Modulare Aggregatetechnik

Langdrehtechnik

W&F Werkzeugtechnik



Katalog LD-02

Werkzeugtechnik

Kundenhinweise

Indications for the customer
Remarques suivantes

Sehr geehrter Kunde,
bitte beachten Sie folgende Hinweise:

- Mit diesem Katalog wird die vorherige Ausgabe ungültig
- Technische Änderungen und Preisänderungen behalten wir uns vor
- Bildliche Darstellungen sind unverbindlich
- Für Druckfehler übernehmen wir keine Haftung
- Es gelten ausschließlich unsere allgemeinen Verkaufs- und Lieferbedingungen

Dear Customer,
please note the following points:

- This catalogue invalidates our former edition
- We reserve the right to make technical modifications and to change the price
- Pictorial illustrations are not binding
- We accept not any liability for print mistake
- Only our terms and conditions are valid

Cher client,
veuillez considérer les indications suivantes:

- Ce catalogue annule les précédentes publications
- Nous nous réservons le droit de modification technique ou de prix à tout moment
- Toutes les illustrations sont données à titre d'exemple et ne nous engagent en aucune manière
- Nous ne répondre pas aux fautes d'impression
- Seulement nos conditions de vente et de livraison sont valables

Inhaltsverzeichnis

Table of contents
Table des matiérs.

Werkzeugtechnik

Beschreibung / Description	Seite / Page
Rundlauftoleranzen Runout tolerances	**1.2**
Gebrauch und Wartung der WFB-Schnittstelle Handling and maintenance for WFB connection	**1.3**
Produktvorteile der WFB-Schnittstelle Product advantages of WFB connection	**1.4**
WFB Produktübersicht (Auszug) WFB Product overview	**1.8**
Modularer Gewindewirbelkopf Thread whirling head modular	**1.10**
CITIZEN	**2**
DMG MORI	**3**
HANWHA	**4**
MAIER	**5**
STAR	**6**
TORNOS	**7**
TSUGAMI	**8**
WFB statische Halter WFE/SHT WFB static holders WFE/SHT	**9**
WF Micro – Modulare Drehhalter WF-Micro modular turning holders	**10**
WFB – Adapter und Zubehör WFB – adapter and accessories	**11**
Allgemeine Verkaufs- und Lieferbedingungen General sales terms and delivery conditions	**12**

WG = Warengruppe
Article group
Groupe de marchandise

WG 11 = _____

WG 35 = _____

WG 40 = _____

Werkzeugtechnik

Rundlauftoleranzen

Runout tolerances
Tolérance de rotation

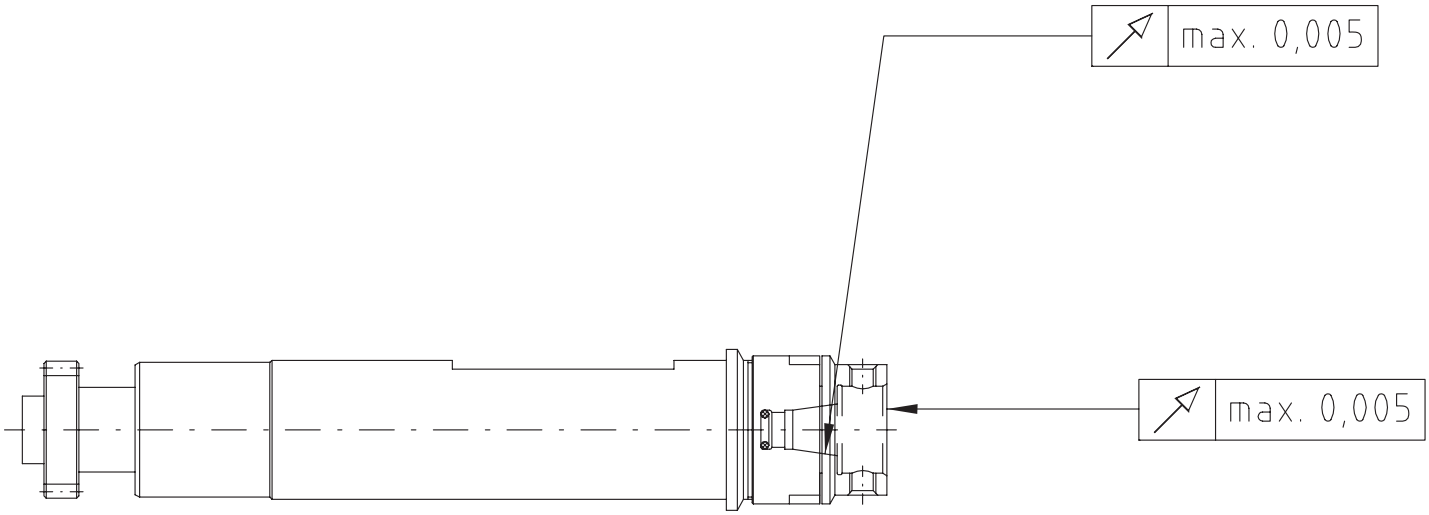

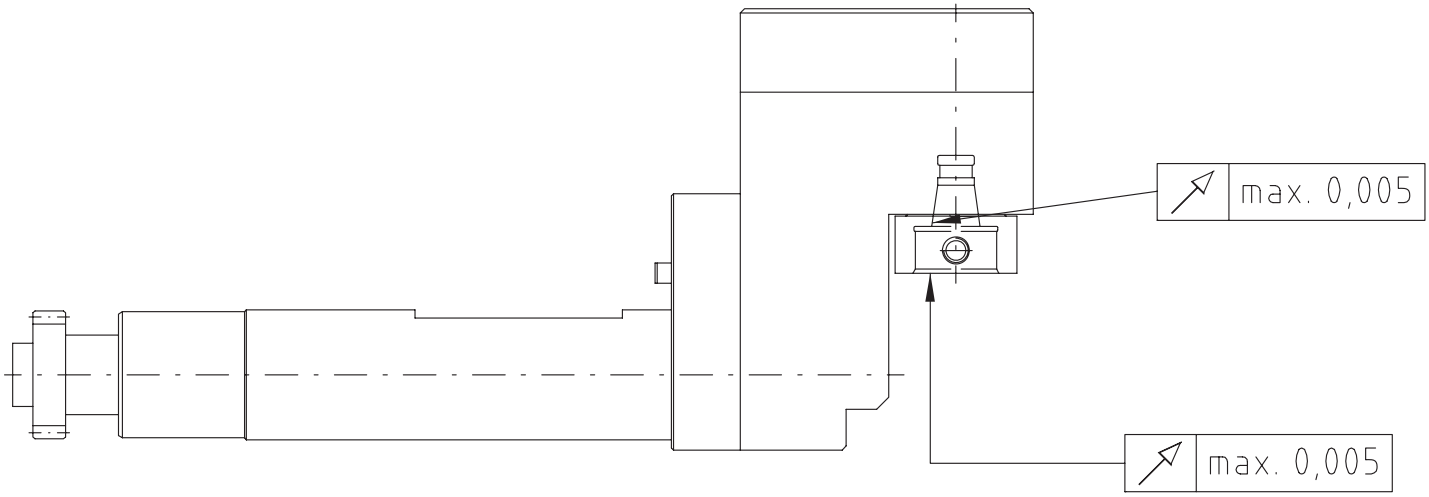

Gebrauch und Wartung der WFB-Schnittstelle

Handling and maintenance for WFB connection
Manutention et maintenance pour WFB connexion

Werkzeugtechnik

Hinweis zur Befestigung
Zunächst einen Kegelgewindestift anziehen, dabei 1-2 mal lösen und wieder anziehen. Dadurch wird eine optimale Positionierung der Bauteile erreicht. Der 2. Kegelgewindestift wird nun ebenfalls (wie oben angeführt) angezogen. Empfohlene Drehmomente entnehmen Sie der unteren Tabelle.

Advice for fixing
First tighten one threaded taper pin, in doing so 1 or 2 times unscrew and tighten again. Thereby you get an optimum positioning of the components. The second threaded taper pin you will thighten with the same method. Recommended locking torque see in the lower table.

Pflege und Wartung
Die Oberflächen der Planflächen, der Kegelbohrung und Kegelzapfen sind vor Gebrauch zu reinigen und mit einem Öl-Schmierfilm zu versehen. Um eine optimale Befestigung und Lösbarkeit der Kegelgewindestifte zu erreichen, wird empfohlen die Kegelgewindestifte mit z.B. Molykote 1000 oder einer ähnlichen Heiss-Schraubenpaste zu behandeln.

Support and maintenance
The surface of the face, the cone drill and cone pin must be cleaning and lubricate with oil before using. To reach an optimum fixing and resolvability of the threaded taper pins, are recommended to use for example Molykote 1000 or something similar.

Empfohlene Anzugsdrehmomente
Recommended locking torque / Retenue couple

Größe	Kegelgewindestifte	Anzugs-Drehmoment
WFB20-12	M6 x 0,75 / Torx 15 Plus	4 Nm
WFB20-12	M6 x 1 / Torx T15	4 Nm
WFB24-16	M8 x 1 / Torx T25	10 Nm
WFB 32-20	M10 x 1	25 Nm

Empfohlene Anzugsdrehmomente beim Einsatz von Kontrolldornen
Recommended locking torque when running test arbors
Retenue couple à l'usage de Mandrins de contrôle

Größe	Kegelgewindestifte	Anzugs-Drehmoment
WFB20-12	M6 x 0,75 / Torx 15 Plus	2 Nm
WFB20-12	M6 x 1 / Torx T15	2 Nm
WFB24-16	M8 x 1 / Torx T25	5 Nm
WFB 32-20	M10 x 1	10 Nm

Werkzeugtechnik

Produkt-Vorteile der WFB-Schnittstelle

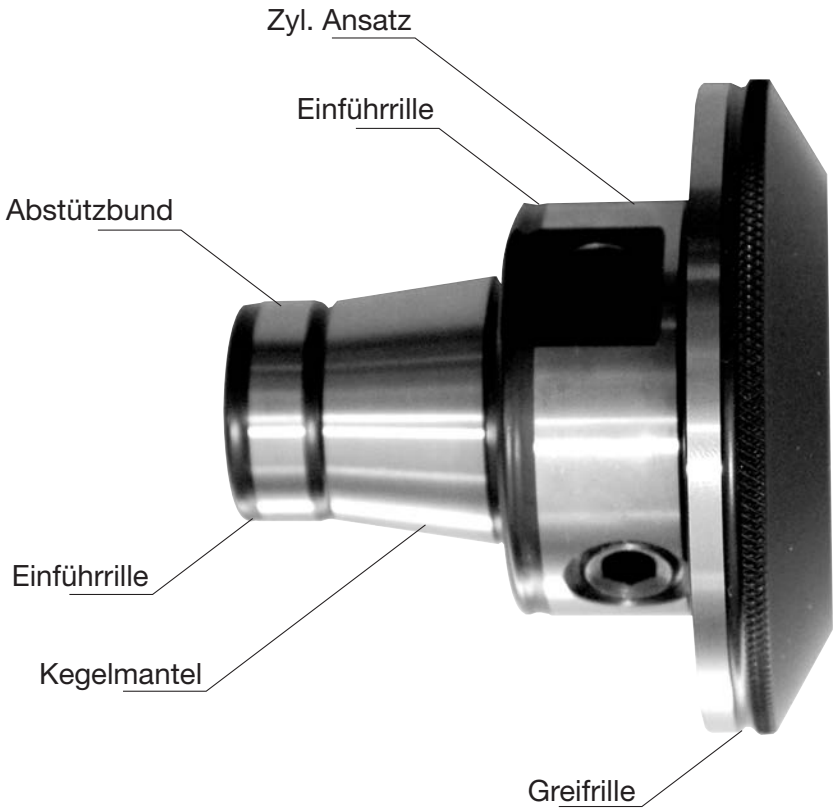

Präzise
Die Kegel/Plananlage mit zylindrischer Abstützung gewährleistet höchste Genauigkeit (2µ) und absoluten Form-schluß.

Flexibel
Spannzange, Weldon, Schrumpffutter, um nur die wichtigsten zu nennen, können alle in einen Grundhalter eingesetzt werden. Die Handhabung ist einfach und praxisgerecht.

Kompakt
Der extrem kompakte Aufbau gewährleistet eine optimale Kraftübertragung und Systemsteifigkeit. Daraus resultieren höhere Werkstückgenauigkeiten und verbesserte Produktivität.

Orientierte Schneidenlage
Auf Umschlag < 10 µ

Reinigung
Einfach, da überall leicht zugänglich.

Produkt-Vorteile der WFB-Schnittstelle



Wirtschaftlich
Sie benötigen weniger aufwändige, teure Sonderwerkzeughalter, die Werkzeugstandzeiten verlängern sich erheblich. Die Folge ist die deutliche Minimierung Ihrer Gesamtwerkzeug-kosten. Mit dem WFB-System helfen wir Ihnen Ihre Drehmaschine künftig wirklich wirtschaftlich einzusetzen, und teure Nebenzeiten einzusparen. Das neue modulare WFB-System von W&F eröffnet Ihnen hinsichtlich der Präzision und der Flexibilität völlig neue Dimensionen in der Fertigungstechnik.

Spannmechanismus
Äußerst günstig durch 2 Kegelgewindestifte.

Schnell
Durch den Einsatz von Werkzeugen, die parallel zur Maschinenlaufzeit voreingestellt werden, reduziert sich die Maschinenrüstzeit nahezu auf Null. Teure Maschinenstillstandzeiten werden vermieden.

Universell
Sowohl für angetriebene als auch für feststehende Werkzeuge, sowie auf Fräsmaschinen und BAZ einsetzbar.

Schrumpfen
Nach vorne und nach innen möglich.

Werkzeugtechnik

Product advantages of WFB connection

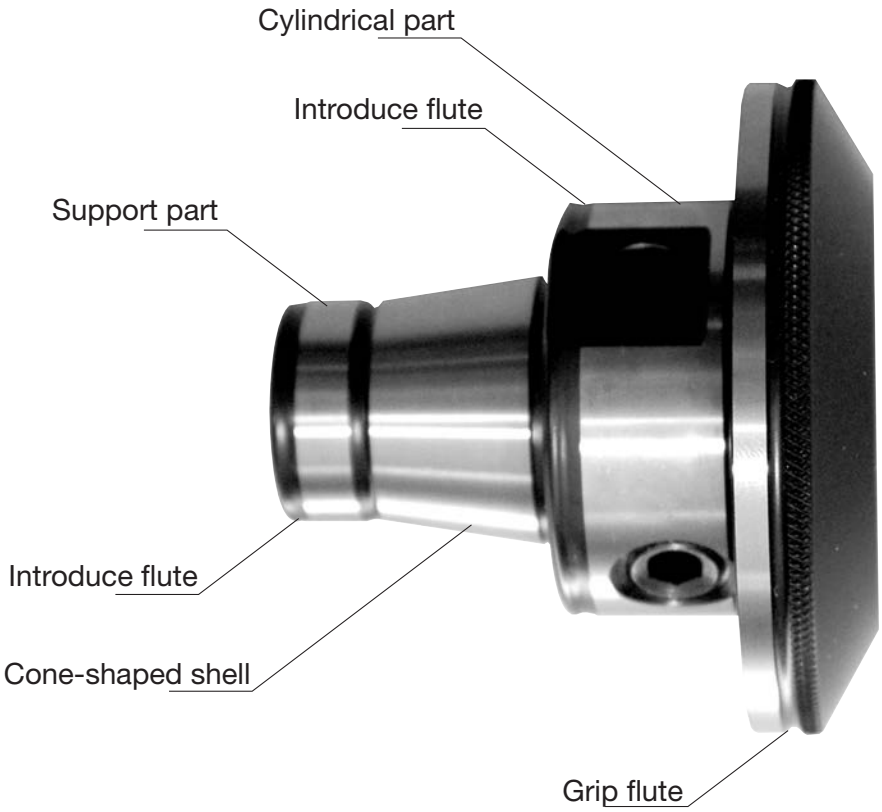

Precise
The taper/planned assets with cylindrical support guarantees highest precision (2µ) and completely form fit.

Flexibel
Collet, Weldon, schrink fit holder, etc., can be used in all master shanks. Easy and safe to handle. Collet, Weldon, schrink fit holder, etc., can be used in all master shanks. Easy and safe to handle.

Compact
The extrem compact construction guarantees an optimum load transmission and system rigidity. Out of it follow workpiece in higher precision and revised productivity.

Optimized position of cutting edge
Turnover < 10 µ

Cleaning
Simple because of good accessible.

Product advantages of WFB connection



Economical
You need less expensive special tool holders and the tool life will be extended. So you get a minimization of complete costs of tools. With the WFB-system we help you to use your turning machine profitable in the future and to save expensive non-productive time. The new modular WFB-system from W&F enable you with precision and flexibility new dimensions in the production technology.

Gripping mechanism
Exceedingly favorable through 2 threaded taper pins.

Quick
Pre-setting of tools can be effected out of the machine. Setting-up time will be nearly zero. Expensive machine dead time will be avoided.

Universal
Applicable in driven and static tool holder, as well as on milling machine and machining center.

Shrinking
Forward and inward possible.

Werkzeugtechnik

WFB - Produktübersicht (Auszug)

WFB - Product overview
WFB - Vue d'ensemble de produit

WFB - Aggregate
WFB - Aggregates
WFB - Agrégats

Axial

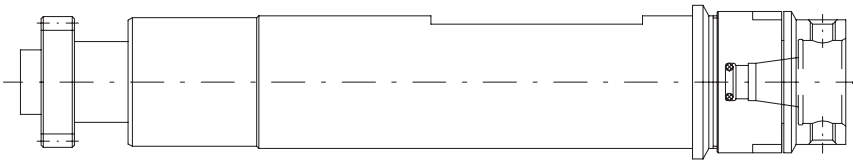

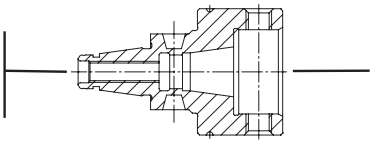

WFB - Verlängerungen
WFB - Extensions
WFB - Prolongations

Radial

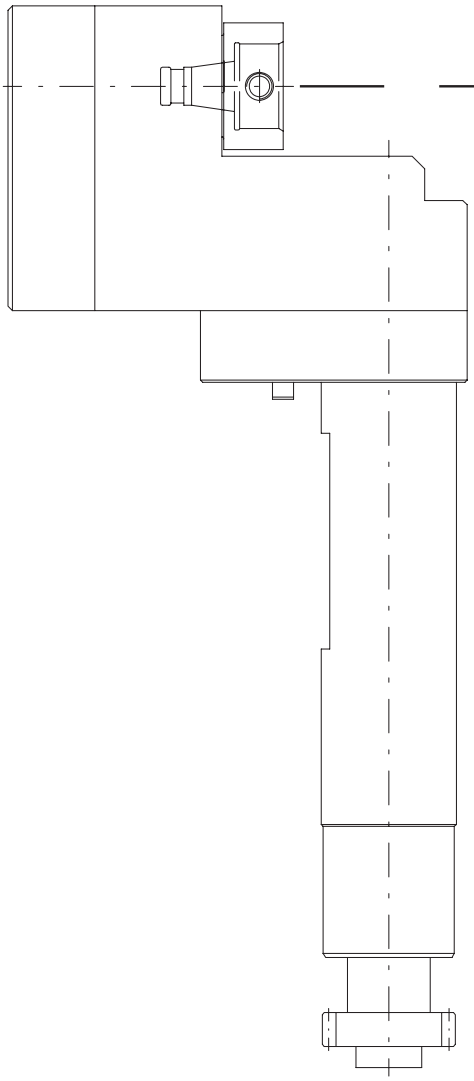

WFB - Produktübersicht (Auszug)

WFB - Product overview
WFB - Vue d'ensemble de produit

Werkzeugtechnik

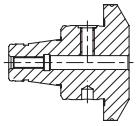

WFB - Weldon / Whistle Notch für Zylinderschäfte DIN 1835 B / E
WFB - Weldon / Whistle Notch for parallel shanks
WFB - Weldon / Whistle Notch pour queues cylindriques

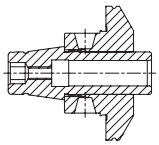

WFB - Schrumpffutter
WFB - Shrink fit chucks
WFB - Mandrins de frettage

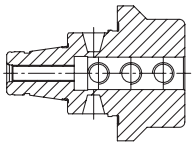

WFB - Bohrstangenhalter
WFB - Boring bar holder
WFB - Porte-outil pour barres d'alésage

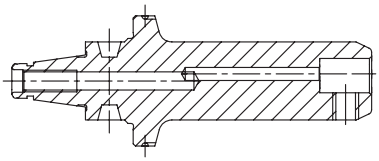

WFB - Klemmhalter W-T HORN Supermini® mit IKZ
WFB - Toolholder W-T HORN Supermini® with internal cooling system
WFB - Porte-outil W-T HORN Supermini® avec arrosage central

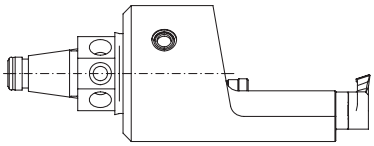

WFB - Klemmhalter W-T HORN Mini mit IKZ
WFB - Toolholder W-T HORN Mini with internal cooling system
WFB - Porte-outil W-T HORN Mini avec arrosage central

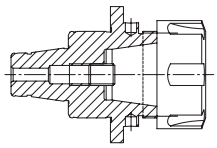

WFB - Spannzangenfutter 8° Typ ER
WFB - Collet chucks 8° type ER
WFB - Mandrins porte-pinces 8° type ER

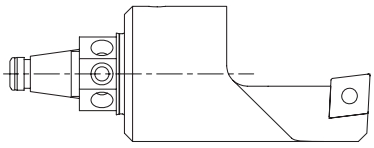

WFB - Drehhalter W-T mit IKZ
WFB - Turning tool holder W-T with internal cooling system
WFB - Rotatif porte-outil W-T avec arrosage central

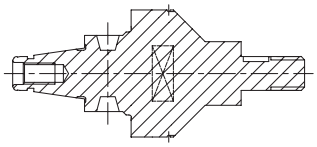

WFB - Sägeblattaufnahmen
WFB - Tool holders for saw blade
WFB - Mandrins pour lame de scie

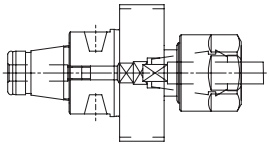

WFB - Softsynchro® mit IKZ
WFB - Softsynchro® with internal cooling system
WFB - Softsynchro® avec arrosage central

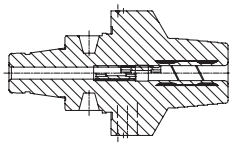

WFB - Hydro-Dehnspannfutter
WFB - Hydraulic expansion chuck
WFB - Mandrin hydraulique

Werkzeugtechnik

Modularer Wirbelkopf

Stillstandszeiten senken durch modulare Gewindewirbelköpfe



Der Ein- und Ausbau des Wirbelapparates sowie das damit verbundene Ausrichten, gehört durch den Einsatz modularer Gewindewirbeleinheiten der Vergangenheit an. Durch die hohe Rundlaufgenauigkeit der Schnittstelle und der gleichmäßigen Abnutzung der Schneidplatten, kann eine Standzeiterhöhung von bis zu 300% erreicht werden.

- Wechseln des Einsatzes: < 1 min
- Rundlaufgenauigkeit: < 3µ
- Wechselwiederholgenauigkeit: < 2µ
- Voreinstellbar außerhalb der Maschine
- Verfügbar für alle gängigen Langdrehmaschinen

Durch das Zusammenspiel von Kegel-Plananlage mit Zylindrischem Bund, erreichen wir nicht nur höchste Genauigkeit in der Schnittstelle, sondern auch ein bedienerfreundliches Wechseln der Einsätze mit lediglich drei Schrauben.

Unser Rohlingsprinzip bietet höchste Flexibilität und die Möglichkeit, Ihre benötigten bzw. bevorzugten Wendeschneidplatten zu verwenden. Die entsprechenden Plattensitze können vom Wendeplattenhersteller oder auch von Ihnen selbst in den Rohling eingebracht werden.



Modular thread whirling head

Reduce machine downtimes by modular thread whirling heads

Werkzeugtechnik



By the use of the modular thread whirling head, the mounting and dismounting of the unit out of the machine and the steady adjustment, are now things of the past. Though the high rotation accuracy of the interface an the even wear of the cutting edges, tool endurance can be increased up to 300%.

- change of the insert: < 1 min
- true running accuracy: < 3µ
- change accuracy: < 2µ
- pre adjustable outside of the machine
- available for common swiss-type machines

Through the interplay of cone-shaped shell and planned assets with cylindrical support, we not only reach highest preciseness in the interface it self, but also an user-friendly changing of the inserts with only three screws

Our “blanks-principle“ enables highest flexibility and the opportunity to use your needed respectively your preferred insert tips. The according insert seats can be made by the manufacturer of the insert tips, or by your self as well.



Modulare Aggregatetechnik

Citizen

W&F Werkzeugtechnik



Katalog CI-02

Werkzeugtechnik

WFB-Adapterpool

Indications for the customer



Mit den Werkzeughaltern von W&F in statischer oder angetriebener Ausführung und dem WFB-Adaptersystem haben Sie die einzigartige Möglichkeit, für sämtliche Hersteller egal ob im Kurzdrehen, Langdrehen oder Mehrspindeldrehen ein durchgängiges modulares Werkzeugsystem einzusetzen.

The W&F tool holders are in static or driven performance and beyond that, the WFB-adapter system offers you an unique option to use it for every machine manufacturer whether you are manufacturer producing with swiss type lathes, standard turning machines or multispindle turning machines, WFB is suitable.

Citizen

Axial-Bohr- und Fräskopf
Axial drilling and milling head
Outil de perçage et de fraisage axiale

WG 35



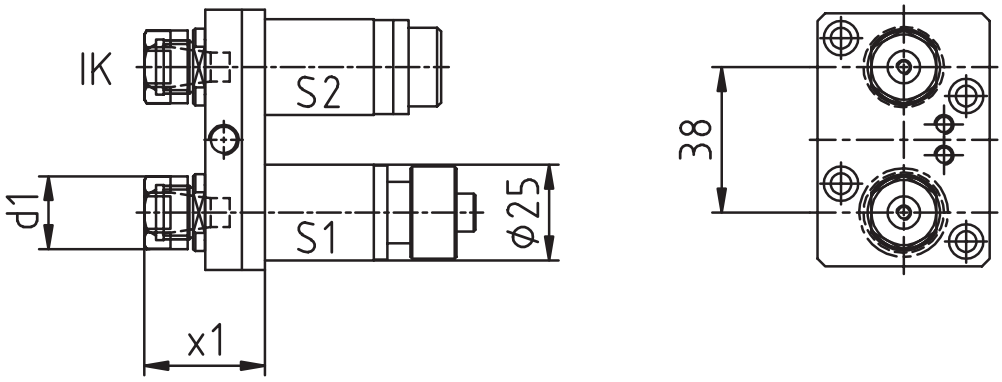

[mm]	[mm]	Spindle Broche	[Nm]	[rpm]		Outside cooling Lubrificat. ext.	Internal cooling Lubrificat. cent.	[bar]	Order no. N° de Code
d1	**x1**	**Spindel**	**T max**	**n max**	**i**	**Aussenkühlung**	**Innenkühlung**	**p**	**Bestellnummer**
19	36,5	ER11	4*	6.000*	1:1*	x			MPU.Z25.E11.MA0.A20
19	36,5	ER11	4*	6.000*	1:1*	x	x	80	MPU.Z25.E11.ME0.A20

Passend für Maschine:
suitable machines:
approprié pour la machine: A20

Ähnlich OEM Nr.
similar to OEM no.
semblable au OEM nombre

* S1: 4 Nm/6.000 rpm/i=1:1
S2: 2 Nm/9.660 rpm/i=1:1,61

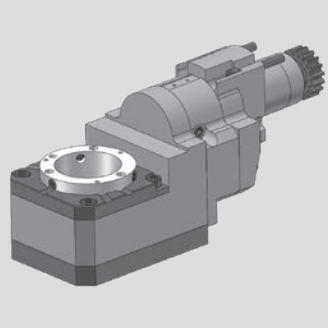

Citizen

Gewindewirbelapparat modular
Thread whirling unit
Unité de tourbillonnement

WG 35

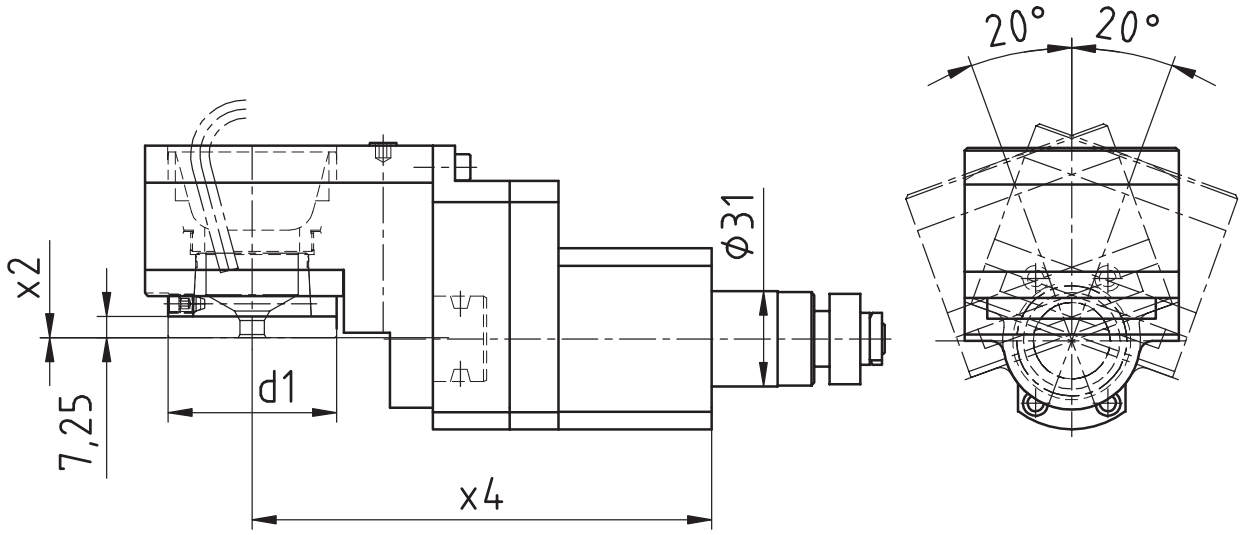

[mm]	[mm]	[mm]	Spindle Broche	[Nm]	[rpm]		Outside cooling Lubrificat. ext.	Internal cooling Lubrificat. cent.	[bar]	Order no. N° de Code
d1	**x2**	**x4**	**Spindel**	**T max**	**n max**	**i**	**Aussenkühlung**	**Innenkühlung**	**p**	**Bestellnummer**
54	0	150	WFW 50	16	6.000	1:1				MPU.LSW.101.M0800.A20

Passend für Maschine: suitable machines: approprié pour la machine:	A20

Ähnlich OEM Nr. similar to OEM no. semblable au OEM nombre	

Citizen

Axial-Bohr- und Fräskopf
Axial drilling and milling head
Outil de perçage et de fraisage axiale

WG 35



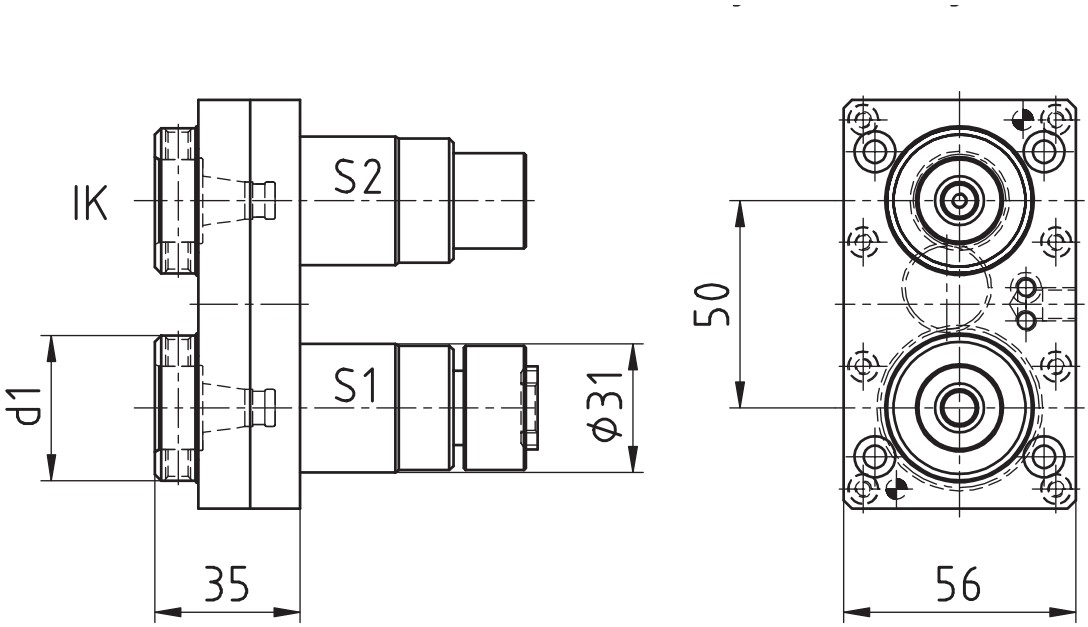

[mm]	[mm]	Spindle Broche	[Nm]	[rpm]		Outside cooling Lubrificat. ext.	Internal cooling Lubrificat. cent.	[bar]	Order no. N° de Code
d1	**x1**	**Spindel**	**T max**	**n max**	**i**	**Aussenkühlung**	**Innenkühlung**	**p**	**Bestellnummer**
35	35	WFB 20-12	6*	6.000*	1:1*	x			MPU.Z31.B20.MA0.A32
35	35	WFB 20-12	6*	6.000*	1:1*	x	x	80	MPU.Z31.B20.ME0.A32

Passend für Maschine:
suitable machines:
approprié pour la machine:
A32

Ähnlich OEM Nr.
similar to OEM no.
semblable au OEM nombre

* S1: 6 Nm/6.000 rpm/i=1:1
S2: 3 Nm/10.260 rpm/i=1:1,71



Citizen

Axial-Bohr- und Fräskopf
Axial drilling and milling head
Outil de perçage et de fraisage axiale

WG 35

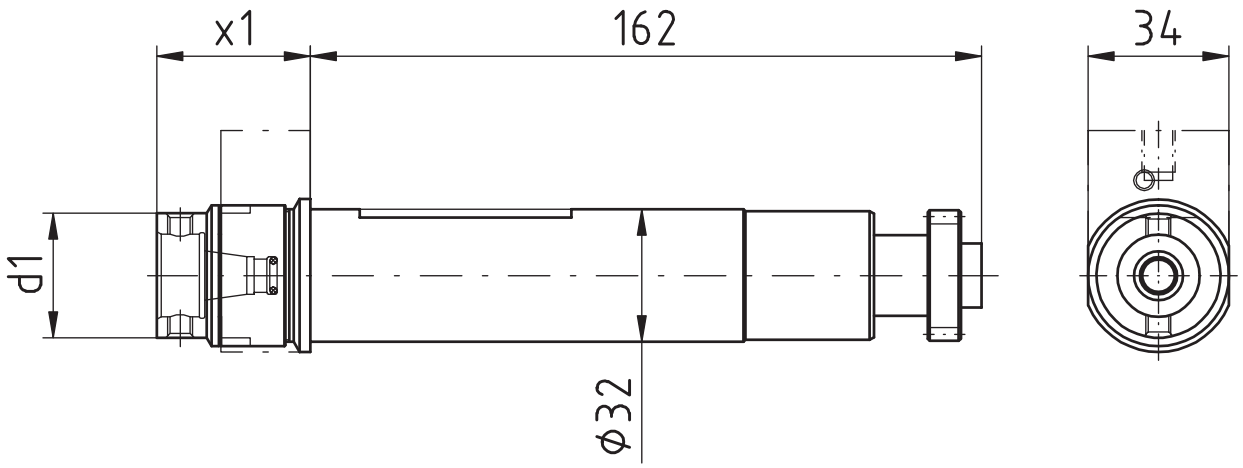

[mm]	[mm]	Spindle Broche	[Nm]	[rpm]		Outside cooling Lubrificat. ext.	Internal cooling Lubrificat. cent.	[bar]	Order no. N° de Code
d1	**x1**	**Spindel**	**T max**	**n max**	**i**	**Aussenkühlung**	**Innenkühlung**	**p**	**Bestellnummer**
30	37	WFB 20-12	10	6.000	1:1				MPU.GSC.507.AA0.B20
30	37	WFB 20-12	10	6.000	1:1	x	x	80	MPU.GSC.507.AE0.B20

Passend für Maschine: suitable machines: approprié pour la machine:	L20E2M8	L20E-IX	L20X	M232-III	M332-III
	L20E2M10	L20V	M220-III	M320-III	M332-V
	L20E1M12	L20VIII	M220-V	M320-V	M32-4M5/M8

Ähnlich OEM Nr. similar to OEM no. semblable au OEM nombre	GSC-1010

Citizen

Axial-Bohr- und Fräskopf
Axial drilling and milling head
Outil de perçage et de fraisage axiale

WG 35



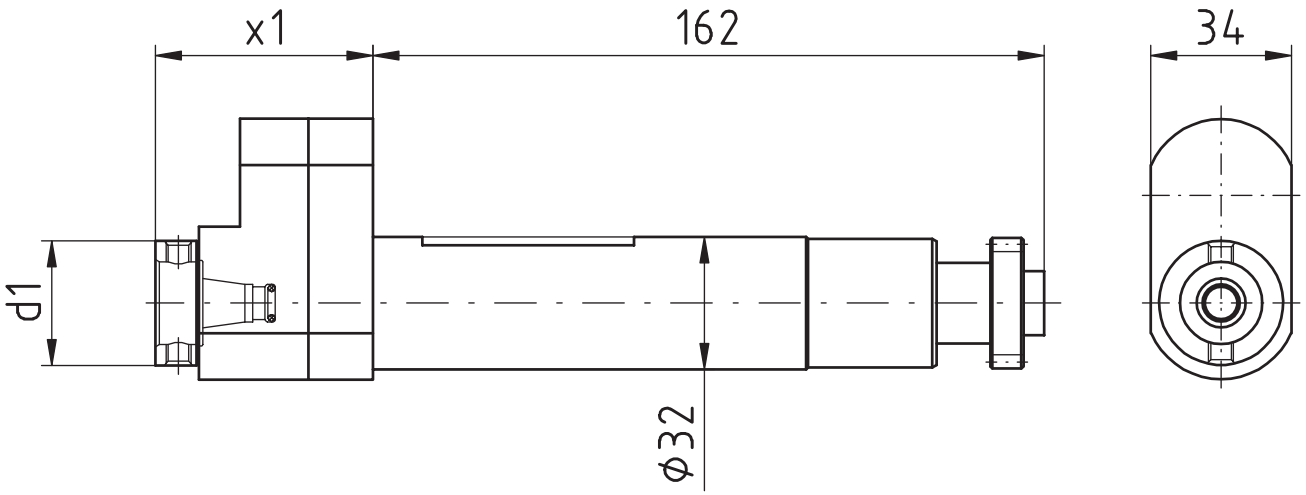

[mm]	[mm]	Spindle Broche	[Nm]	[rpm]		Outside cooling Lubrificat. ext.	Internal cooling Lubrificat. cent.	[bar]	Order no. N° de Code
d1	**x1**	**Spindel**	**T max**	**n max**	**i**	**Aussenkühlung**	**Innenkühlung**	**p**	**Bestellnummer**
30	52,5	WFB 20-12	3	18.000	1:3				MPU.GSC.510.AA0.B20

Passend für Maschine: suitable machines: approprié pour la machine:	L20E2M8	L20E-IX	L20X	M232-III	M332-III
	L20E2M10	L20V	M220-III	M320-III	M332-V
	L20E1M12	L20VIII	M220-V	M320-V	M32-4M5/M8

Ähnlich OEM Nr. similar to OEM no. semblable au OEM nombre	GSC-1010



Citizen

Radial-Bohr- und Fräskopf
Radial drilling and milling head
Outil de perçage et de fraisage radiale

WG 35

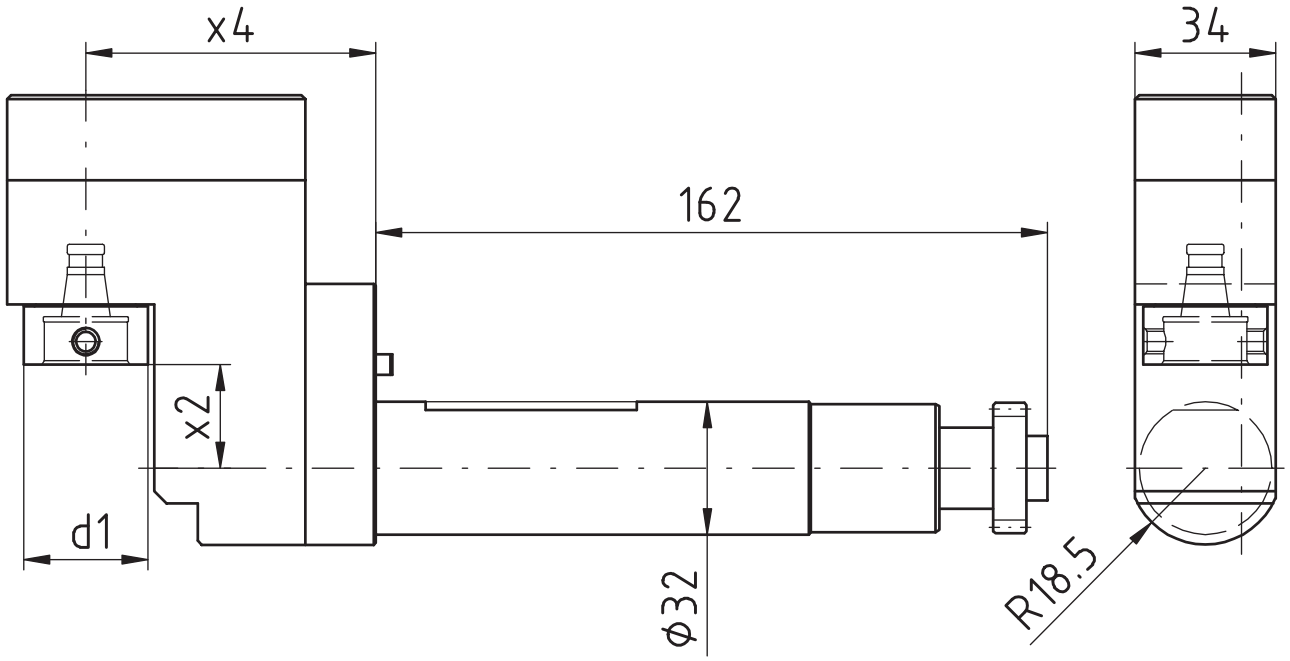

[mm]	[mm]	[mm]	Spindle Broche	[Nm]	[rpm]		Outside cooling Lubrificat. ext.	Internal cooling Lubrificat. cent.	[bar]	Order no. N° de Code
d1	**x2**	**x4**	**Spindel**	**T max**	**n max**	**i**	**Aussenkühlung**	**Innenkühlung**	**p**	**Bestellnummer**
30	25	70	WFB 20-12	4	12.000	1:2				MPU.GSE.607.XA0.B20

Passend für Maschine: suitable machines: approprié pour la machine:	L20E2M8	L20E-IX	L20X	M232-III	M332-III
	L20E2M10	L20V	M220-III	M320-III	M332-V
	L20E1M12	L20VIII	M220-V	M320-V	M32-4M5/M8

Ähnlich OEM Nr. similar to OEM no. semblable au OEM nombre	GSE-306

Citizen

Axial-Bohr- und Fräskopf
Axial drilling and milling head
Outil de perçage et de fraisage axiale

WG 35



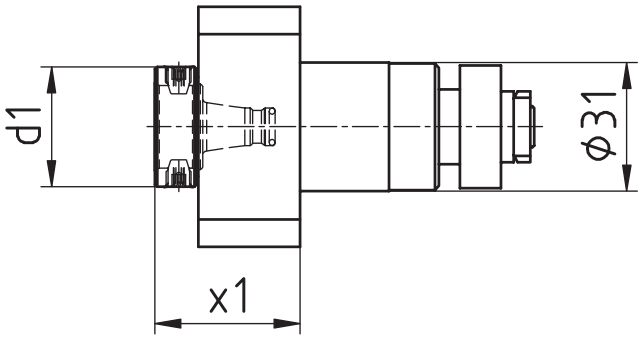

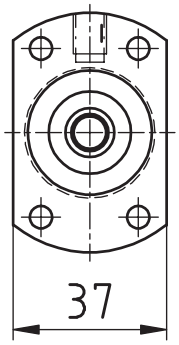

[mm]	[mm]	Spindle Broche	[Nm]	[rpm]		Outside cooling Lubrificat. ext.	Internal cooling Lubrificat. cent.	[bar]	Order no. N° de Code
d1	**x1**	**Spindel**	**T max**	**n max**	**i**	**Aussenkühlung**	**Innenkühlung**	**p**	**Bestellnummer**
30	35	WFB 20-12	8	6.000	1:1				MPU.Z31.B20.GSC.1310
30	27	WFB 20-12	8	6.000	1:1	x	x	80	MPU.Z31.B20.GSC.1310IK

Passend für Maschine: suitable machines: approprié pour la machine:	A20-3F7N	L20E-2M8	L32-1M12	M232-V	M32-4M5
	A232-VII	L20E-2M10	M220-III	M320-V	M32-5M8
	A32-VII	L32-1M8	M220-V	M332-III	
	A320-VII	L32-1M10	M232-III	M332-V	

Ähnlich OEM Nr. similar to OEM no. semblable au OEM nombre	GSC-1310



Citizen

Axial-Bohr- und Fräskopf
Axial drilling and milling head
Outil de perçage et de fraisage axiale

WG 35

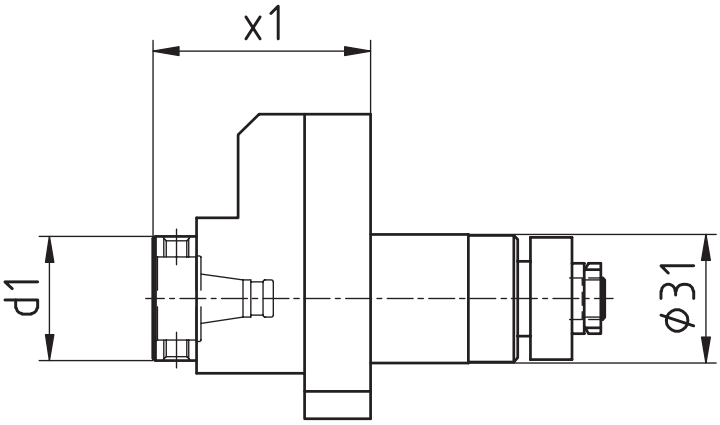



[mm]	[mm]	Spindle Broche	[Nm]	[rpm]		Outside cooling Lubrificat. ext.	Internal cooling Lubrificat. cent.	[bar]	Order no. N° de Code
d1	**x1**	**Spindel**	**T max**	**n max**	**i**	**Aussenkühlung**	**Innenkühlung**	**p**	**Bestellnummer**
30	52,5	WFB 20-12	3	18.000	1:3				MPU.Z31.B20.BA0.1310I3

Passend für Maschine: suitable machines: approprié pour la machine:	A20-3F7N	L20E-2M8	L32-1M12	M232-V	M32-4M5
	A232-VII	L20E-2M10	M220-III	M320-V	M32-5M8
	A32-VII	L32-1M8	M220-V	M332-III	
	A320-VII	L32-1M10	M232-III	M332-V	

Ähnlich OEM Nr. similar to OEM no. semblable au OEM nombre	GSC-1310

Citizen

Axial-Bohr- und Fräskopf
Axial drilling and milling head
Outil de perçage et de fraisage axiale

WG 35



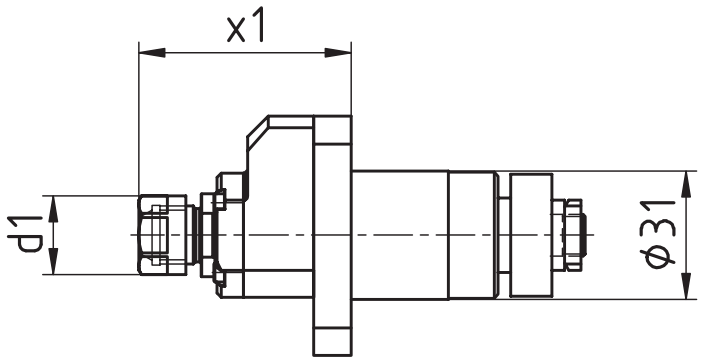

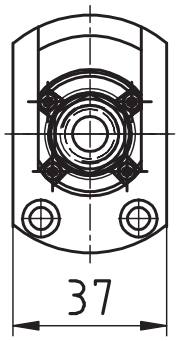

[mm]	[mm]	Spindle Broche	[Nm]	[rpm]		Outside cooling Lubrificat. ext.	Internal cooling Lubrificat. cent.	[bar]	Order no. N° de Code
d1	**x1**	**Spindel**	**T max**	**n max**	**i**	**Aussenkühlung**	**Innenkühlung**	**p**	**Bestellnummer**
19	51,5	ER11	2	24.000	1:4				MPU.Z31.E11.BA0.1310I4

Passend für Maschine: suitable machines: approprié pour la machine:	A20-3F7N	L20E-2M8	L32-1M12	M232-V	M32-4M5
	A232-VII	L20E-2M10	M220-III	M320-V	M32-5M8
	A32-VII	L32-1M8	M220-V	M332-III	
	A320-VII	L32-1M10	M232-III	M332-V	

Ähnlich OEM Nr. similar to OEM no. semblable au OEM nombre	GSC-1310



Citizen

Axial-Bohr- und Fräskopf
Axial drilling and milling head
Outil de perçage et de fraisage axiale

WG 35

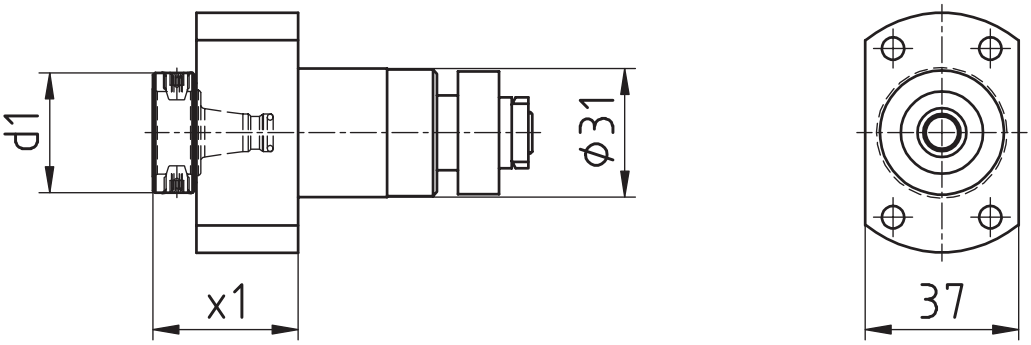

[mm]	[mm]	Spindle Broche	[Nm]	[rpm]		Outside cooling Lubrificat. ext.	Internal cooling Lubrificat. cent.	[bar]	Order no. N° de Code
d1	**x1**	**Spindel**	**T max**	**n max**	**i**	**Aussenkühlung**	**Innenkühlung**	**p**	**Bestellnummer**
30	35	WFB 20-12	8	6.000	1:1				MPU.Z31.B20.AA0.L20V

Passend für Maschine: suitable machines: approprié pour la machine:	L20E2M8 L20E2M10 L20E-1M12 L20E-IX

Ähnlich OEM Nr. similar to OEM no. semblable au OEM nombre	GSC-1210

Citizen

Axial-Bohr- und Fräskopf
Axial drilling and milling head
Outil de perçage et de fraisage axiale

WG 35



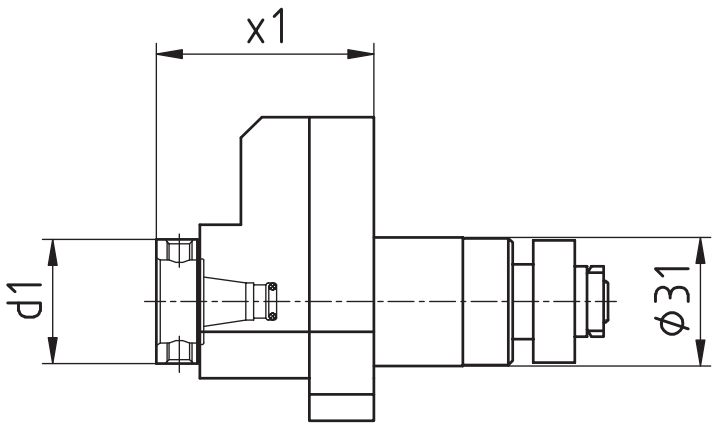



[mm]	[mm]	Spindle Broche	[Nm]	[rpm]		Outside cooling Lubrificat. ext.	Internal cooling Lubrificat. cent.	[bar]	Order no. N° de Code
d1	**x1**	**Spindel**	**T max**	**n max**	**i**	**Aussenkühlung**	**Innenkühlung**	**p**	**Bestellnummer**
30	52,5	WFB 20-12	3	18.000	1:3				MPU.Z31.B20.BA0.L20R

Passend für Maschine: suitable machines: approprié pour la machine:	L20E2M8 L20E2M10 L20E2M12	L20E-IX

Ähnlich OEM Nr. similar to OEM no. semblable au OEM nombre	GSC-1210



Citizen

Axial-Bohr- und Fräskopf
Axial drilling and milling head
Outil de perçage et de fraisage axiale

WG 35

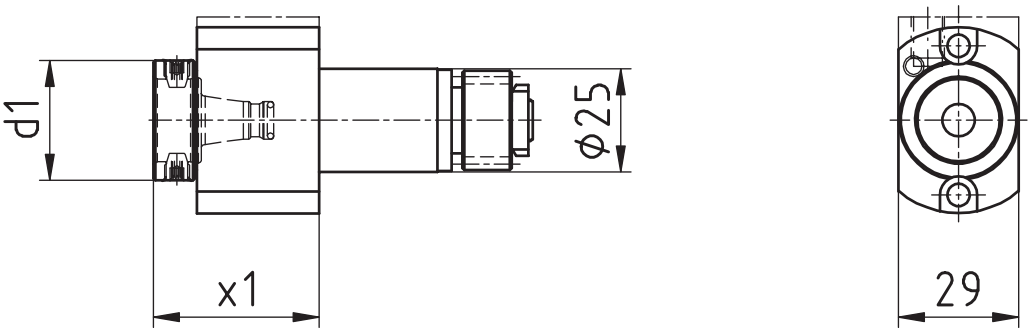

[mm]	[mm]	Spindle Broche	[Nm]	[rpm]		Outside cooling Lubrificat. ext.	Internal cooling Lubrificat. cent.	[bar]	Order no. N° de Code
d1	**x1**	**Spindel**	**T max**	**n max**	**i**	**Aussenkühlung**	**Innenkühlung**	**p**	**Bestellnummer**
29	40	WFB 20-12	8	6.000	1:1				MPU.Z25.B20.AA0.VX
29	26,5	WFB 20-12	8	6.000	1:1				MPU.Z25.B20.AA0.L20R
29	36,5	WFB 20-12	8	6.000	1:1	x	x	80	MPU.Z25.B20.AE0.L20R

Passend für Maschine: suitable machines: approprié pour la machine:	A20-VII	L20E-2M10	M220-III	M320-V	M212-C	M312-V	M16-4M8
	A20-3F7N	L20E-2M8	M220-V	M332-III	M212-V	M312-VII	
	A320-VII	L20E-IX	M232-III	M332-V	M216-C	M316-III	
	L 12-1M7	L20X	M232-V	M32-4MS	M216-V	M316-V	
	L20E-2M12	L32-1M12	M320-III	M32-4M8	M312-III	M16-4MS	

Ähnlich OEM Nr. similar to OEM no. semblable au OEM nombre	MSC-507

Citizen

Axial Bohr- und Fräskopf
Axial drilling and milling head
Outil de perçage et de fraisage axiale

WG 35

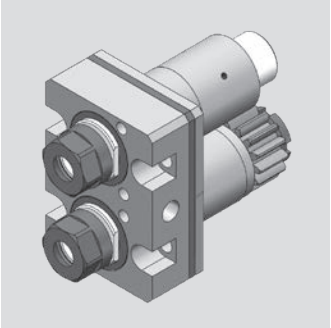

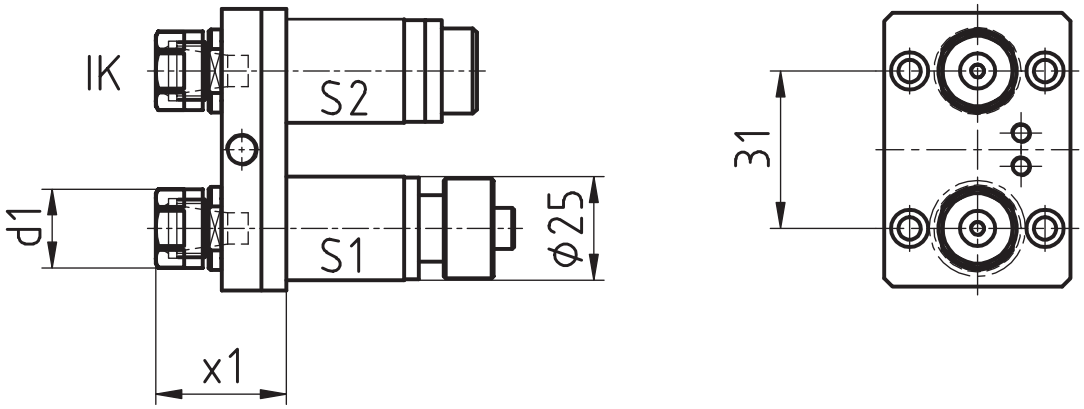

[mm]	[mm]	Spindle Broche	[Nm]	[rpm]		Outside cooling Lubrificat. ext.	Internal cooling Lubrificat. cent.	[bar]	Order no. Nº de Code
d1	**x1**	**Spindel**	**T max**	**n max**	**i**	**Aussenkühlung**	**Innenkühlung**	**p**	**Bestellnummer**
19	31	ER11	4*	6.000*	1:1*	x			MPU.Z25.E11.MA0.L20
19	31	ER11	4*	6.000*	1:1*	x	x	80	MPU.Z25.E11.ME0.L20

Passend für Maschine: suitable machines: approprié pour la machine:				
	L20E2M8	L20E-IX	L20X	M232-III
	L20E2M10	L20V	M220-III	
	L20E-1M12	L20VIII	M220-V	

Ähnlich OEM Nr.
similar to OEM no.
semblable au OEM nombre

* S1: 4 Nm/6.000 rpm/i=1:1
S2: 2 Nm/9.660 rpm/i=1:1,61



Citizen

Radial-Bohr- und Fräskopf
Radial drilling and milling head
Outil de perçage et de fraisage radiale

WG 35

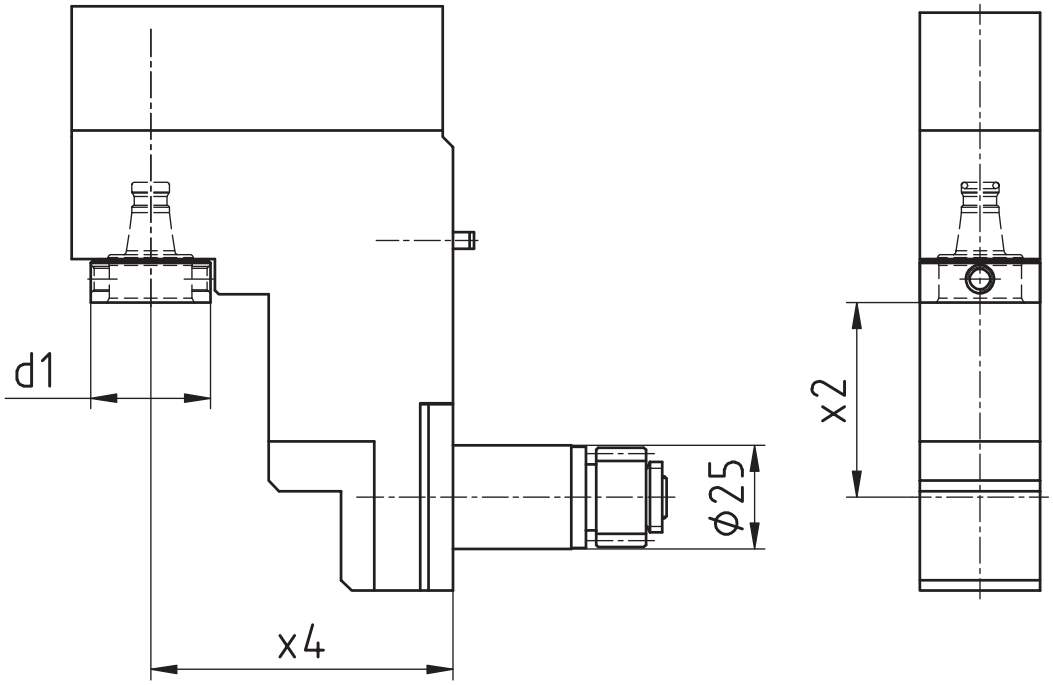

[mm]	[mm]	[mm]	Spindle Broche	[Nm]	[rpm]		Outside cooling Lubrificat. ext.	Internal cooling Lubrificat. cent.	[bar]	Order no. N° de Code
d1	**x2**	**x4**	**Spindel**	**T max**	**n max**	**i**	**Aussenkühlung**	**Innenkühlung**	**p**	**Bestellnummer**
29	47	73	WFB 20-12	8	6.000	1:1				MPU.Z25.B20.VA0.L20R

Passend für Maschine: suitable machines: approprié pour la machine:	L20E2M8 L20E2M10 L20E-1M12	L20E-IX L20X L20XII

Ähnlich OEM Nr. similar to OEM no. semblable au OEM nombre	GSC-1507

Citizen

Gewindewirbelapparat modular
Thread whirling unit
Unité de tourbillonnement

WG 35

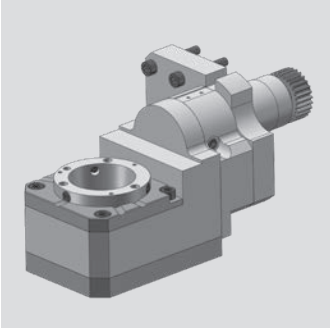

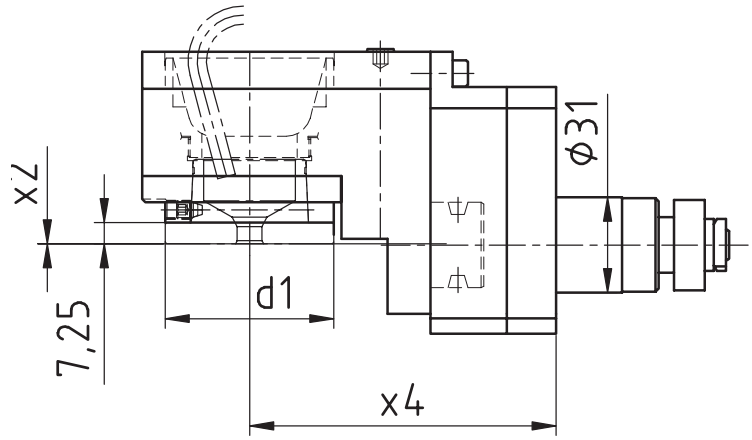

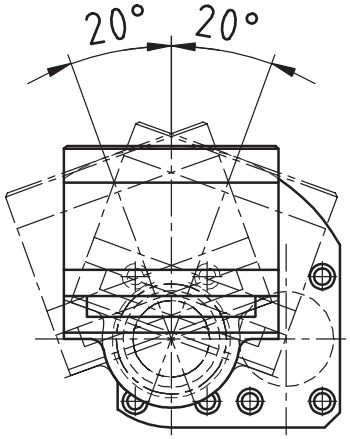

[mm]	[mm]	[mm]	Spindle Broche	[Nm]	[rpm]		Outside cooling Lubrificat. ext.	Internal cooling Lubrificat. cent.	[bar]	Order no. N° de Code
d1	**x2**	**x4**	**Spindel**	**T max**	**n max**	**i**	**Aussenkühlung**	**Innenkühlung**	**p**	**Bestellnummer**
54	0	100	WFW 50	16	6.000	1:1	x			MPU.LSW.101.M0800.L20N

Passend für Maschine: suitable machines: approprié pour la machine:	L20E-2M8	L20E-IX	L32-1M12
	L20E-2M10	L32-1M8	
	L20E-2M12	L32-1M10	

Ähnlich OEM Nr.
similar to OEM no.
semblable au OEM nombre

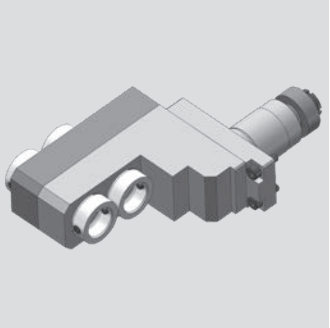

Citizen

Radial-Bohr- und Fräskopf
Radial drilling and milling head
Outil de perçage et de fraisage radiale

WG 35

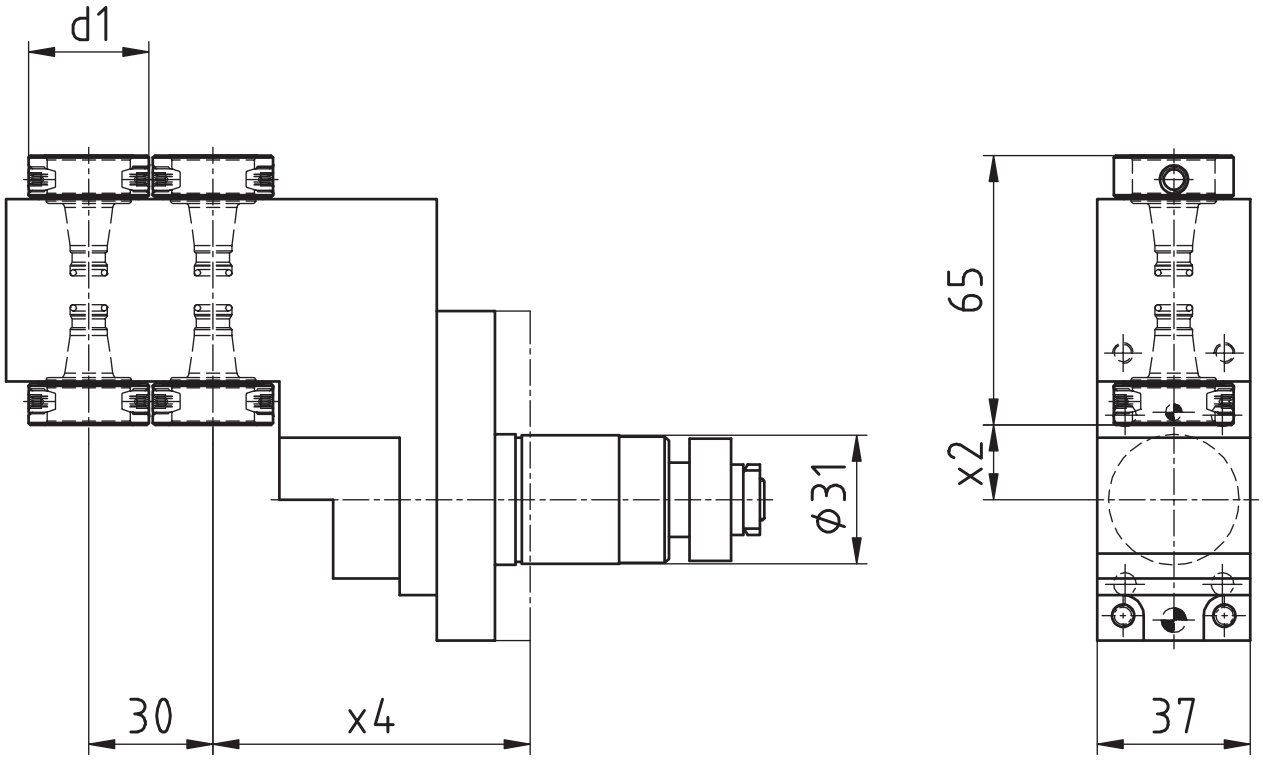

[mm]	[mm]	[mm]	Spindle Broche	[Nm]	[rpm]		Outside cooling Lubrificat. ext.	Internal cooling Lubrificat. cent.	[bar]	Order no. N° de Code
d1	**x2**	**x4**	**Spindel**	**T max**	**n max**	**i**	**Aussenkühlung**	**Innenkühlung**	**p**	**Bestellnummer**
29	18	76,5	WFB 20-12	3	8.880	1:1,48				MPU.Z31.B20.4A0.3107

Passend für Maschine: suitable machines: approprié pour la machine:	L20E2M8 L20E2M10 L20E-1M12	L20E-IX L20V L20VII	L20VIII L20X

Ähnlich OEM Nr. similar to OEM no. semblable au OEM nombre	GSE-3107

Citizen

Radial-Bohr- und Fräskopf
Radial drilling and milling head
Outil de perçage et de fraisage radiale

WG 35



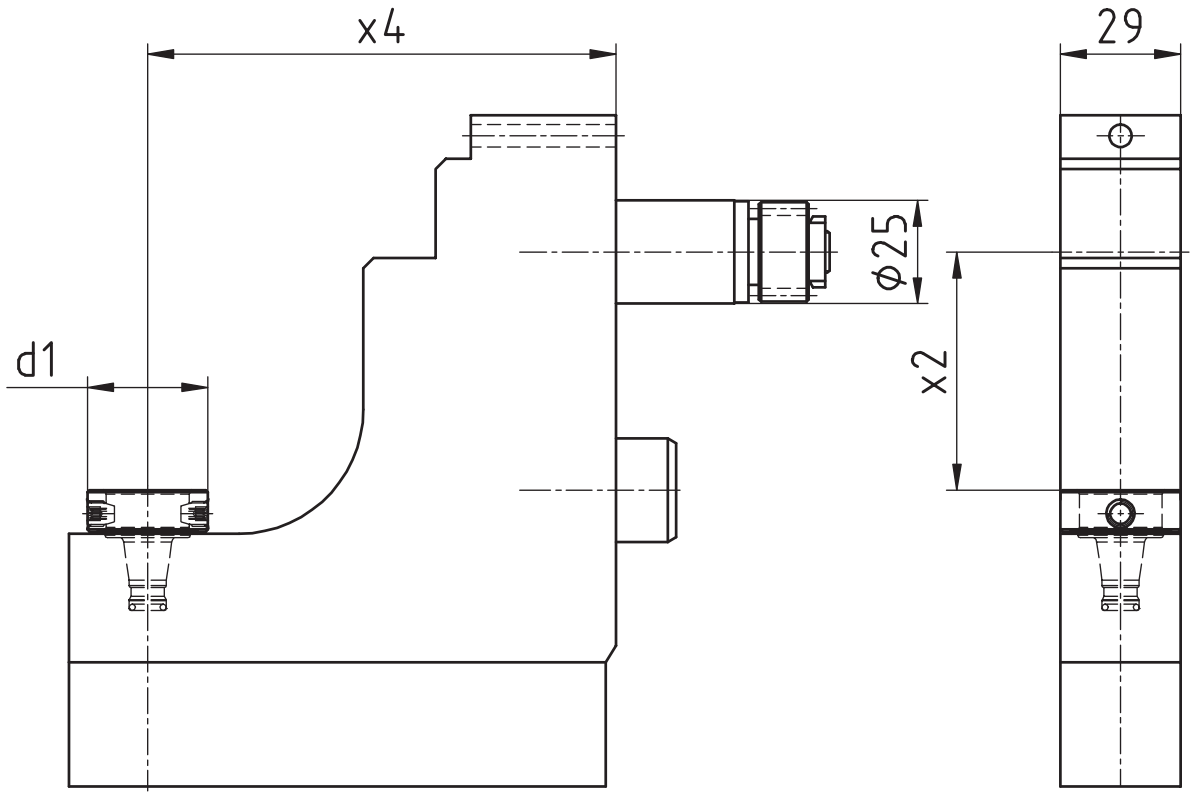

[mm]	[mm]	[mm]	Spindle Broche	[Nm]	[rpm]		Outside cooling Lubrificat. ext.	Internal cooling Lubrificat. cent.	[bar]	Order no. N° de Code
d1	**x2**	**x4**	**Spindel**	**T max**	**n max**	**i**	**Aussenkühlung**	**Innenkühlung**	**p**	**Bestellnummer**
29	57,5	113	WFB 20-12	8	6.000	1:1	x			MPU.Z25.B20.VA0.L20V

Passend für Maschine: suitable machines: approprié pour la machine:	L20X

Ähnlich OEM Nr. similar to OEM no. semblable au OEM nombre	GSC-1407



Citizen

Axial-Bohr- und Fräskopf
Axial drilling and milling head
Outil de perçage et de fraisage axiale

WG 35

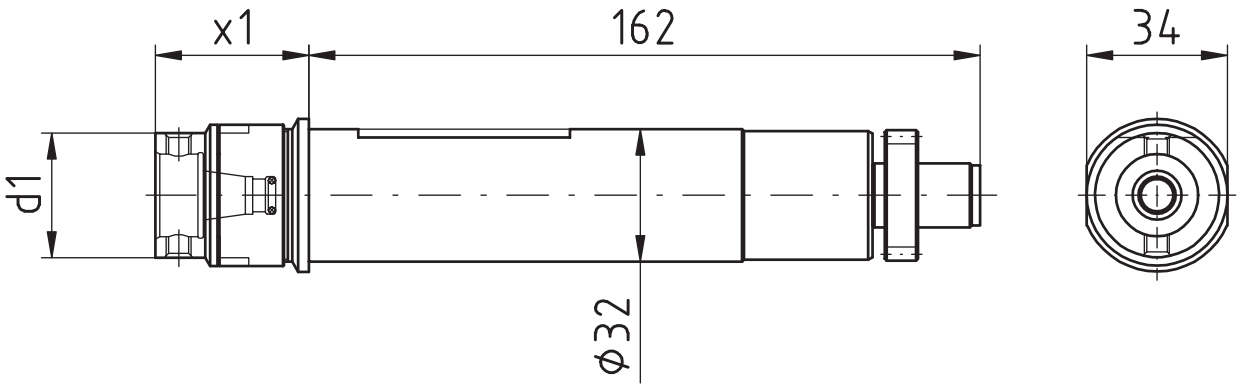

[mm]	[mm]	Spindle Broche	[Nm]	[rpm]		Outside cooling Lubrificat. ext.	Internal cooling Lubrificat. cent.	[bar]	Order no. N° de Code
d1	**x1**	**Spindel**	**T max**	**n max**	**i**	**Aussenkühlung**	**Innenkühlung**	**p**	**Bestellnummer**
30	37	WFB 20-12	10	6.000	1:1				MPU.GSC.310.AA0.B20

Passend für Maschine: suitable machines: approprié pour la machine:	L25 L32

Ähnlich OEM Nr.
similar to OEM no.
semblable au OEM nombre

Citizen

Axial-Bohr- und Fräskopf
Axial drilling and milling head
Outil de perçage et de fraisage axiale

WG 35



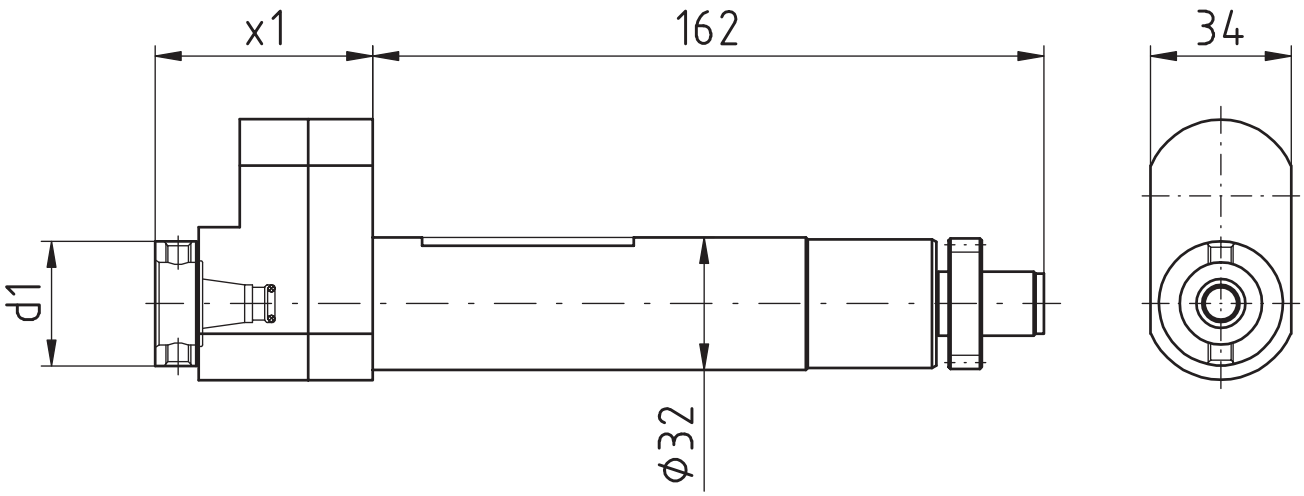

[mm]	[mm]	Spindle Broche	[Nm]	[rpm]		Outside cooling Lubrificat. ext.	Internal cooling Lubrificat. cent.	[bar]	Order no. Nº de Code
d1	**x1**	**Spindel**	**T max**	**n max**	**i**	**Aussenkühlung**	**Innenkühlung**	**p**	**Bestellnummer**
30	52,5	WFB 20-12	3	18.000	1:3				MPU.GSC.610.AA0.B20

Passend für Maschine: suitable machines: approprié pour la machine:	L25 L32

Ähnlich OEM Nr. similar to OEM no. semblable au OEM nombre	



Citizen

Radial-Bohr- und Fräskopf
Radial drilling and milling head
Outil de perçage et de fraisage radiale

WG 35

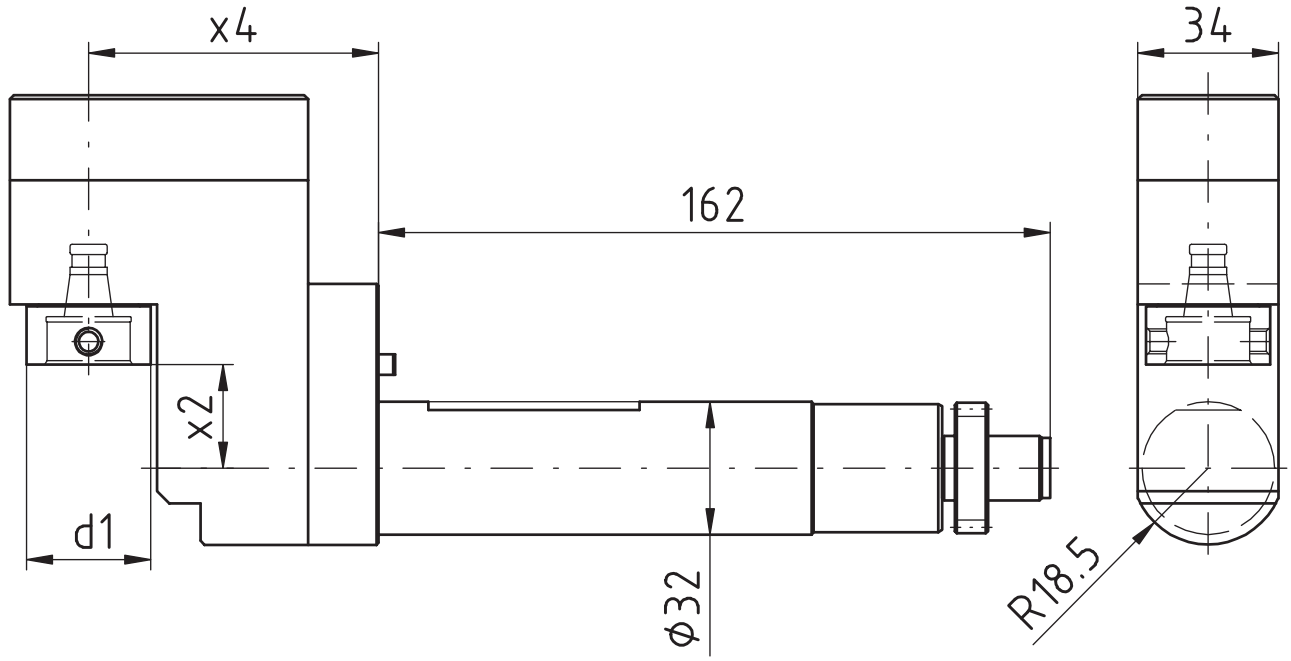

[mm]	[mm]	[mm]	Spindle Broche	[Nm]	[rpm]		Outside cooling Lubrificat. ext.	Internal cooling Lubrificat. cent.	[bar]	Order no. N° de Code
d1	**x2**	**x4**	**Spindel**	**T max**	**n max**	**i**	**Aussenkühlung**	**Innenkühlung**	**p**	**Bestellnummer**
30	25	70	WFB 20-12	4	12.000	1:2				MPU.GSE.307.XA0.B20

Passend für Maschine:
suitable machines:
approprié pour la machine:
L25
L32

Ähnlich OEM Nr.
similar to OEM no.
semblable au OEM nombre

Citizen

Axial-Bohr- und Fräskopf
Axial drilling and milling head
Outil de perçage et de fraisage axiale

WG 35



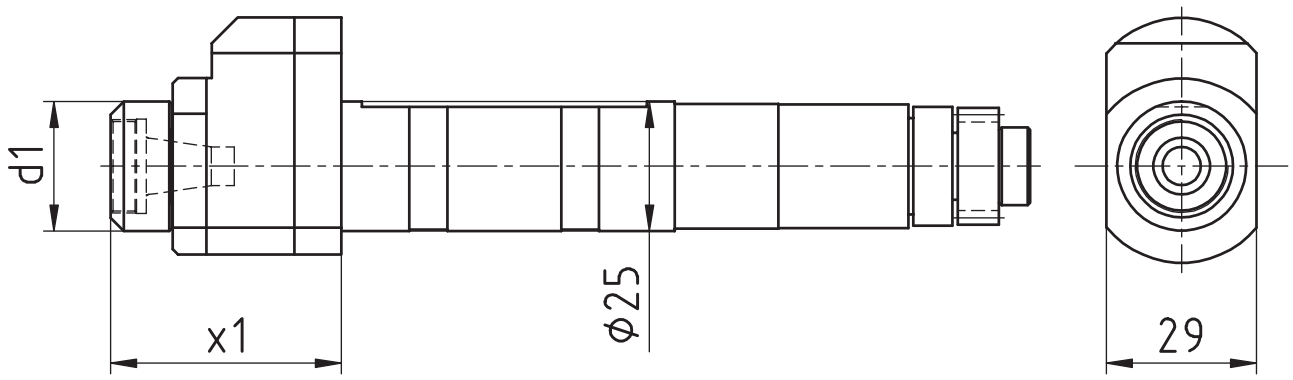

[mm]	[mm]	Spindle Broche	[Nm]	[rpm]		Outside cooling Lubrificat. ext.	Internal cooling Lubrificat. cent.	[bar]	Order no. Nº de Code
d1	**x1**	**Spindel**	**T max**	**n max**	**i**	**Aussenkühlung**	**Innenkühlung**	**p**	**Bestellnummer**
25	44,5	ER11	3	24.000	1:3				MPU.GSC.607.BA0.E11

Passend für Maschine: suitable machines: approprié pour la machine:	M212-C	M216-V	M316-III
	M212-V	M312-III	M316-V
	M216-C	M312-V	

Ähnlich OEM Nr. similar to OEM no. semblable au OEM nombre	GSC-607



Citizen

Axial-Bohr- und Fräskopf
Axial drilling and milling head
Outil de perçage et de fraisage axiale

WG 35

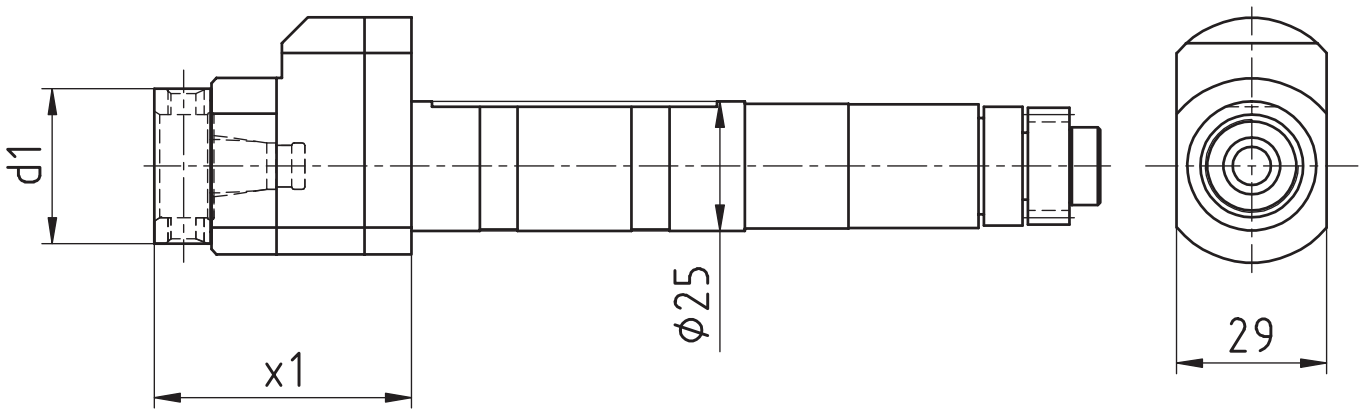

[mm]	[mm]	Spindle Broche	[Nm]	[rpm]		Outside cooling Lubrificat. ext.	Internal cooling Lubrificat. cent.	[bar]	Order no. N° de Code
d1	**x1**	**Spindel**	**T max**	**n max**	**i**	**Aussenkühlung**	**Innenkühlung**	**p**	**Bestellnummer**
29	49,6	WFB 20-12	3	24.000	1:3				MPU.GSC.607.BA0.B20

Passend für Maschine: suitable machines: approprié pour la machine:	M212-C M212-V M216-C	M216-V M312-III M312-V	M316-III M316-V

Ähnlich OEM Nr. similar to OEM no. semblable au OEM nombre	GSC-607

Citizen

Axial-Bohr- und Fräskopf
Axial drilling and milling head
Outil de perçage et de fraisage axiale

WG 35



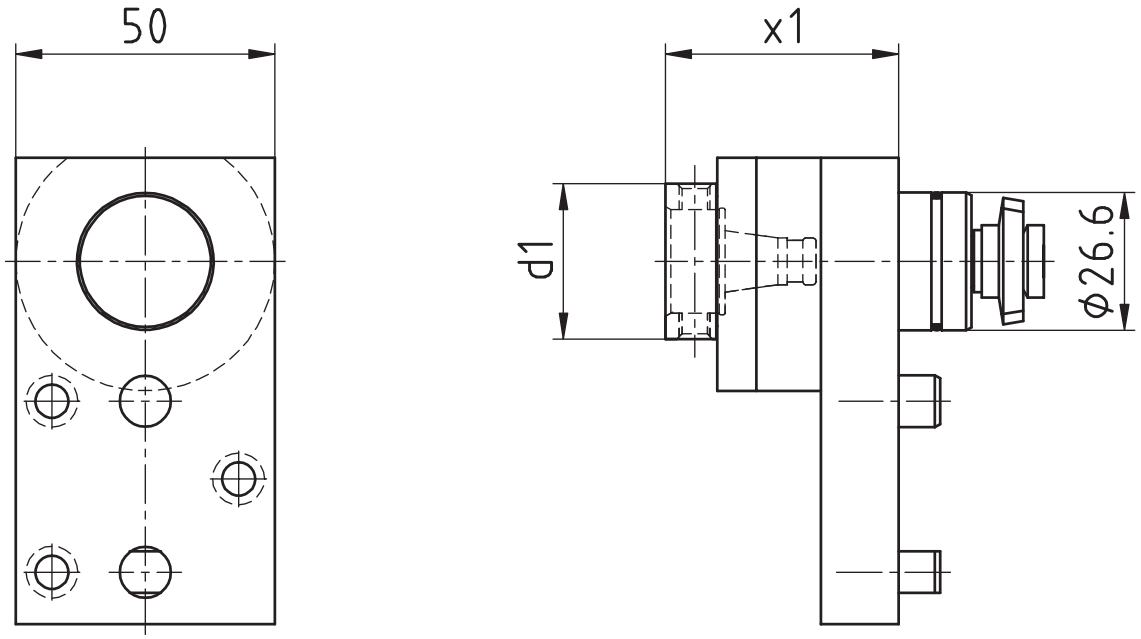

[mm]	[mm]	Spindle Broche	[Nm]	[rpm]		Outside cooling Lubrificat. ext.	Internal cooling Lubrificat. cent.	[bar]	Order no. N° de Code
d1	**x1**	**Spindel**	**T max**	**n max**	**i**	**Aussenkühlung**	**Innenkühlung**	**p**	**Bestellnummer**
30	45	WFB 20-12	10	6.000	1:1				MPU.MSC.106.AA0.B20

Passend für Maschine: suitable machines: approprié pour la machine:	M212-C M212-V M216-C	M216-V M312-III M312-V	M316-III M316-V M16-4MS	M16-4M8

Ähnlich OEM Nr. similar to OEM no. semblable au OEM nombre	MSC-106

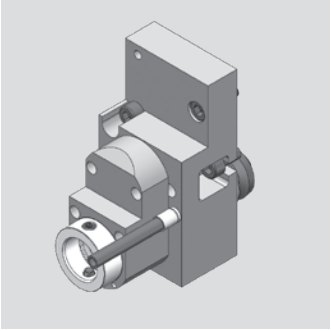

Citizen

Axial-Bohr- und Fräskopf
Axial drilling and milling head
Outil de perçage et de fraisage axiale

WG 35

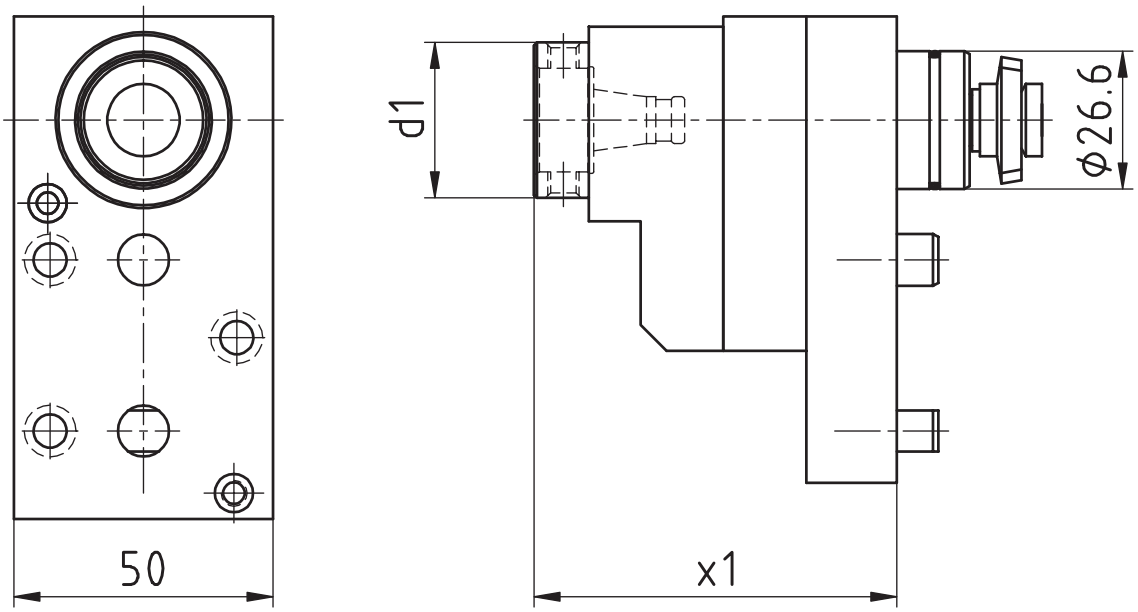

[mm]	[mm]	Spindle Broche	[Nm]	[rpm]		Outside cooling Lubrificat. ext.	Internal cooling Lubrificat. cent.	[bar]	Order no. N° de Code
d1	**x1**	**Spindel**	**T max**	**n max**	**i**	**Aussenkühlung**	**Innenkühlung**	**p**	**Bestellnummer**
30	70	WFB 20-12	3	18.000	1:3				MPU.MSC.106.BA0.B20

Passend für Maschine: suitable machines: approprié pour la machine:	M212-C	M216-V	M316-III	M16-4MB
	M212-V	M312-III	M316-V	
	M216-C	M312-V	M16-4MS	

Ähnlich OEM Nr. similar to OEM no. semblable au OEM nombre	MSC-106

Citizen

Radial-Bohr- und Fräskopf
Radial drilling and milling head
Outil de perçage et de fraisage radiale

WG 35



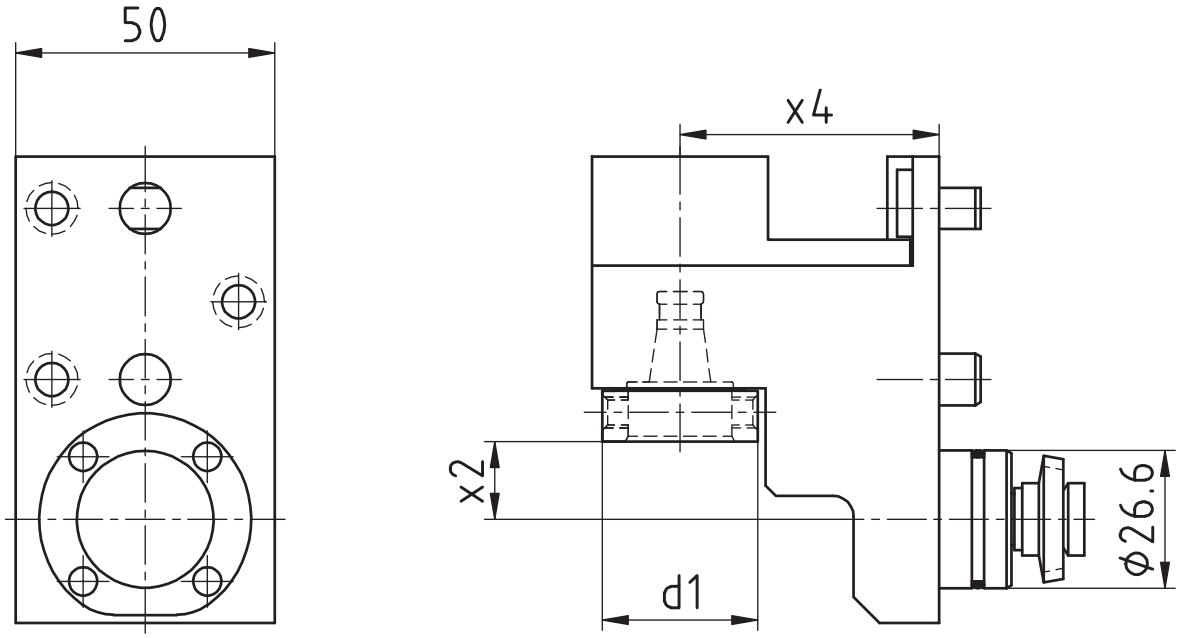

[mm]	[mm]	[mm]	Spindle Broche	[Nm]	[rpm]		Outside cooling Lubrificat. ext.	Internal cooling Lubrificat. cent.	[bar]	Order no. N° de Code
d1	**x2**	**x4**	**Spindel**	**T max**	**n max**	**i**	**Aussenkühlung**	**Innenkühlung**	**p**	**Bestellnummer**
30	15	50	WFB 20-12	6	12.000	1:2				MPU.MSE.106.XA0.B20

Passend für Maschine: suitable machines: approprié pour la machine:	M212-C M212-V M216-C	M216-V M312-III M312-V	M316-III M316-V M16-4M5	M16-4M8	

Ähnlich OEM Nr. similar to OEM no. semblable au OEM nombre	MSE-106

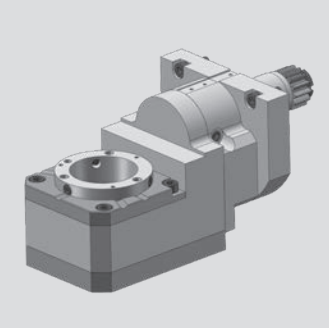

Citizen

Gewindewirbelapparat modular
Thread whirling unit
Unité de tourbillonnement

WG 35

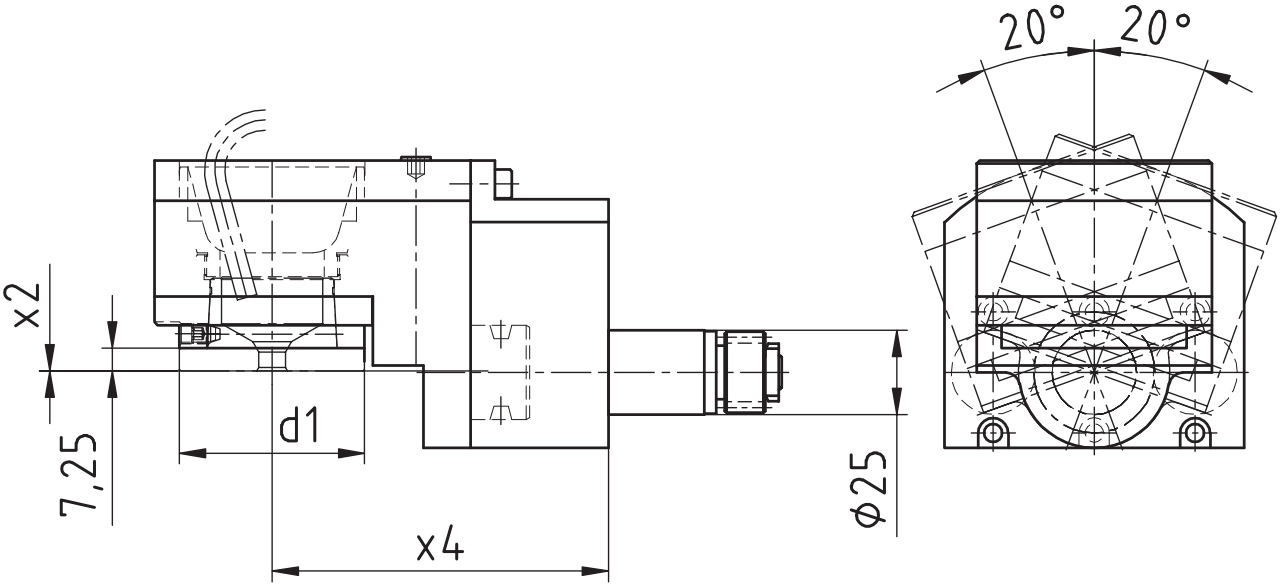

[mm]	[mm]	[mm]	Spindle	[Nm]	[rpm]		Outside cooling	Internal cooling	[bar]	Order no.
			Broche				Lubrificat. ext.	Lubrificat. cent.		N° de Code
d1	**x2**	**x4**	**Spindel**	**T max**	**n max**	**i**	**Aussenkühlung**	**Innenkühlung**	**p**	**Bestellnummer**
54	0	100	WFW 50	16	6.000	1:1	x			MPU.LSW.424.M0800.M16

Passend für Maschine:
suitable machines:
approprié pour la machine:

M16-4M5
M16-4M8
L 12-1M7

Ähnlich OEM Nr.
similar to OEM no.
semblable au OEM nombre

Citizen

Axial-Bohr- und Fräskopf
Axial drilling and milling head
Outil de perçage et de fraisage axiale

WG 35



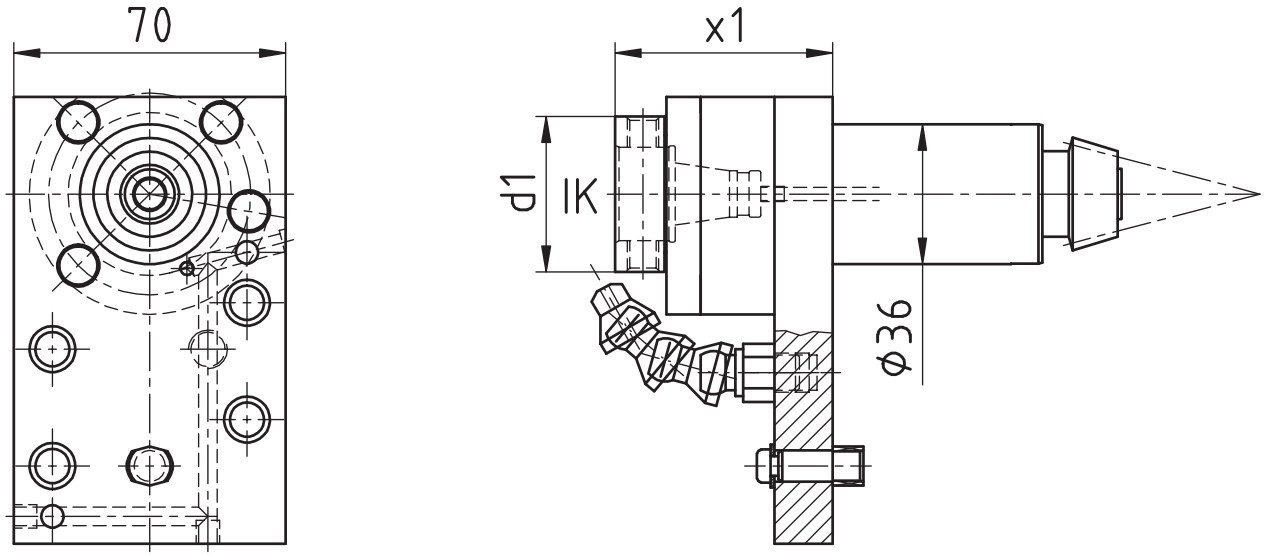

[mm]	[mm]	Spindle Broche	[Nm]	[rpm]		Outside cooling Lubrificat. ext.	Internal cooling Lubrificat. cent.	[bar]	Order no. N° de Code
d1	**x1**	**Spindel**	**T max**	**n max**	**i**	**Aussenkühlung**	**Innenkühlung**	**p**	**Bestellnummer**
40	56	WFB 24-16	16	5.000	1:1	x			MPU.KSC.110.AA0.B24
40	56	WFB 24-16	16	5.000	1:1	x	x	80	MPU.KSC.110.AE0.B24

Passend für Maschine: suitable machines: approprié pour la machine:	M220-III	M232-V	M332-III	M32-4M8
	M220-V	M320-III	M332-V	
	M232-III	M320-V	M32-4M5	

Ähnlich OEM Nr. similar to OEM no. semblable au OEM nombre	KSC-110



Citizen

Axial-Bohr- und Fräskopf
Axial drilling and milling head
Outil de perçage et de fraisage axiale

WG 35

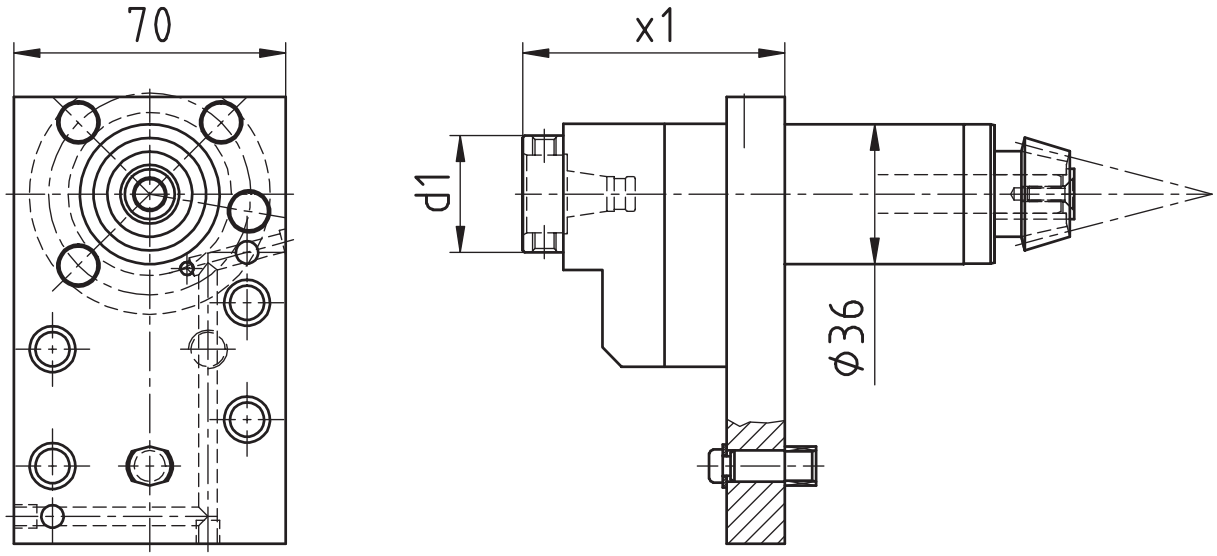

[mm]	[mm]	Spindle Broche	[Nm]	[rpm]		Outside cooling Lubrificat. ext.	Internal cooling Lubrificat. cent.	[bar]	Order no. N° de Code
d1	**x1**	**Spindel**	**T max**	**n max**	**i**	**Aussenkühlung**	**Innenkühlung**	**p**	**Bestellnummer**
40	67,5	WFB 20-12	3	15.000	1:3	x			MPU.KSC.110.BA0.B20

Passend für Maschine: suitable machines: approprié pour la machine:	M220-III	M232-V	M332-III	M32-4M8
	M220-V	M320-III	M332-V	
	M232-III	M320-V	M32-4M5	

Ähnlich OEM Nr. similar to OEM no. semblable au OEM nombre	KSC-110

Citizen

Radial-Bohr- und Fräskopf
Radial drilling and milling head)
Outil de perçage et de fraisage radiale

WG 35

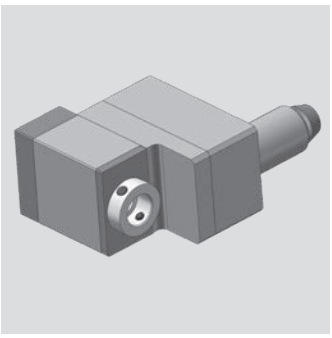

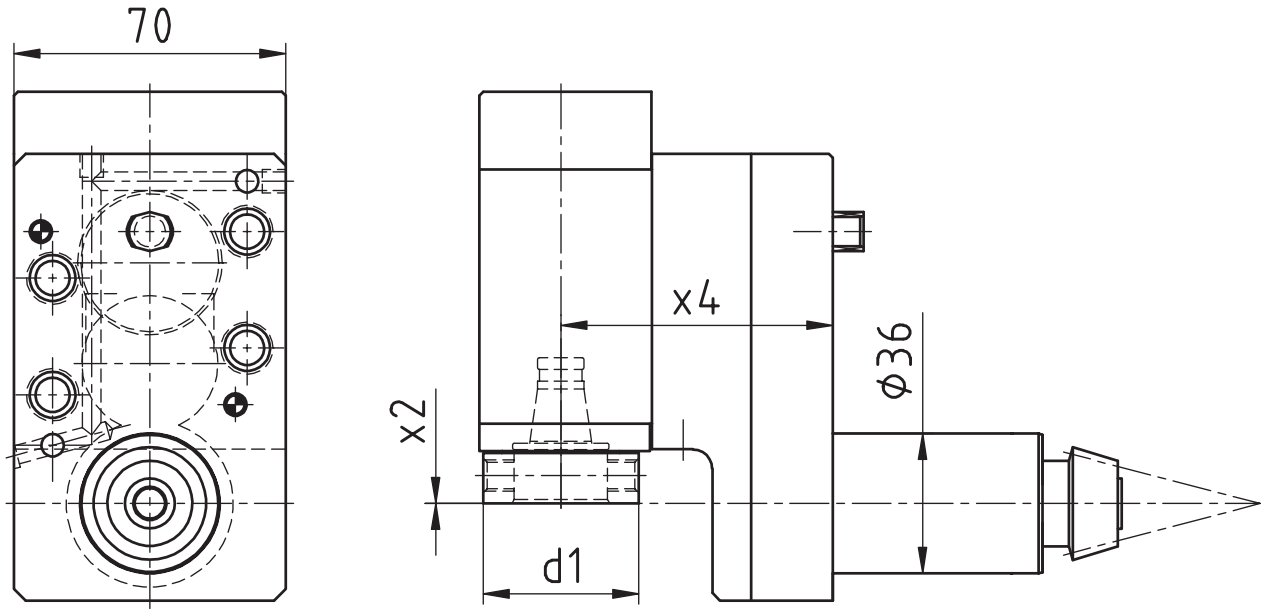

[mm]	[mm]	[mm]	Spindle Broche	[Nm]	[rpm]		Outside cooling Lubrificat. ext.	Internal cooling Lubrificat. cent.	[bar]	Order no. N° de Code
d1	**x2**	**x4**	**Spindel**	**T max**	**n max**	**i**	**Aussenkühlung**	**Innenkühlung**	**p**	**Bestellnummer**
40	0	70	WFB 24-16	10	10.000	1:2	x			MPU.KSE.310.XA0.B24
40	0	70	WFB 24-16	10	10.000	1:2	x	x	80	MPU.KSE.310.XE0.B24
50	30	70	WFB 32-20	15	5.000	1:1	x			MPU.KSE.310.VA0.B32
50	30	70	WFB 32-20	15	5.000	1:1	x	x	80	MPU.KSE.310.VE0.B32
50	30	70	WFB 32-20	30	2.500	2:1	x			MPU.KSE.310.WA0.B32
50	30	70	WFB 32-20	30	2.500	2:1	x	x	80	MPU.KSE.310.WE0.B32

Passend für Maschine: suitable machines: approprié pour la machine:	M220-III M220-V M232-III	M232-V M320-III M320-V	M332-III M332-V M32-4M5	M32-4M8

Ähnlich OEM Nr. similar to OEM no. semblable au OEM nombre	KSC-110

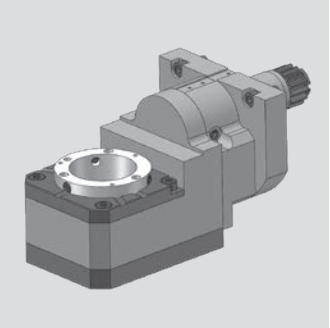

Citizen

Gewindewirbelapparat modular
Thread whirling unit
Unité de tourbillonnement

WG 35

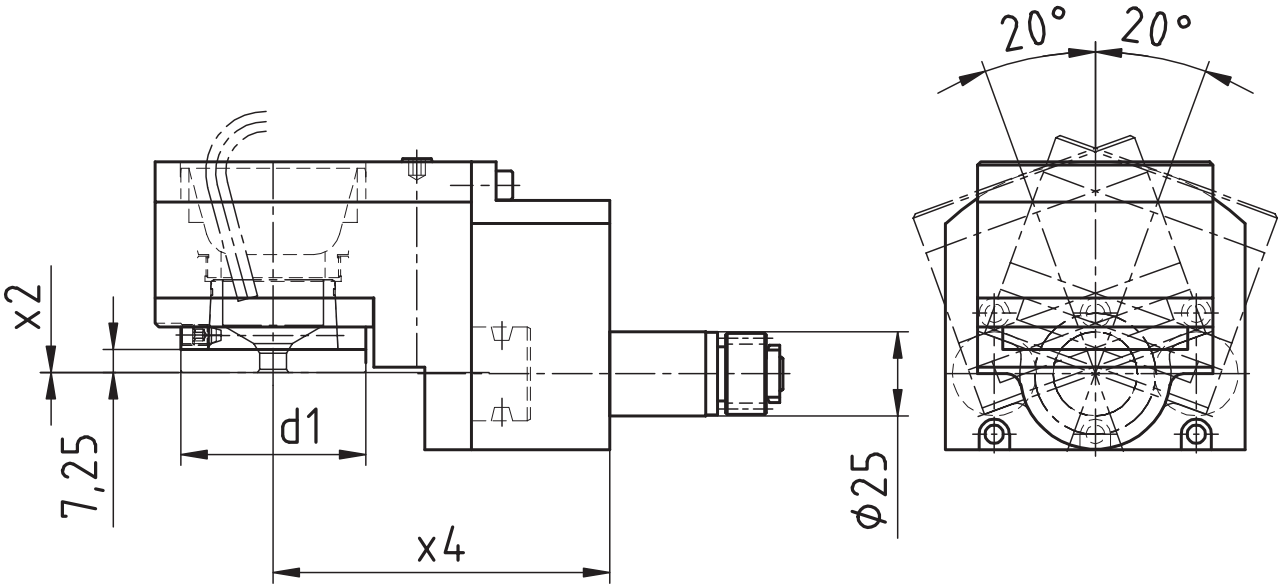

[mm]	[mm]	[mm]	Spindle	[Nm]	[rpm]		Outside cooling	Internal cooling	[bar]	Order no.
			Broche				Lubrificat. ext.	Lubrificat. cent.		N° de Code
d1	**x2**	**x4**	**Spindel**	**T max**	**n max**	**i**	**Aussenkühlung**	**Innenkühlung**	**p**	**Bestellnummer**
54	0	100	WFW 50	16	6.000	1:1	x			MPU.LSW.101.M0800.L12

Passend für Maschine: suitable machines: approprié pour la machine:	L12

Ähnlich OEM Nr. similar to OEM no. semblable au OEM nombre	

Modulare Aggregatetechnik

DMG MORI

W&F Werkzeugtechnik



Katalog GS-02

Werkzeugtechnik

WFB-Adapterpool

Indications for the customer



Mit den Werkzeughaltern von W&F in statischer oder angetriebener Ausführung und dem WFB-Adaptersystem haben Sie die einzigartige Möglichkeit, für sämtliche Hersteller egal ob im Kurzdrehen, Langdrehen oder Mehrspindeldrehen ein durchgängiges modulares Werkzeugsystem einzusetzen.

The W&F tool holders are in static or driven performance and beyond that, the WFB-adapter system offers you an unique option to use it for every machine manufacturer whether you are manufacturer producing with swiss type lathes, standard turning machines or multispindle turning machines, WFB is suitable.

DMG MORI - SPRINT

Axial-Bohr- und Fräskopf
Axial drilling and milling head
Outil de perçage et de fraisage axiale

WG 35



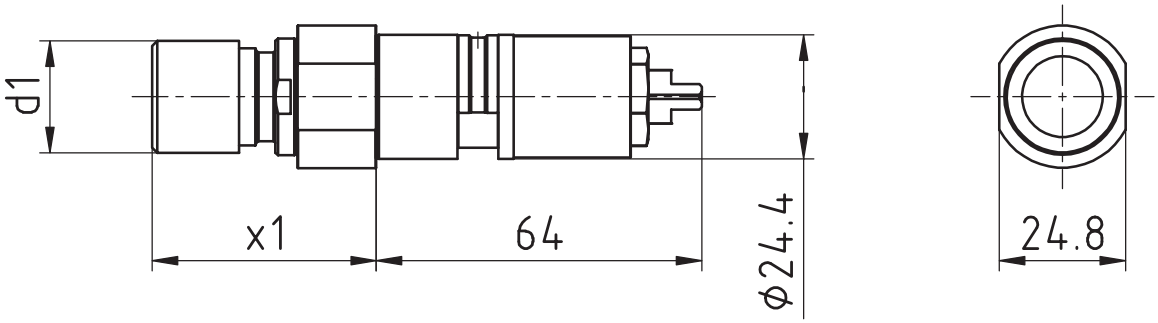

[mm]	[mm]	Spindle Broche	[Nm]	[rpm]		Outside cooling Lubrificat. ext.	Internal cooling Lubrificat. cent.	[bar]	Order no. N° de Code
d1	**x1**	**Spindel**	**T max**	**n max**	**i**	**Aussenkühlung**	**Innenkühlung**	**p**	**Bestellnummer**
22	44	ER16 MINI	8	6.000	1:1				MPU.Z24.E16.AA0.SP20

Passend für Maschine: suitable machines: approprié pour la machine:	Sprint 20l5	Speed 20l8
	Sprint 20l8	Speed 20l8 linear
	Sprint 20l8 linear	Speed 20l11 linear



DMG MORI - SPRINT

Axial-Bohr- und Fräskopf
Axial drilling and milling head
Outil de perçage et de fraisage axiale

WG 35

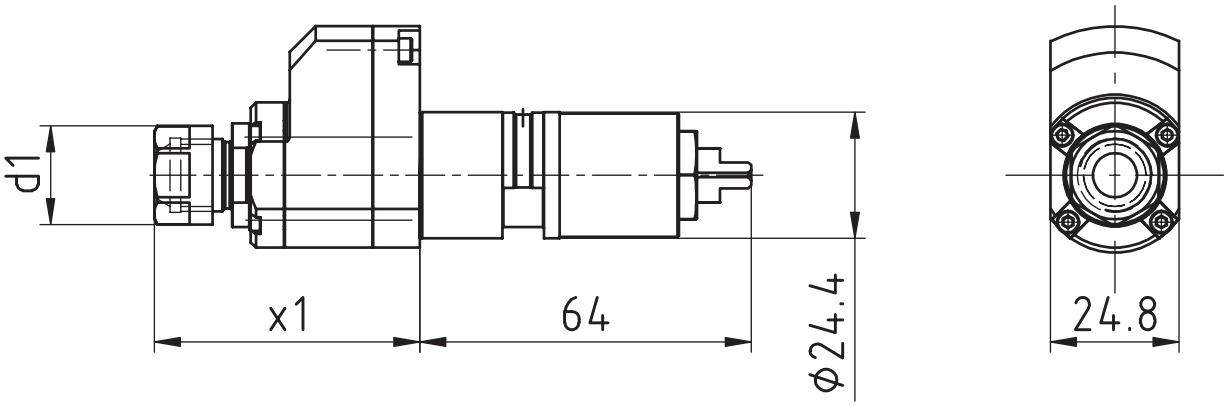

[mm]	[mm]	Spindle Broche	[Nm]	[rpm]		Outside cooling Lubrificat. ext.	Internal cooling Lubrificat. cent.	[bar]	Order no. N° de Code
d1	**x1**	**Spindel**	**T max**	**n max**	**i**	**Aussenkühlung**	**Innenkühlung**	**p**	**Bestellnummer**
19	51	ER11	2	24.000	1:4				MPU.Z24.E11.BA0.SP20

Passend für Maschine: suitable machines: approprié pour la machine:	Sprint 20|5	Speed 20|8
	Sprint 20|8	Speed 20|8 linear
	Sprint 20|8 linear	Speed 20|11 linear

DMG MORI - SPRINT

Radial-Bohr- und Fräskopf
Radial drilling and milling head
Outil de perçage et de fraisage radiale

WG 35



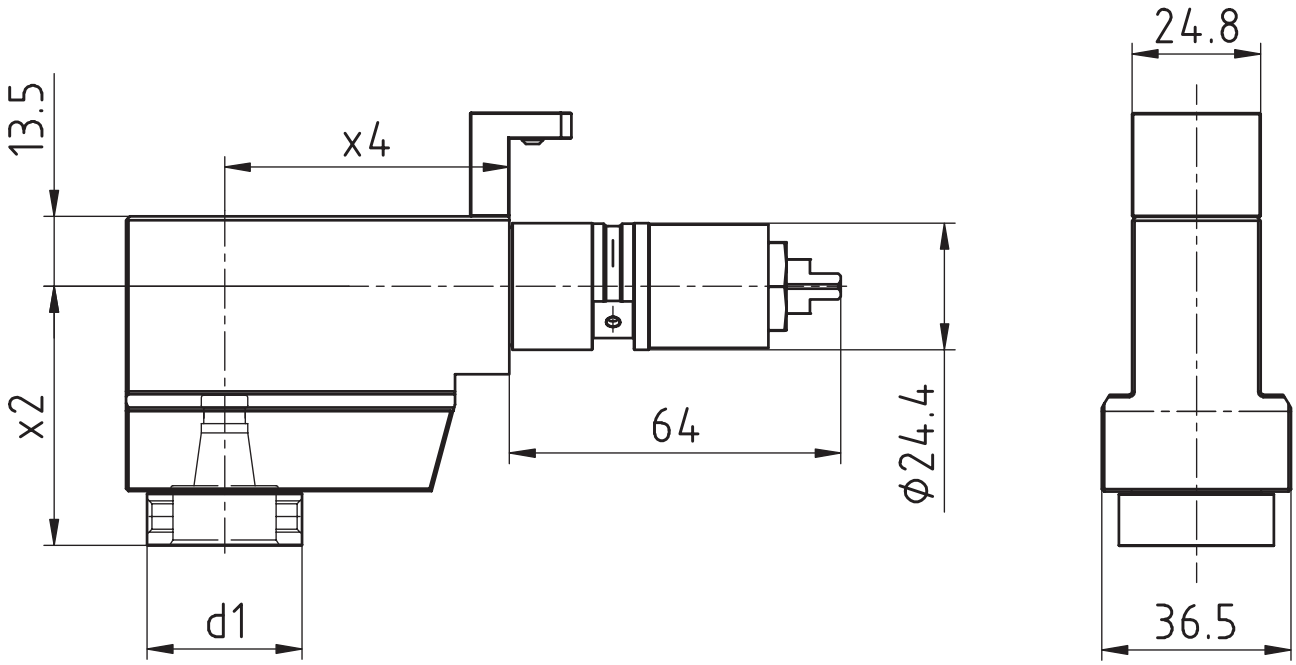

[mm]	[mm]	[mm]	Spindle Broche	[Nm]	[rpm]		Outside cooling Lubrificat. ext.	Internal cooling Lubrificat. cent.	[bar]	Order no. N° de Code
d1	**x2**	**x4**	**Spindel**	**T max**	**n max**	**i**	**Aussenkühlung**	**Innenkühlung**	**p**	**Bestellnummer**
30	50	55	WFB 20-12	5	9.000	1:1,5				MPU.Z24.B20.RA0.SP20

Passend für Maschine: suitable machines: approprié pour la machine:	Sprint 20l5	Speed 20l8
	Sprint 20l8	Speed 20l8 linear
	Sprint 20l8 linear	Speed 20l11 linear



DMG MORI - SPRINT

Radial Bohr- und Fräskopf
Radial drilling and milling head
Outil de perçage et de fraisage radiale

WG 35

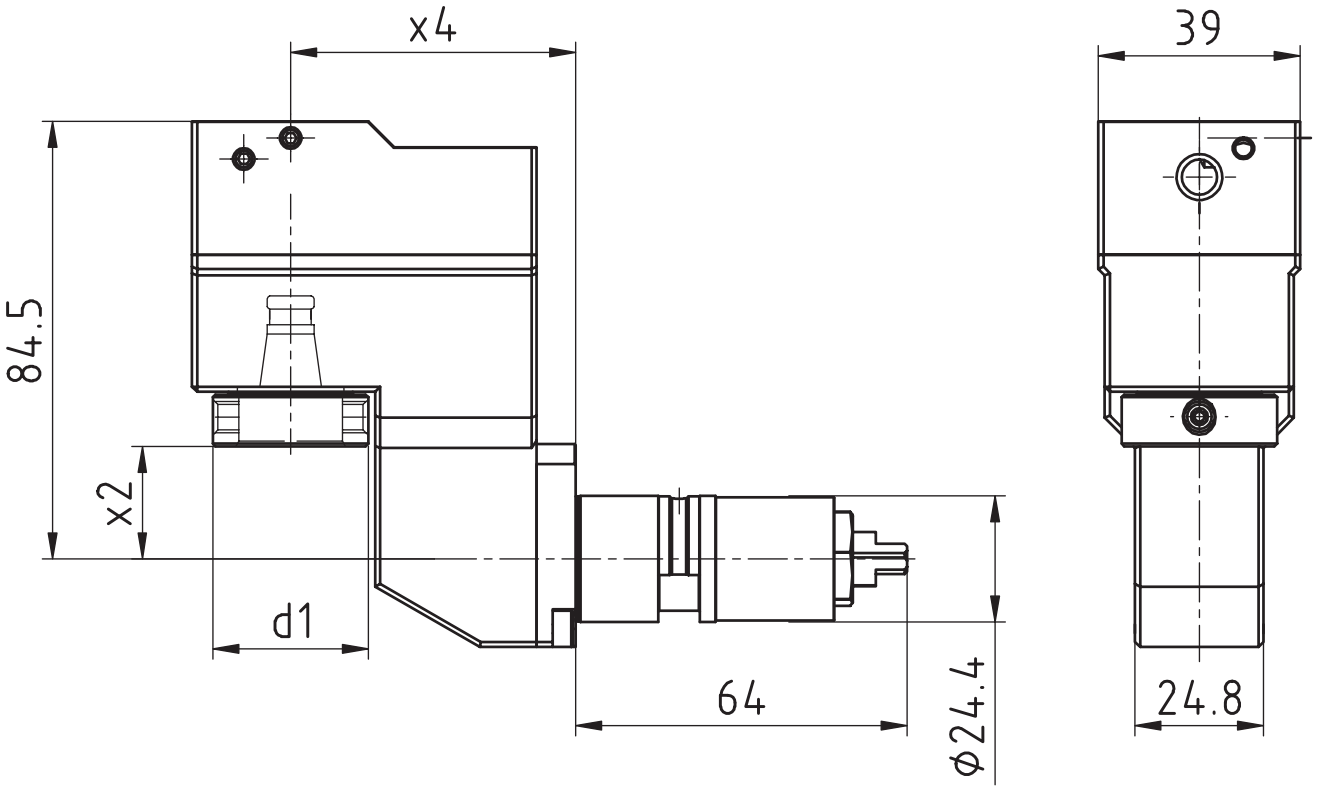

[mm]	[mm]	[mm]	Spindle Broche	[Nm]	[rpm]		Outside cooling Lubrificat. ext.	Internal cooling Lubrificat. cent.	[bar]	Order no. N° de Code
d1	**x2**	**x4**	**Spindel**	**T max**	**n max**	**i**	**Aussenkühlung**	**Innenkühlung**	**p**	**Bestellnummer**
30	21,75	55	WFB 20-12	4	11.150	1:1,86				MPU.Z24.B20.0A0.SP20
30	21,75	55	WFB 20-12	4	11.150	1:1,86		x	80	MPU.Z24.B20.0E0.SP20
30	21,75	65	WFB 20-12	4	11.150	1:1,86				MPU.Z24.B20.0A0.SP20S
30	21,75	65	WFB 20-12	4	11.150	1:1,86		x	80	MPU.Z24.B20.0E0.SP20S

Passend für Maschine: suitable machines: approprié pour la machine:	Sprint 20l5 Sprint 20l8 Sprint 20l8 linear	Speed 20l8 Speed 20l8 linear Speed 20l11 linear

DMG MORI - SPRINT

Bohr- und Fräskopf winkelverstellbar
Drilling and milling swivel head
Outil de perçage et de fraisage tournant

WG 35



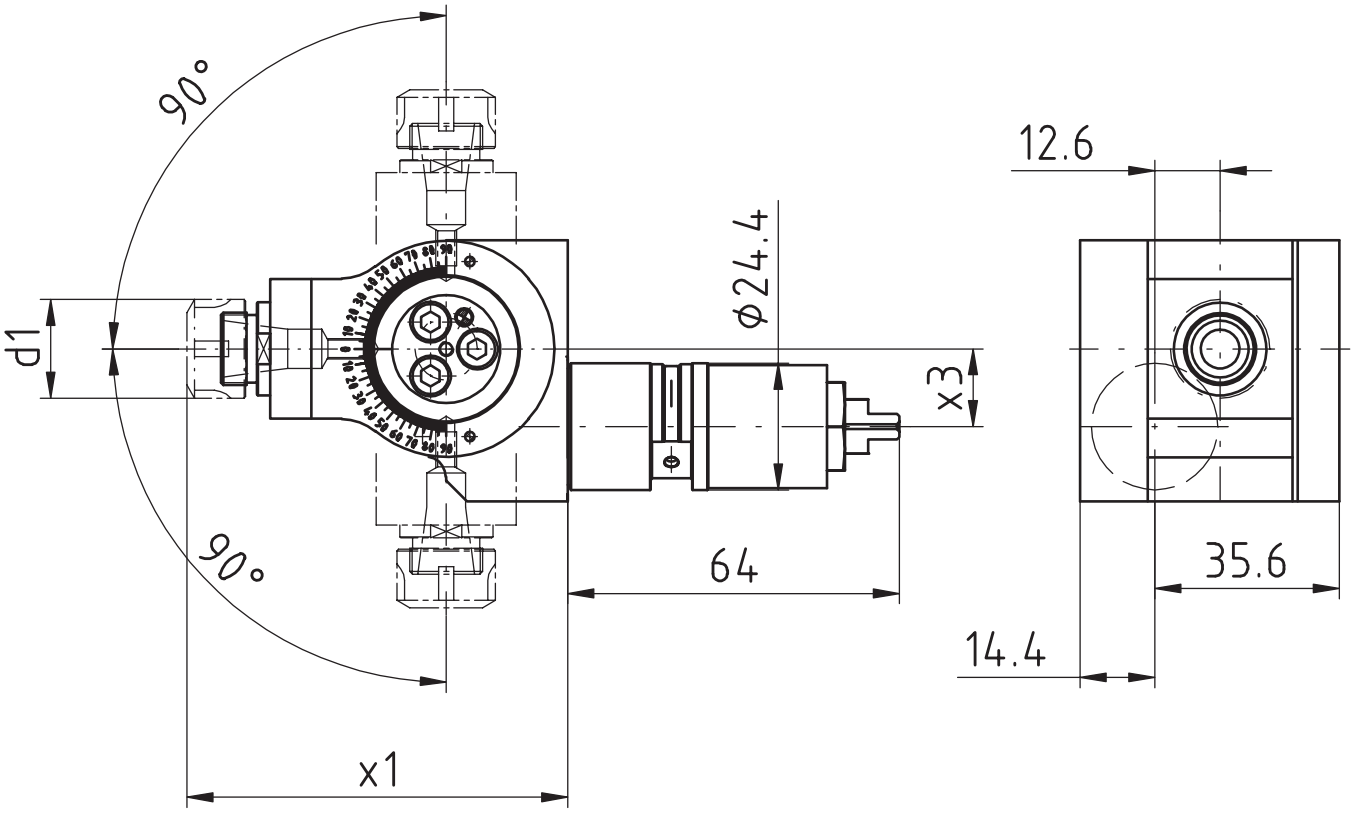

[mm]	[mm]	[mm]	Spindle Broche	[Nm]	[rpm]		Outside cooling Lubrificat. ext.	Internal cooling Lubrificat. cent.	[bar]	Order no. Nº de Code
d1	**x1**	**x3**	**Spindel**	**T max**	**n max**	**i**	**Aussenkühlung**	**Innenkühlung**	**p**	**Bestellnummer**
19	50	15	ER11	5	6.000	1:1				MPU.Z24.E11.SA0.SP20

Passend für Maschine: suitable machines: approprié pour la machine:	Sprint 20l5	Speed 20l8
	Sprint 20l8	Speed 20l8 linear
	Sprint 20l8 linear	Speed 20l11 linear



DMG MORI - SPRINT

Gewindewirbelapparat modular
Thread whirling unit
Unité de tourbillonnement

WG 35

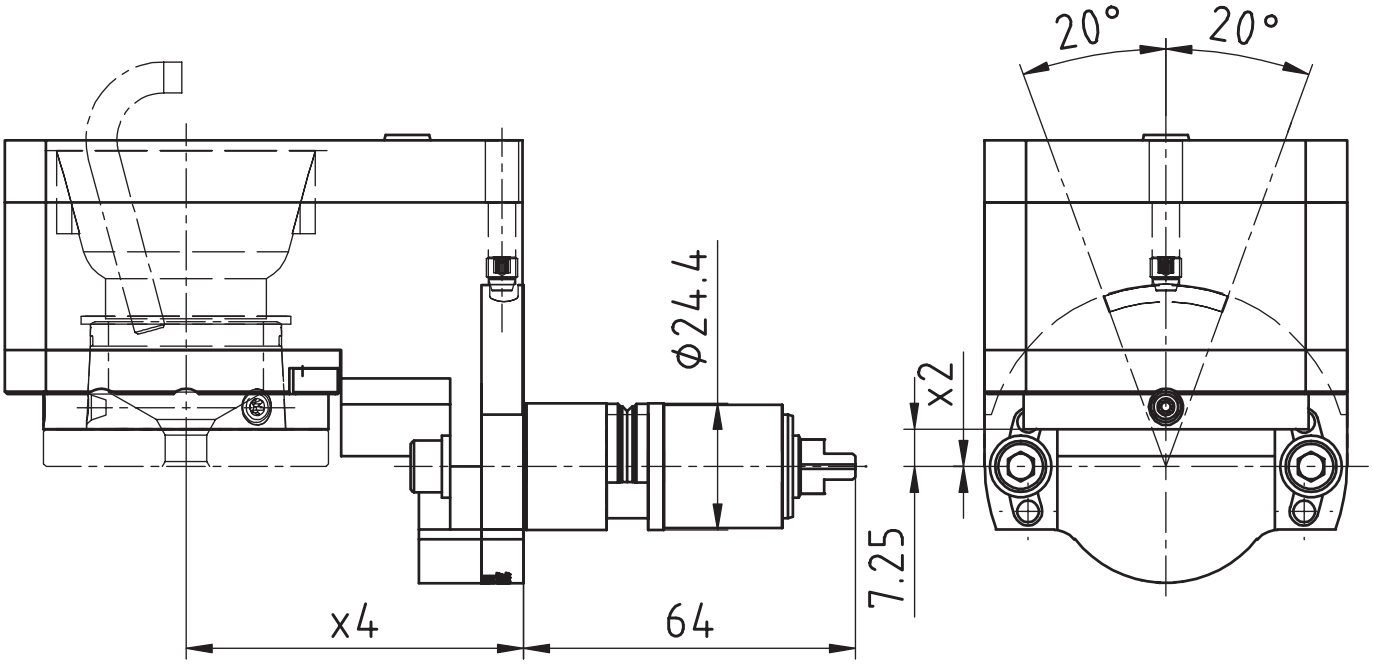

[mm]	[mm]	[mm]	Spindle Broche	[Nm]	[rpm]		Outside cooling Lubrificat. ext.	Internal cooling Lubrificat. cent.	[bar]	Order no. N° de Code
d1	**x2**	**x4**	**Spindel**	**T max**	**n max**	**i**	**Aussenkühlung**	**Innenkühlung**	**p**	**Bestellnummer**
54	0	65,2	WFW 50	16	3.000	2:1	x			MPU.Z24.M0800.SP20

Passend für Maschine: suitable machines: approprié pour la machine:	Sprint 20|5	Speed 20|8
	Sprint 20|8	Speed 20|8 linear
	Sprint 20|8 linear	Speed 20|11 linear

DMG MORI - SPRINT

Axial Bohr- und Fräskopf
Axial drilling and milling head
Outil de perçage et de fraisage axiale

WG 35



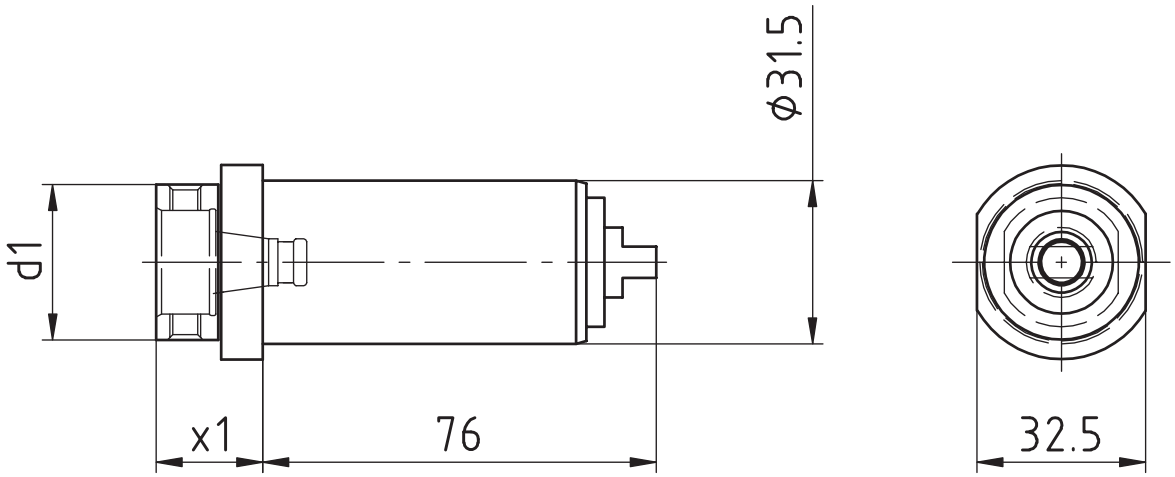

[mm]	[mm]	Spindle Broche	[Nm]	[rpm]		Outside cooling Lubrificat. ext.	Internal cooling Lubrificat. cent.	[bar]	Order no. N° de Code
d1	**x1**	**Spindel**	**T max**	**n max**	**i**	**Aussenkühlung**	**Innenkühlung**	**p**	**Bestellnummer**
30	20,5	WFB 20-12	10	6.500	1:1				MPU.M31.B20.AA0.SP42

Passend für Maschine: suitable machines: approprié pour la machine:	Sprint 32|5 Sprint 32|8 Sprint 42 linear	Sprint 42|10 linear Speed 32|10 linear



DMG MORI - SPRINT

Axial Bohr- und Fräskopf
Axial drilling and milling head
Outil de perçage et de fraisage axiale

WG 35

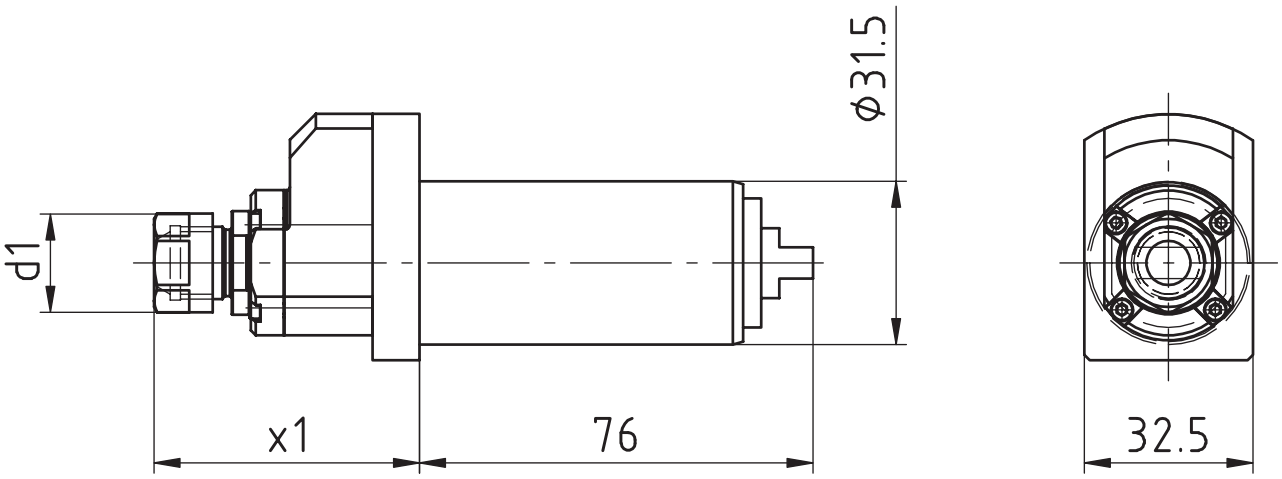

[mm]	[mm]	Spindle Broche	[Nm]	[rpm]		Outside cooling Lubrificat. ext.	Internal cooling Lubrificat. cent.	[bar]	Order no. N° de Code
d1	**x1**	**Spindel**	**T max**	**n max**	**i**	**Aussenkühlung**	**Innenkühlung**	**p**	**Bestellnummer**
19	51	ER11	2	26.000	1:4				MPU.M31.E11.BA0.SP42

Passend für Maschine: suitable machines: approprié pour la machine:	Sprint 32l5 Sprint 32l8 Sprint 42 linear	Sprint 42l10 linear Speed 32l10 linear

DMG MORI - SPRINT

Radial Bohr- und Fräskopf
Radial drilling and milling head
Outil de perçage et de fraisage radiale

WG 35



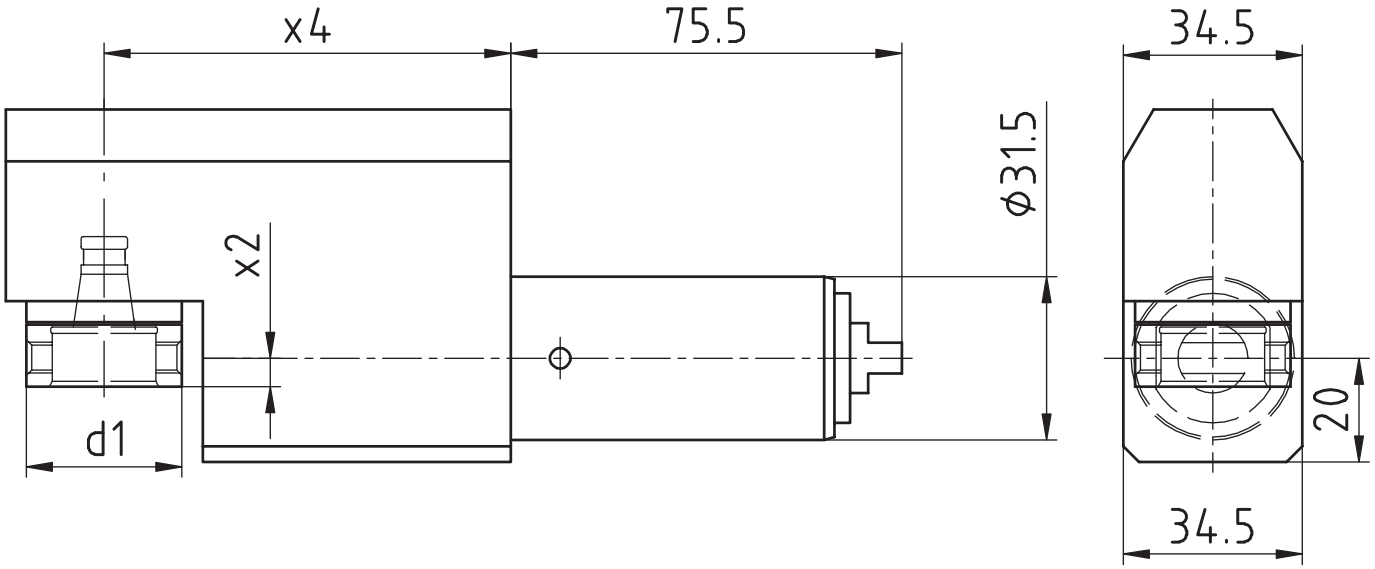

[mm]	[mm]	[mm]	Spindle Broche	[Nm]	[rpm]		Outside cooling Lubrificat. ext.	Internal cooling Lubrificat. cent.	[bar]	Order no. N° de Code
d1	**x2**	**x4**	**Spindel**	**T max**	**n max**	**i**	**Aussenkühlung**	**Innenkühlung**	**p**	**Bestellnummer**
30	5,5	78,5	WFB 20-12	3	19.500	1:3				MPU.M31.B20.ZA0.SP42
30	5,5	78,5	WFB 20-12	3	19.500	1:3		x	80	MPU.M31.B20.ZE0.SP42
30	5,5	78,5	WFB 20-12	12	5.200	1,25:1				MPU.M31.B20.VA0.SP42

Passend für Maschine: suitable machines: approprié pour la machine:		
	Sprint 32|5	Sprint 42|10 linear
	Sprint 32|8	Speed 32|10 linear
	Sprint 42 linear	



DMG MORI - SPRINT

Radial Bohr- und Fräskopf
Radial drilling and milling head
Outil de perçage et de fraisage radiale

WG 35

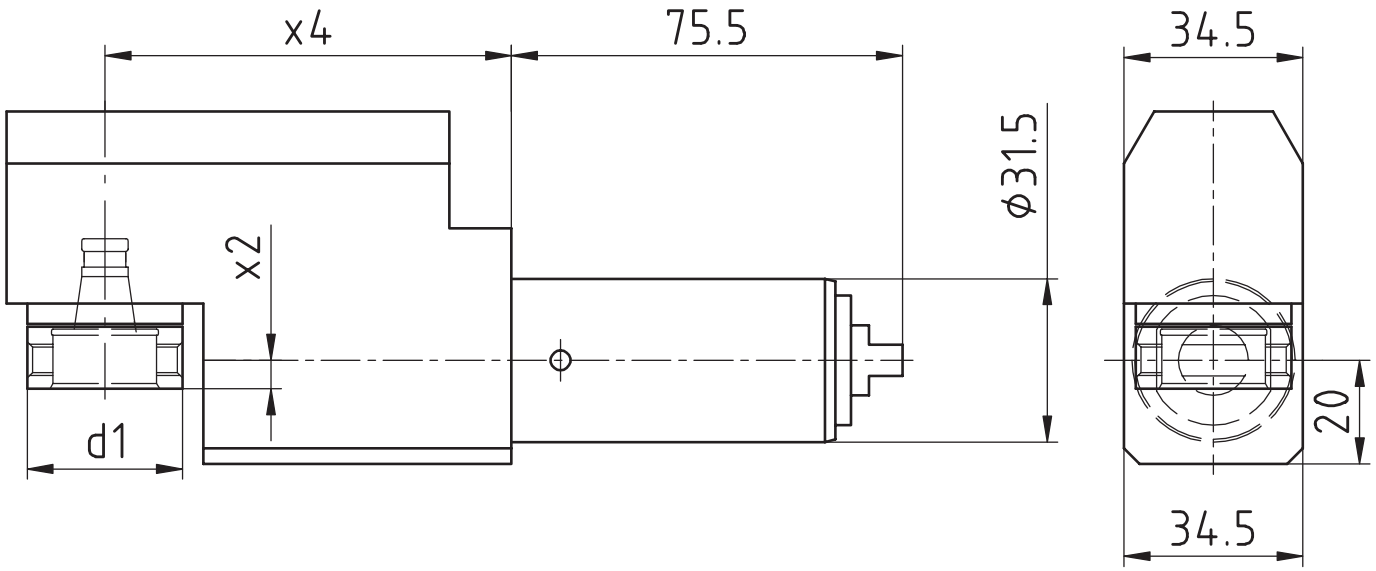

[mm]	[mm]	[mm]	Spindle Broche	[Nm]	[rpm]		Outside cooling Lubrificat. ext.	Internal cooling Lubrificat. cent.	[bar]	Order no. N° de Code
d1	**x2**	**x4**	**Spindel**	**T max**	**n max**	**i**	**Aussenkühlung**	**Innenkühlung**	**p**	**Bestellnummer**
30	5,5	78,5	WFB 20-12	3	19.500	1:3				MPU.M31.B20.ZA0.SP42RS

Passend für Maschine: suitable machines: approprié pour la machine:	Sprint 32|5 Sprint 32|8 Sprint 42 linear	Sprint 42|10 linear Speed 32|10 linear

DMG MORI - SPRINT

Bohr- und Fräskopf winkelverstellbar
Drilling and milling swivel head
Outil de perçage et de fraisage tournant

WG 35



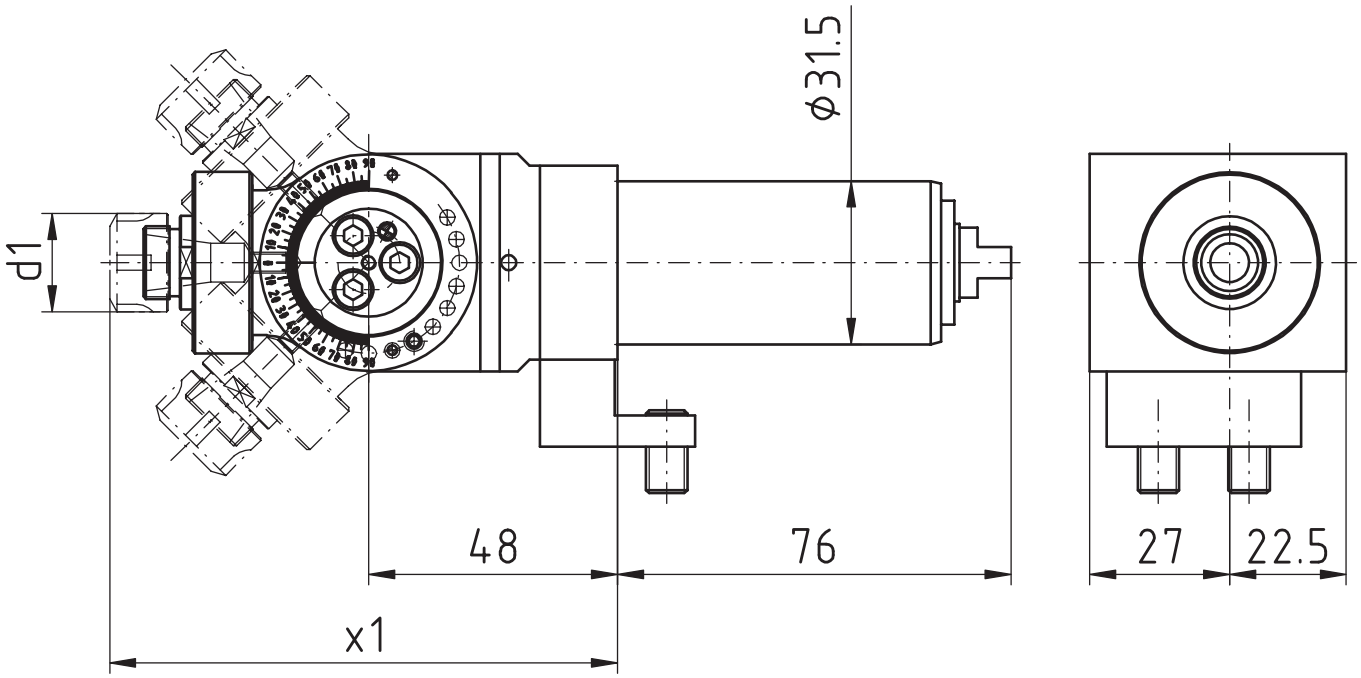

[mm]	[mm]	Spindle Broche	[Nm]	[rpm]		Outside cooling Lubrificat. ext.	Internal cooling Lubrificat. cent.	[bar]	Order no. Nº de Code
d1	**x1**	**Spindel**	**T max**	**n max**	**i**	**Aussenkühlung**	**Innenkühlung**	**p**	**Bestellnummer**
19	98	ER11	10	6.500	1:1				MPU.Z31.E11.SA0.SP42

Passend für Maschine: suitable machines: approprié pour la machine:	Sprint 32|5 Sprint 32|8 Sprint 42 linear	Sprint 42|10 linear Speed 32|10 linear



DMG MORI - SPRINT

Axial Bohr- und Fräskopf
Axial drilling and milling head
Outil de perçage et de fraisage axiale

WG 35

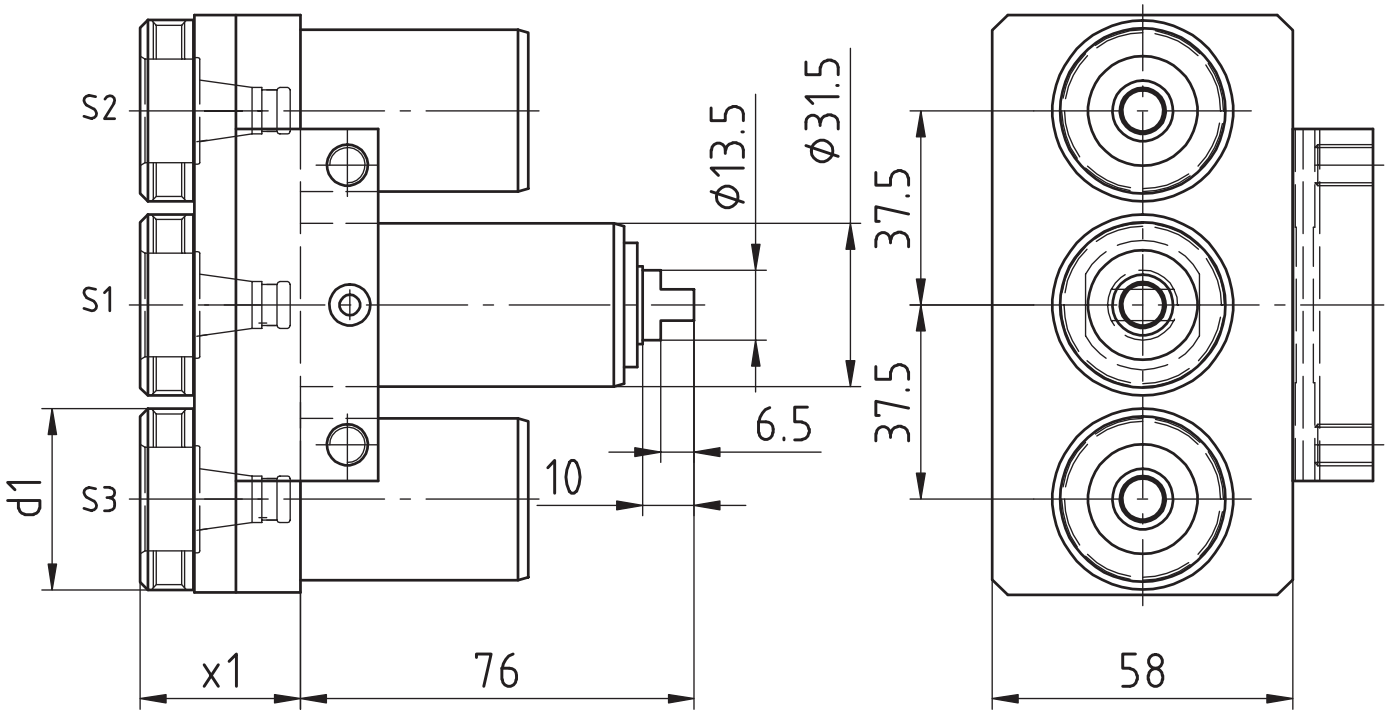

[mm]	[mm]	Spindle Broche	[Nm]	[rpm]		Outside cooling Lubrificat. ext.	Internal cooling Lubrificat. cent.	[bar]	Order no. Nº de Code
d1	**x1**	**Spindel**	**T max**	**n max**	**i**	**Aussenkühlung**	**Innenkühlung**	**p**	**Bestellnummer**
35	31,5	WFB 20-12	10*	6.500*	1:1*				MPU.Z31.B20.MA0.SP42

Passend für Maschine: suitable machines: approprié pour la machine:	Sprint 32|5 Sprint 32|8 Sprint 42 linear	Sprint 42|10 linear Speed 32|10 linear

* S1: 10 Nm/6.500 rpm/i=1:1
S2: 5 Nm/13.000 rpm/i=1:2
S3: 5 Nm/13.000 rpm/i=1:2

DMG MORI - SPRINT

Axial Bohr- und Fräskopf
Axial drilling and milling head
Outil de perçage et de fraisage axiale

WG 35



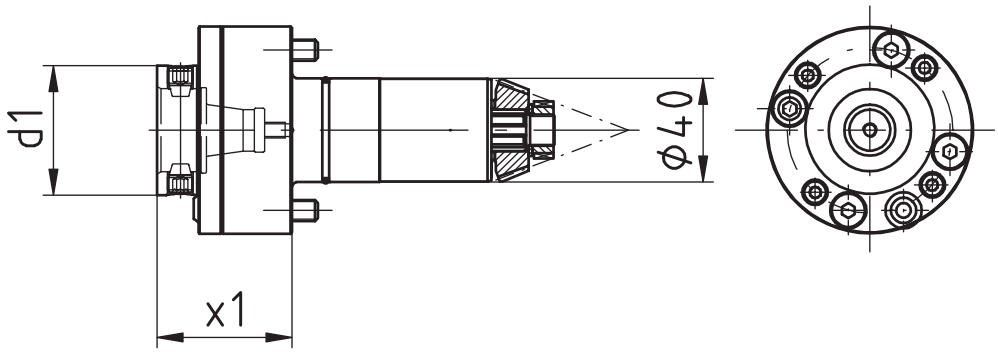

[mm]	[mm]	Spindle Broche	[Nm]	[rpm]		Outside cooling Lubrificat. ext.	Internal cooling Lubrificat. cent.	[bar]	Order no. N° de Code
d1	**x1**	**Spindel**	**T max**	**n max**	**i**	**Aussenkühlung**	**Innenkühlung**	**p**	**Bestellnummer**
50	52	WFB 32-20	20	8.000	1:1	x			MPU.Z40.B32.AA0.GITAL
50	52	WFB 32-20	20	8.000	1:1	x	x	80	MPU.Z40.B32.AE0.GITAL

Passend für Maschine: suitable machines: approprié pour la machine:	Sprint 42l10 linear Speed 32l10 linear



DMG MORI - SPRINT

Radial Bohr- und Fräskopf
Radial drilling and milling head
Outil de perçage et de fraisage radiale

WG 35

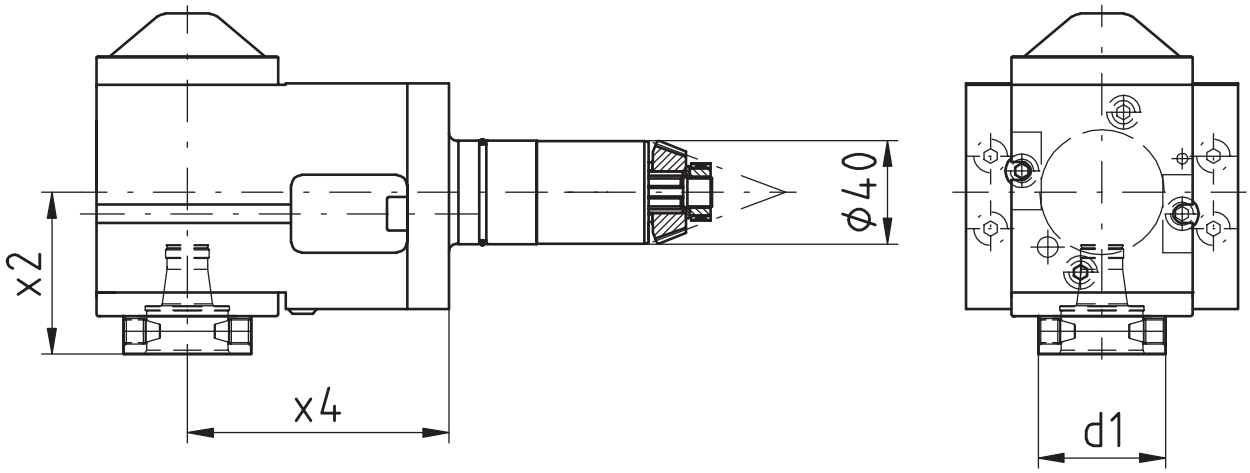

[mm]	[mm]	[mm]	Spindle Broche	[Nm]	[rpm]		Outside cooling Lubrificat. ext.	Internal cooling Lubrificat. cent.	[bar]	Order no. N° de Code
d1	**x2**	**x4**	**Spindel**	**T max**	**n max**	**i**	**Aussenkühlung**	**Innenkühlung**	**p**	**Bestellnummer**
50	62,5	101	WFB 32-20	70	8.000	1:1	x			MPU.Z40.B32.RA0.GITAL
50	62,5	101	WFB 32-20	70	8.000	1:1	x	x	80	MPU.Z40.B32.RE0.GITAL

Passend für Maschine: suitable machines: approprié pour la machine:	Sprint 42l10 linear Speed 32l10 linear

DMG MORI - SPRINT

Radial Bohr- und Fräskopf
Radial drilling and milling head
Outil de perçage et de fraisage radiale

WG 35



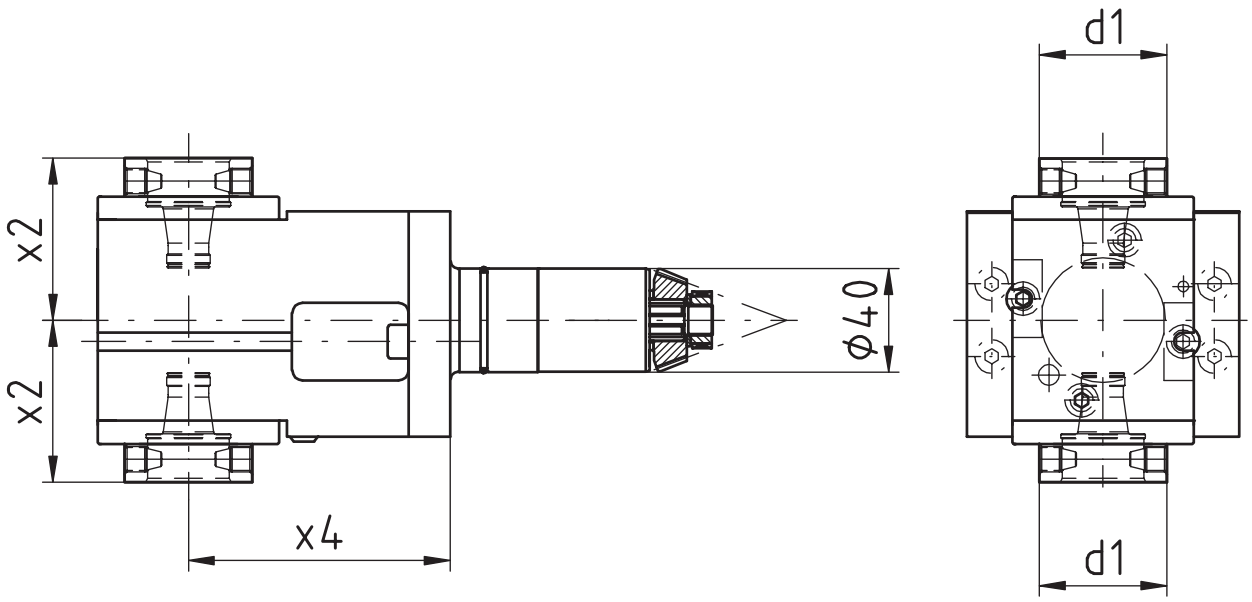

[mm]	[mm]	[mm]	Spindle Broche	[Nm]	[rpm]		Outside cooling Lubrificat. ext.	Internal cooling Lubrificat. cent.	[bar]	Order no. N° de Code
d1	**x2**	**x4**	**Spindel**	**T max**	**n max**	**i**	**Aussenkühlung**	**Innenkühlung**	**p**	**Bestellnummer**
50	62,5	101	WFB 32-20	70	8.000	1:1	x			MPU.Z40.B32.2A0.GITAL

Passend für Maschine: suitable machines: approprié pour la machine:	Sprint 42l10 linear Speed 32l10 linear



DMG MORI - SPRINT

Radial Bohr- und Fräskopf
Radial drilling and milling head
Outil de perçage et de fraisage radiale

WG 35

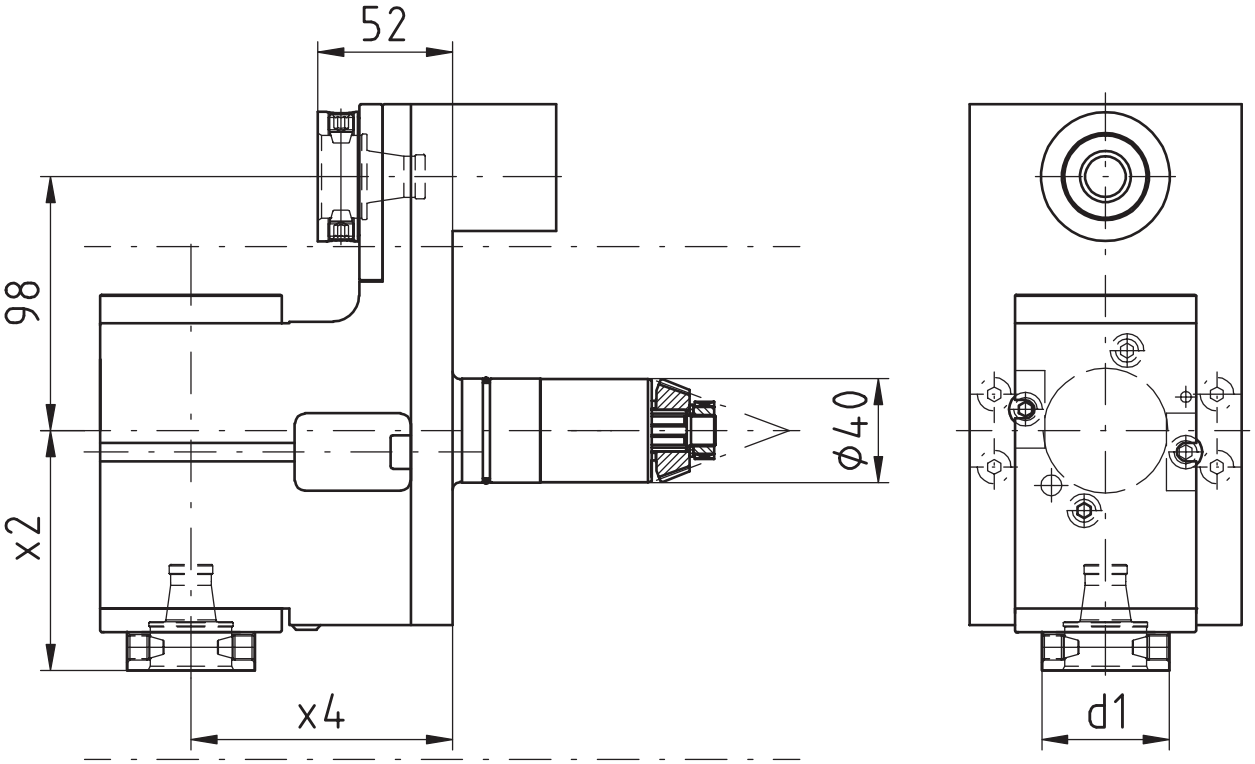

[mm]	[mm]	[mm]	Spindle Broche	[Nm]	[rpm]		Outside cooling Lubrificat. ext.	Internal cooling Lubrificat. cent.	[bar]	Order no. N° de Code
d1	**x2**	**x4**	**Spindel**	**T max**	**n max**	**i**	**Aussenkühlung**	**Innenkühlung**	**p**	**Bestellnummer**
50	92,5	101	WFB 32-20	70	8.000	1:1	x			MPU.Z40.B32.0A0.GITAL
50	92,5	101	WFB 32-20	70	8.000	1:1	x	x	80	MPU.Z40.B32.0E0.GITAL

Passend für Maschine: suitable machines: approprié pour la machine:	Sprint 42l10 linear Speed 32l10 linear

Modulare Aggregatetechnik

Hanwha

W&F Werkzeugtechnik



Katalog HA-02

Werkzeugtechnik

WFB-Adapterpool

Indications for the customer



Mit den Werkzeughaltern von W&F in statischer oder angetriebener Ausführung und dem WFB-Adaptersystem haben Sie die einzigartige Möglichkeit, für sämtliche Hersteller egal ob im Kurzdrehen, Langdrehen oder Mehrspindeldrehen ein durchgängiges modulares Werkzeugsystem einzusetzen.

The W&F tool holders are in static or driven performance and beyond that, the WFB-adapter system offers you an unique option to use it for every machine manufacturer whether you are manufacturer producing with swiss type lathes, standard turning machines or multispindle turning machines, WFB is suitable.

Hanwha

Axial Bohr- und Fräskopf
Axial drilling and milling head
Outil de perçage et de fraisage axiale

WG 35



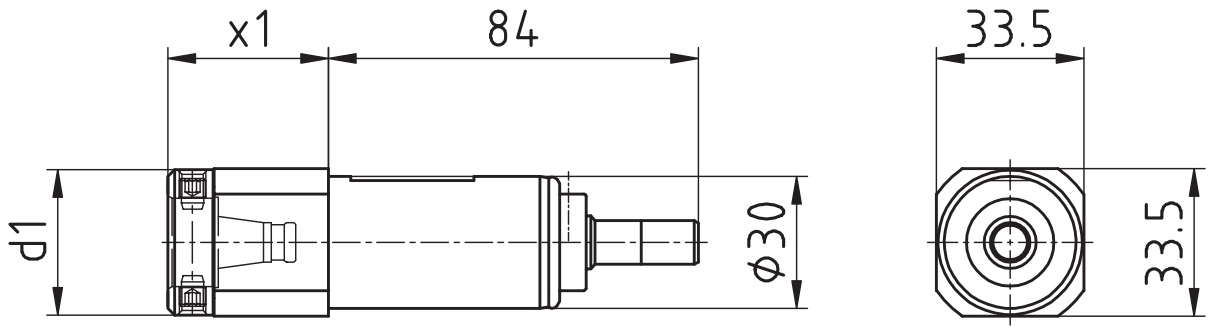

[mm]	[mm]	Spindle Broche	[Nm]	[rpm]		Outside cooling Lubrificat. ext.	Internal cooling Lubrificat. cent.	[bar]	Order no. N° de Code
d1	**x1**	**Spindel**	**T max**	**n max**	**i**	**Aussenkühlung**	**Innenkühlung**	**p**	**Bestellnummer**
33	36,5	WFB 20-12	10	5.000	1:1				MPU.Z30.B20.AA0.XD20S
33	36,5	WFB 20-12	10	5.000	1:1	x	x	80	MPU.Z30.B20.AE0.XD20S

Passend für Maschine: suitable machines: approprié pour la machine:	XD20 XD26



Hanwha

Axial Bohr- und Fräskopf
Axial drilling and milling head
Outil de perçage et de fraisage axiale

WG 35

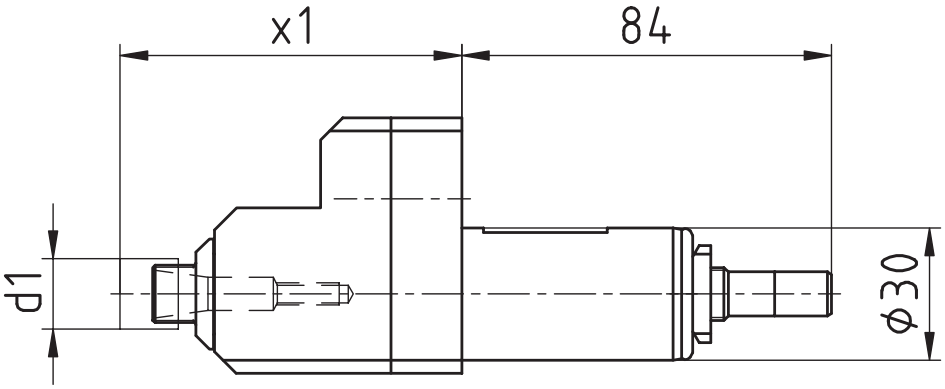

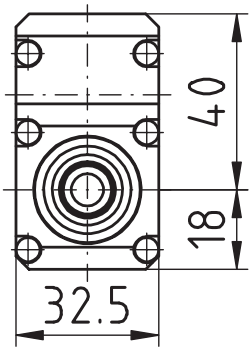

[mm]	[mm]	Spindle Broche	[Nm]	[rpm]		Outside cooling Lubrificat. ext.	Internal cooling Lubrificat. cent.	[bar]	Order no. N° de Code
d1	**x1**	**Spindel**	**T max**	**n max**	**i**	**Aussenkühlung**	**Innenkühlung**	**p**	**Bestellnummer**
16	77,6	ER11 MINI	3	15.000	1:3				MPU.Z30.E11.BA0.XD20

Passend für Maschine: suitable machines: approprié pour la machine:	XD20 XD26

Hanwha

Axial Bohr- und Fräskopf
Axial drilling and milling head
Outil de perçage et de fraisage axiale

WG 35



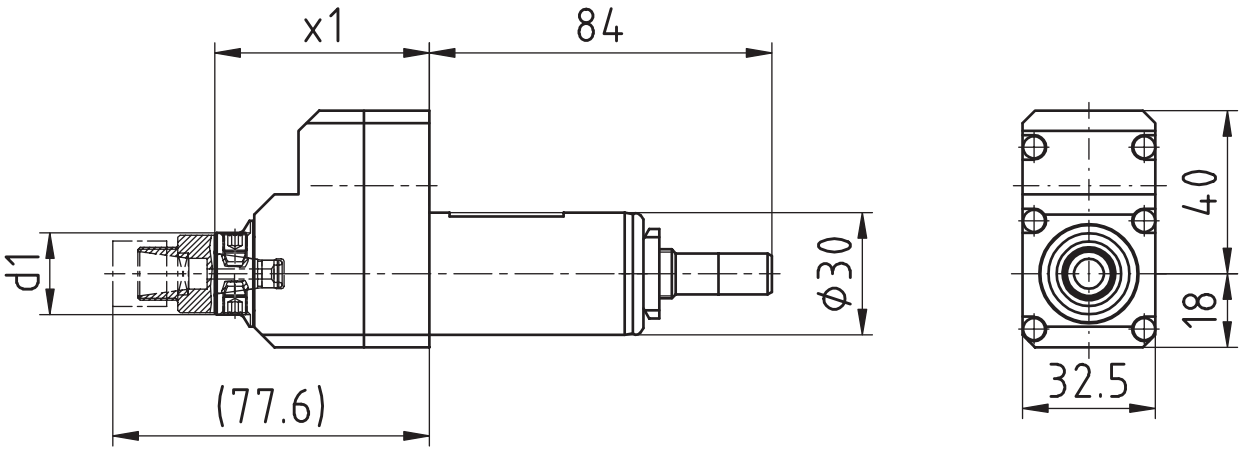

[mm]	[mm]	Spindle Broche	[Nm]	[rpm]		Outside cooling Lubrificat. ext.	Internal cooling Lubrificat. cent.	[bar]	Order no. N° de Code
d1	**x1**	**Spindel**	**T max**	**n max**	**i**	**Aussenkühlung**	**Innenkühlung**	**p**	**Bestellnummer**
20	52,6	WF-Micro	3	15.000	1:3				MPU.Z30.WFM.BA0.XD20

Passend für Maschine: suitable machines: approprié pour la machine:	XD20 XD26



Hanwha

Axial Bohr- und Fräskopf
Axial drilling and milling head
Outil de perçage et de fraisage axiale

WG 35

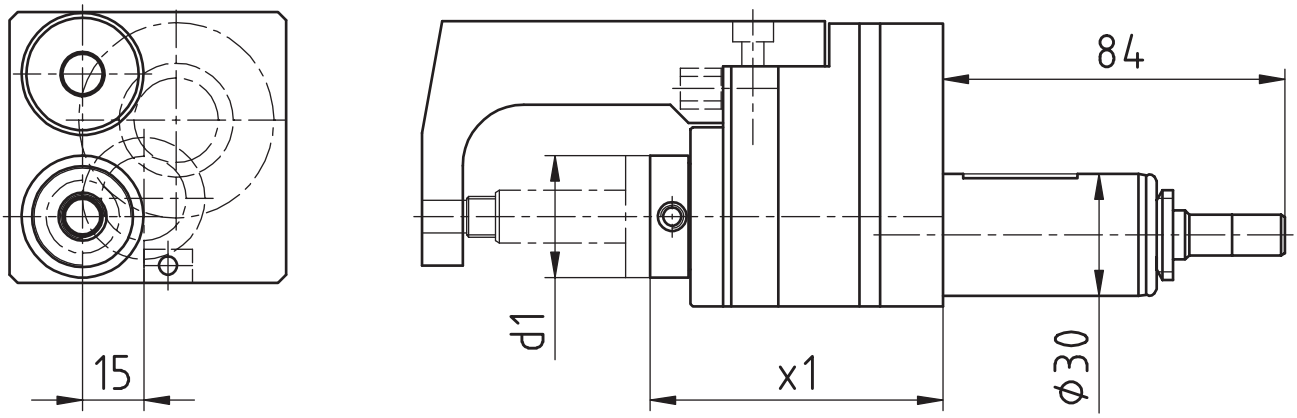

[mm]	[mm]	Spindle Broche	[Nm]	[rpm]		Outside cooling Lubrificat. ext.	Internal cooling Lubrificat. cent.	[bar]	Order no. N° de Code
d1	**x1**	**Spindel**	**T max**	**n max**	**i**	**Aussenkühlung**	**Innenkühlung**	**p**	**Bestellnummer**
30	72	WFK 20-12	13	1.872	2,67:1				MPU.Z30.B20.CA0.XD20

Passend für Maschine: suitable machines: approprié pour la machine:	XD20 XD26

Hanwha

Radial Bohr- und Fräskopf
Radial drilling and milling head
Outil de perçage et de fraisage radiale

WG 35



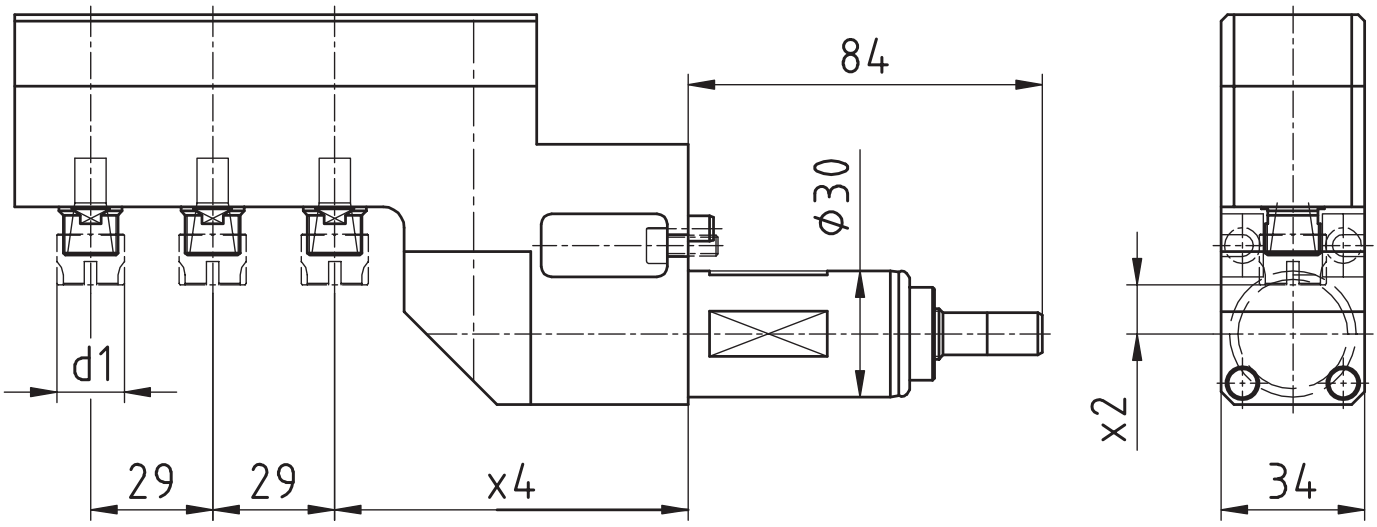

[mm]	[mm]	[mm]	Spindle Broche	[Nm]	[rpm]		Outside cooling Lubrificat. ext.	Internal cooling Lubrificat. cent.	[bar]	Order no. N° de Code
d1	**x2**	**x4**	**Spindel**	**T max**	**n max**	**i**	**Aussenkühlung**	**Innenkühlung**	**p**	**Bestellnummer**
16	11,7	84	ER11 MINI	3	5.000	1:1				MPU.Z30.E11.3A0.XD20

Passend für Maschine: suitable machines: approprié pour la machine:	XD20 XD26



Hanwha

Radial Bohr- und Fräskopf
Radial drilling and milling head
Outil de perçage et de fraisage radiale

WG 35

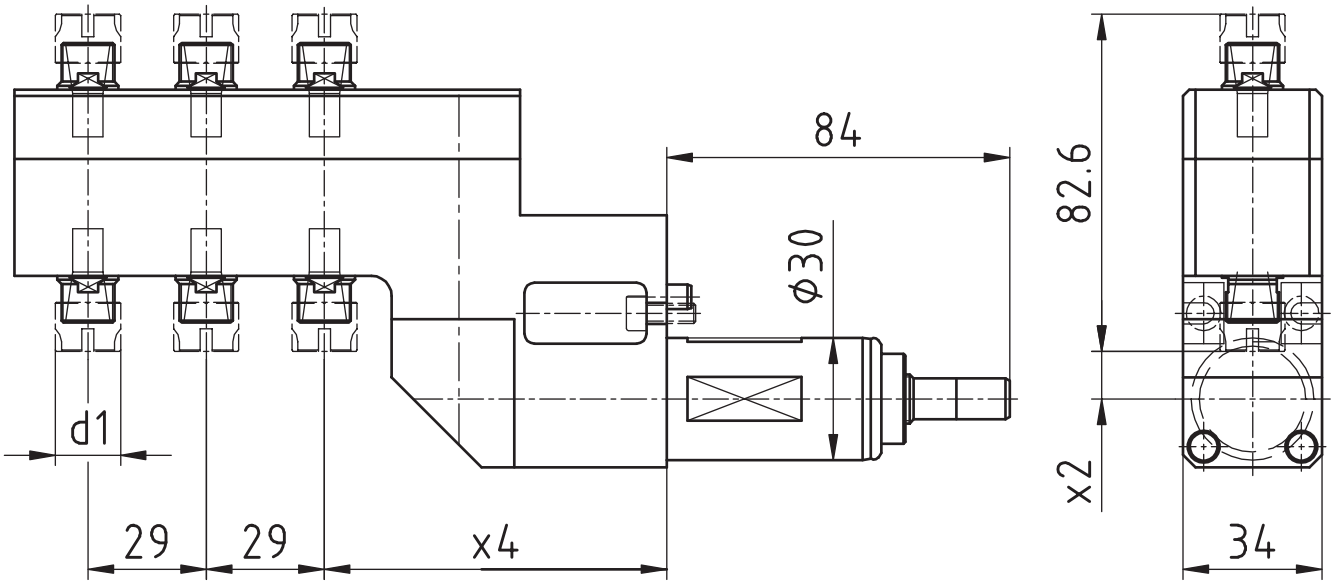

[mm]	[mm]	[mm]	Spindle Broche	[Nm]	[rpm]		Outside cooling Lubrificat. ext.	Internal cooling Lubrificat. cent.	[bar]	Order no. N° de Code
d1	**x2**	**x4**	**Spindel**	**T max**	**n max**	**i**	**Aussenkühlung**	**Innenkühlung**	**p**	**Bestellnummer**
16	11,7	84	ER11 MINI	3	5.000	1:1				MPU.Z30.E11.6A0.XD20

Passend für Maschine: suitable machines: approprié pour la machine:	XD20 XD26

Hanwha

Axial Bohr- und Fräskopf
Axial drilling and milling head
Outil de perçage et de fraisage axiale

WG 35



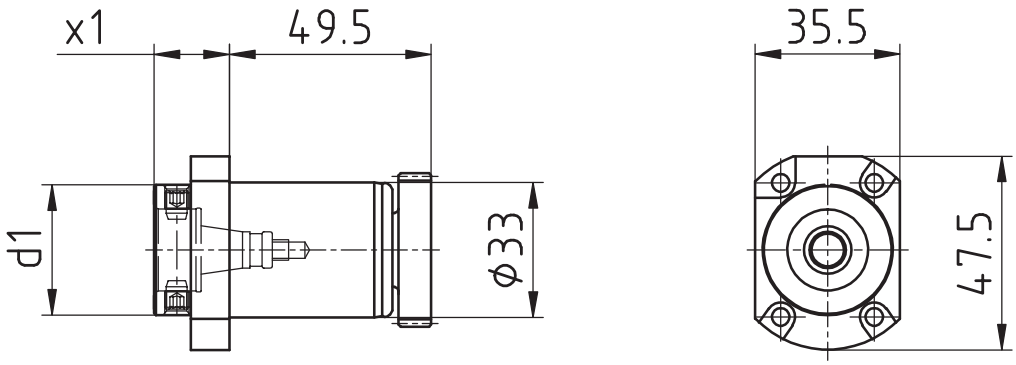

[mm]	[mm]	Spindle Broche	[Nm]	[rpm]		Outside cooling Lubrificat. ext.	Internal cooling Lubrificat. cent.	[bar]	Order no. N° de Code
d1	**x1**	**Spindel**	**T max**	**n max**	**i**	**Aussenkühlung**	**Innenkühlung**	**p**	**Bestellnummer**
33	18,5	WFB 20-12	10	8.000	1:1				MPU.Z33.B20.AA0.XD20S
33	18,5	WFB 20-12	10	8.000	1:1	x	x	20	MPU.Z33.B20.AE0.XD20S

Passend für Maschine: suitable machines: approprié pour la machine:	XD20 XD26



Hanwha

Axial Bohr- und Fräskopf
Axial drilling and milling head
Outil de perçage et de fraisage axiale

WG 35

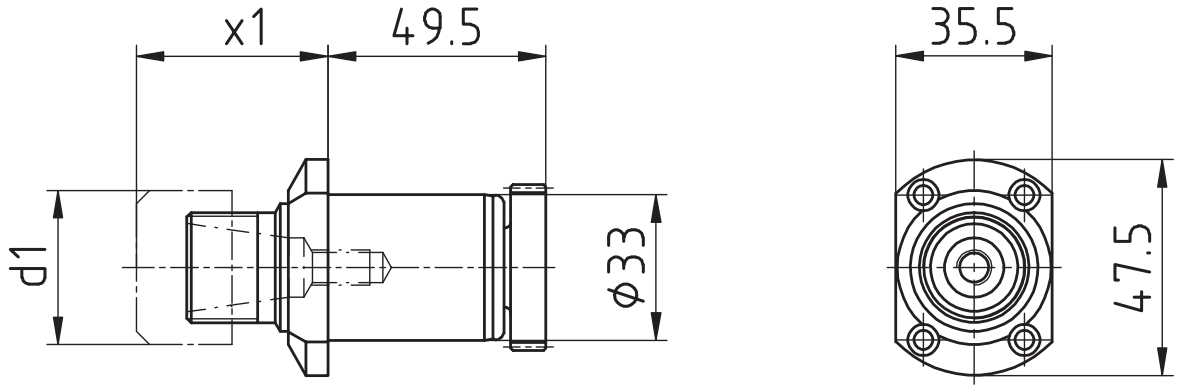

[mm]	[mm]	Spindle Broche	[Nm]	[rpm]		Outside cooling Lubrificat. ext.	Internal cooling Lubrificat. cent.	[bar]	Order no. N° de Code
d1	**x1**	**Spindel**	**T max**	**n max**	**i**	**Aussenkühlung**	**Innenkühlung**	**p**	**Bestellnummer**
35	43,5	ER20	10	8.000	1:1				MPU.Z33.E20.AA0.XD20S

Passend für Maschine: suitable machines: approprié pour la machine:	XD20 XD26

Hanwha

Axial Bohr- und Fräskopf
Axial drilling and milling head
Outil de perçage et de fraisage axiale

WG 35



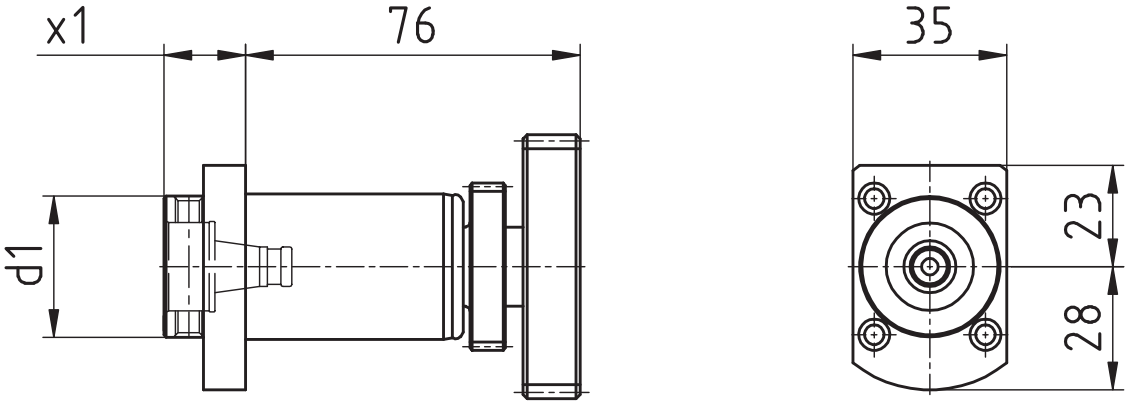

[mm]	[mm]	Spindle Broche	[Nm]	[rpm]		Outside cooling Lubrificat. ext.	Internal cooling Lubrificat. cent.	[bar]	Order no. N° de Code
d1	**x1**	**Spindel**	**T max**	**n max**	**i**	**Aussenkühlung**	**Innenkühlung**	**p**	**Bestellnummer**
32	18,5	WFB 20-12	10	8.000	1:1				MPU.Z33.B20.AA0.XD20L1
32	18,5	WFB 20-12	10	8.000	1:1	x	x	80	MPU.Z33.B20.AE0.XD20L1

Passend für Maschine: suitable machines: approprié pour la machine:	XD20 XD26



Hanwha

Axial Bohr- und Fräskopf
Axial drilling and milling head
Outil de perçage et de fraisage axiale

WG 35

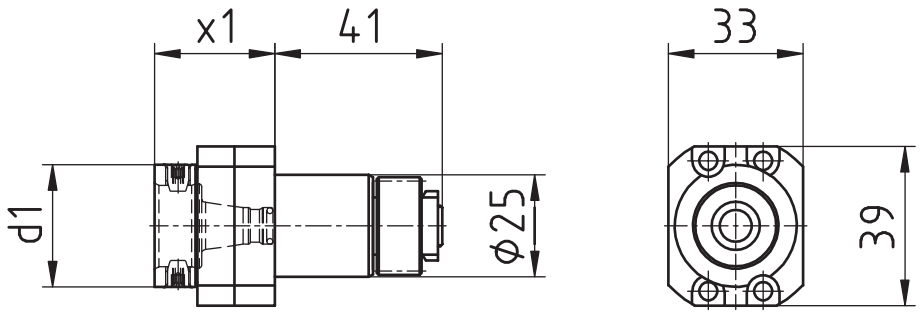

[mm]	[mm]	Spindle Broche	[Nm]	[rpm]		Outside cooling Lubrificat. ext.	Internal cooling Lubrificat. cent.	[bar]	Order no. N° de Code
d1	**x1**	**Spindel**	**T max**	**n max**	**i**	**Aussenkühlung**	**Innenkühlung**	**p**	**Bestellnummer**
30	29,5	WFB 20-12	8	8.000	1:1				MPU.Z25.B20.AA0.XE20

Passend für Maschine: suitable machines: approprié pour la machine:	XE20

Hanwha

Radial Bohr- und Fräskopf
Radial drilling and milling head
Outil de perçage et de fraisage radiale

WG 35



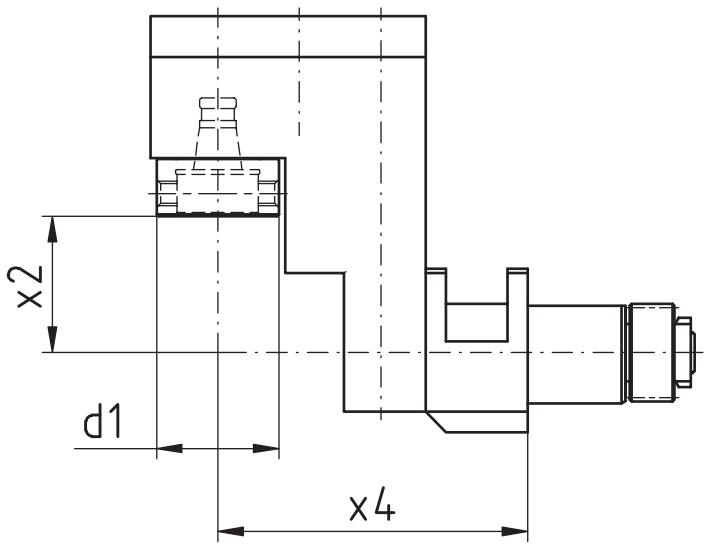

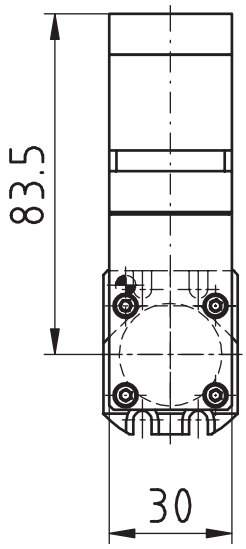

[mm]	[mm]	[mm]	Spindle Broche	[Nm]	[rpm]		Outside cooling Lubrificat. ext.	Internal cooling Lubrificat. cent.	[bar]	Order no. N° de Code
d1	**x2**	**x4**	**Spindel**	**T max**	**n max**	**i**	**Aussenkühlung**	**Innenkühlung**	**p**	**Bestellnummer**
30	33,4	76	WFB 20-12	10	8.000	1:1				MPU.Z25.B20.VA0.XD20V

Passend für Maschine: suitable machines: approprié pour la machine:	XD20V



Hanwha

Axial Bohr- und Fräskopf
Axial drilling and milling head
Outil de perçage et de fraisage axiale

WG 35

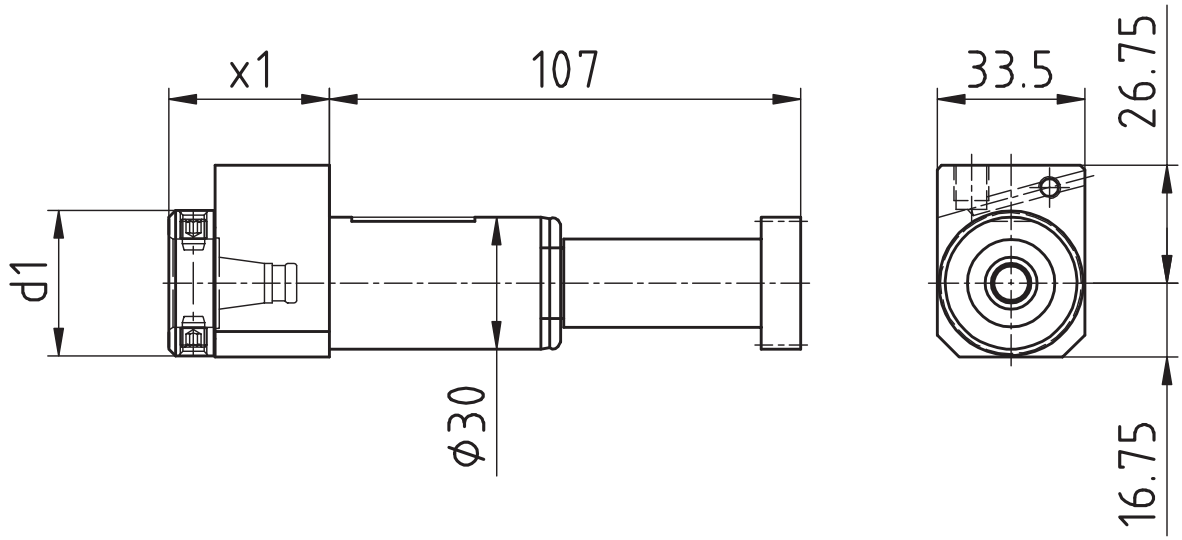

[mm]	[mm]	Spindle Broche	[Nm]	[rpm]		Outside cooling Lubrificat. ext.	Internal cooling Lubrificat. cent.	[bar]	Order no. N° de Code
d1	**x1**	**Spindel**	**T max**	**n max**	**i**	**Aussenkühlung**	**Innenkühlung**	**p**	**Bestellnummer**
33	36,5	WFB 20-12	10	5.000	1:1	x	x	80	MPU.Z30.B20.AE0.XE20

Passend für Maschine: suitable machines: approprié pour la machine:	XE20

Hanwha

Axial Bohr- und Fräskopf
Axial drilling and milling head
Outil de perçage et de fraisage axiale

WG 35



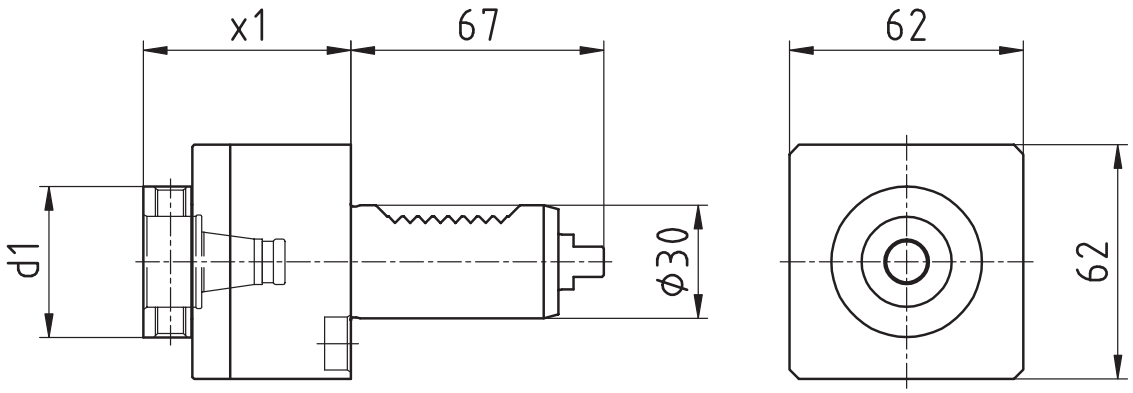

[mm]	[mm]	Spindle Broche	[Nm]	[rpm]		Outside cooling Lubrificat. ext.	Internal cooling Lubrificat. cent.	[bar]	Order no. N° de Code
d1	**x1**	**Spindel**	**T max**	**n max**	**i**	**Aussenkühlung**	**Innenkühlung**	**p**	**Bestellnummer**
40	55	WFB 24-16	10	8.000	1:1	x			MPU.M30.B24.AA0.STL
40	55	WFB 24-16	10	8.000	1:1	x	x	80	MPU.M30.B24.AE0.STL

Passend für Maschine: suitable machines: approprié pour la machine:	STL



Hanwha

Axial Bohr- und Fräskopf
Axial drilling and milling head
Outil de perçage et de fraisage axiale

WG 35

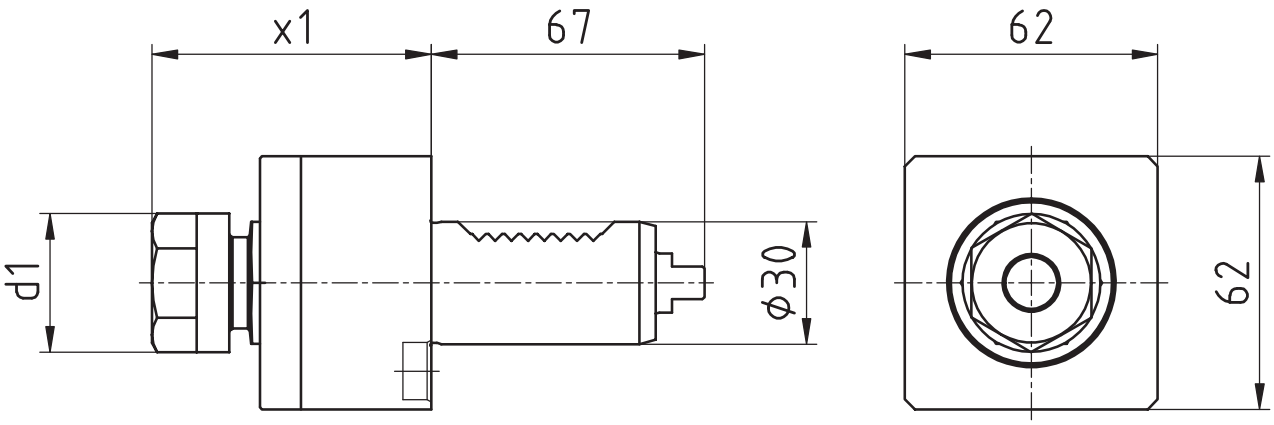

[mm]	[mm]	Spindle Broche	[Nm]	[rpm]		Outside cooling Lubrificat. ext.	Internal cooling Lubrificat. cent.	[bar]	Order no. N° de Code
d1	**x1**	**Spindel**	**T max**	**n max**	**i**	**Aussenkühlung**	**Innenkühlung**	**p**	**Bestellnummer**
34	68,5	ER20	10	8.000	1:1	x			MPU.M30.E20.AA0.STL

Passend für Maschine: suitable machines: approprié pour la machine:	STL

Modulare Aggregatetechnik

Maier

W&F Werkzeugtechnik



Katalog MA-02

Werkzeugtechnik

WFB-Adapterpool

Indications for the customer



Mit den Werkzeughaltern von W&F in statischer oder angetriebener Ausführung und dem WFB-Adaptersystem haben Sie die einzigartige Möglichkeit, für sämtliche Hersteller egal ob im Kurzdrehen, Langdrehen oder Mehrspindeldrehen ein durchgängiges modulares Werkzeugsystem einzusetzen.

The W&F tool holders are in static or driven performance and beyond that, the WFB-adapter system offers you an unique option to use it for every machine manufacturer whether you are manufacturer producing with swiss type lathes, standard turning machines or multispindle turning machines, WFB is suitable.

Maier

Axial Bohr- und Fräskopf
Axial drilling and milling head
Outil de perçage et de fraisage axiale

WG 35



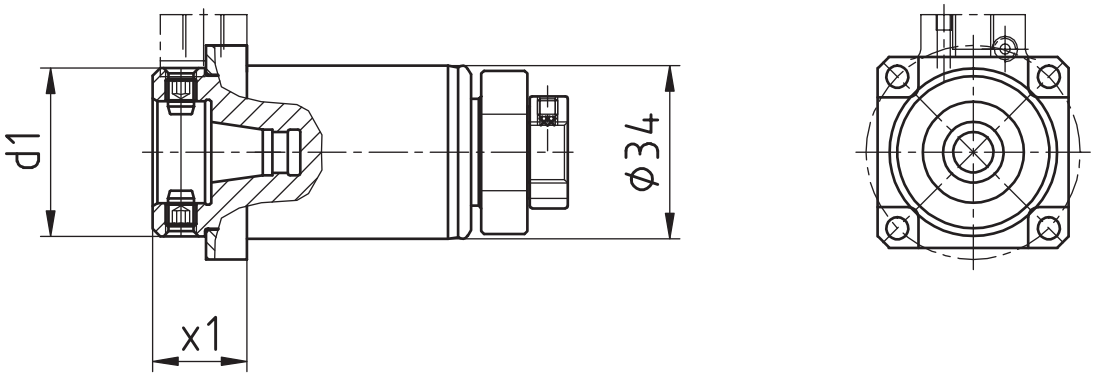

[mm]	[mm]	Spindle Broche	[Nm]	[rpm]		Outside cooling Lubrificat. ext.	Internal cooling Lubrificat. cent.	[bar]	Order no. N° de Code
d1	**x1**	**Spindel**	**T max**	**n max**	**i**	**Aussenkühlung**	**Innenkühlung**	**p**	**Bestellnummer**
33	18,5	WFB 20-12	10	10.000	1:1				MPU.Z34.B20.AA0.MAIS
33	18,5	WFB 20-12	10	10.000	1:1	x	x	80	MPU.Z34.B20.AE0.MAIS



Maier

Axial Bohr- und Fräskopf
Axial drilling and milling head
Outil de perçage et de fraisage axiale

WG 35

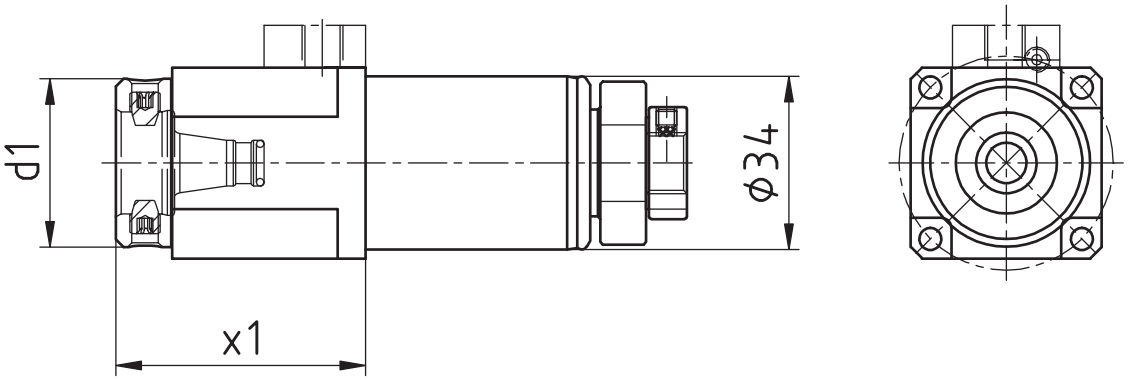

[mm]	[mm]	Spindle Broche	[Nm]	[rpm]		Outside cooling Lubrificat. ext.	Internal cooling Lubrificat. cent.	[bar]	Order no. N° de Code
d1	**x1**	**Spindel**	**T max**	**n max**	**i**	**Aussenkühlung**	**Innenkühlung**	**p**	**Bestellnummer**
33	50	WFB 20-12	10	10.000	1:1				MPU.Z34.B20.AA0.2131S
33	50	WFB 20-12	10	10.000	1:1	x	x	80	MPU.Z34.B20.AE0.2131S

Maier

Axial Bohr- und Fräskopf
Axial drilling and milling head
Outil de perçage et de fraisage axiale

WG 35



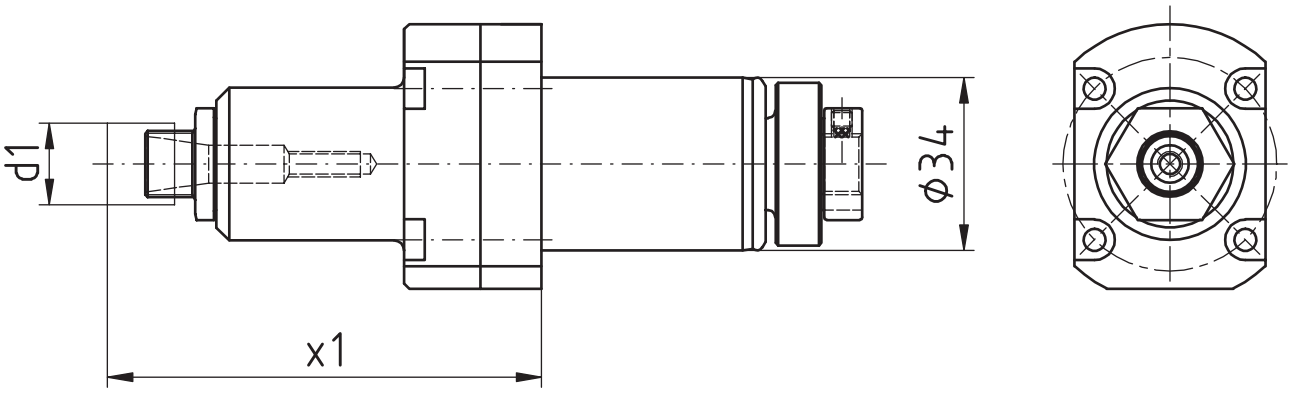

[mm]	[mm]	Spindle Broche	[Nm]	[rpm]		Outside cooling Lubrificat. ext.	Internal cooling Lubrificat. cent.	[bar]	Order no. N° de Code
d1	**x1**	**Spindel**	**T max**	**n max**	**i**	**Aussenkühlung**	**Innenkühlung**	**p**	**Bestellnummer**
16	85,4	ER11 MINI	3	24.000	1:2,4				MPU.Z34.E11.BA0.MAIS



Maier

Axial Bohr- und Fräskopf
Axial drilling and milling head
Outil de perçage et de fraisage axiale

WG 35

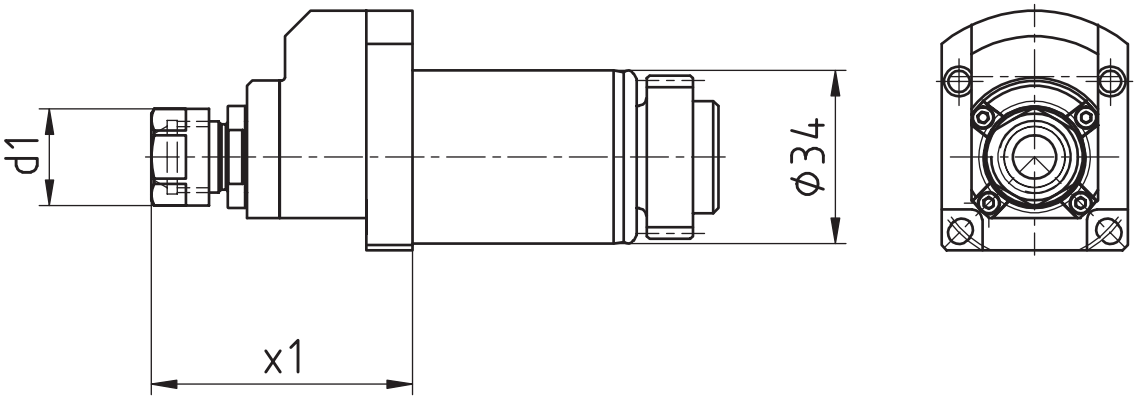

[mm]	[mm]	Spindle Broche	[Nm]	[rpm]		Outside cooling Lubrificat. ext.	Internal cooling Lubrificat. cent.	[bar]	Order no. N° de Code
d1	**x1**	**Spindel**	**T max**	**n max**	**i**	**Aussenkühlung**	**Innenkühlung**	**p**	**Bestellnummer**
19	51,2	ER11	2	32.000	1:4				MPU.Z34.E11.BA0.MAIS4

Maier

Axial Bohr- und Fräskopf
Axial drilling and milling head
Outil de perçage et de fraisage axiale

WG 35



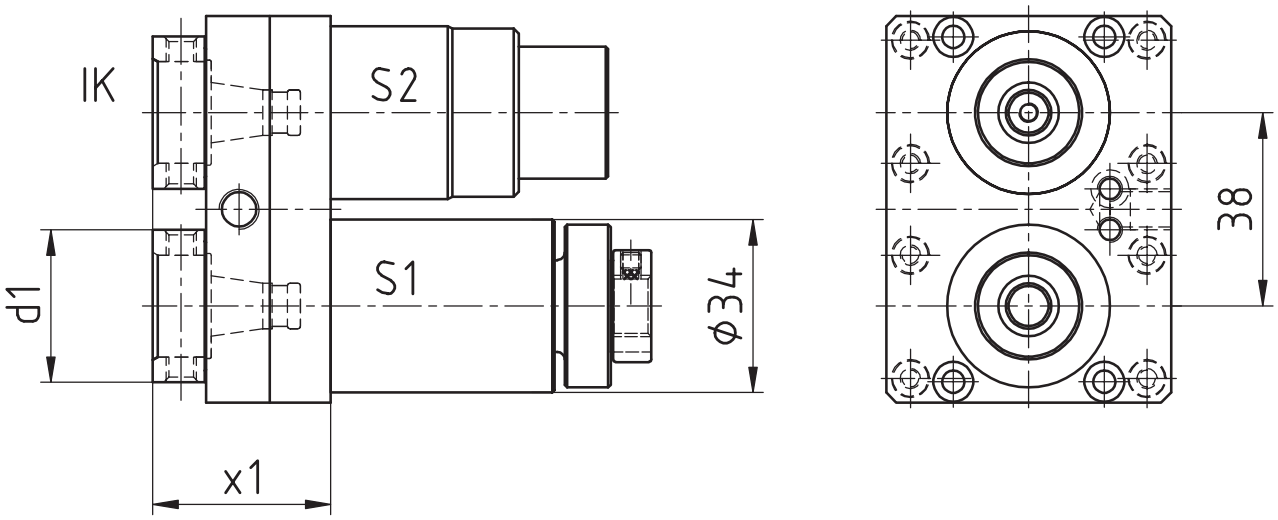

[mm]	[mm]	Spindle Broche	[Nm]	[rpm]		Outside cooling Lubrificat. ext.	Internal cooling Lubrificat. cent.	[bar]	Order no. N° de Code
d1	**x1**	**Spindel**	**T max**	**n max**	**i**	**Aussenkühlung**	**Innenkühlung**	**p**	**Bestellnummer**
30	35	WFB 20-12	10*	10.000*	1:1*	x	x	80	MPU.Z34.B20.ME0.MAIS

* S1: 10 Nm/10.000 rpm/i=1:1
S2: 7 Nm/15.000 rpm/i=1:1,5



Maier

Bohr- und Fräskopf winkelverstellbar
Drilling and milling swivel head
Outil de perçage et de fraisage tournant

WG 35

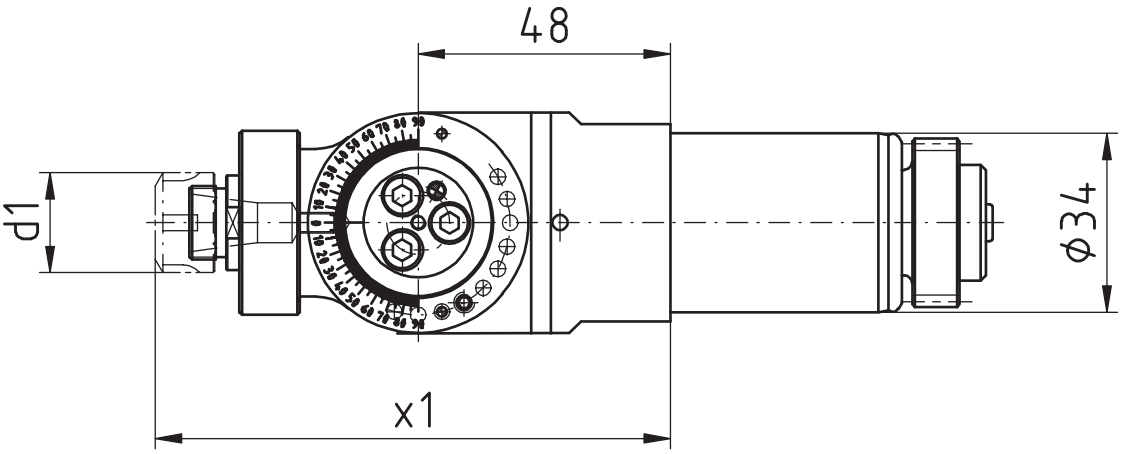

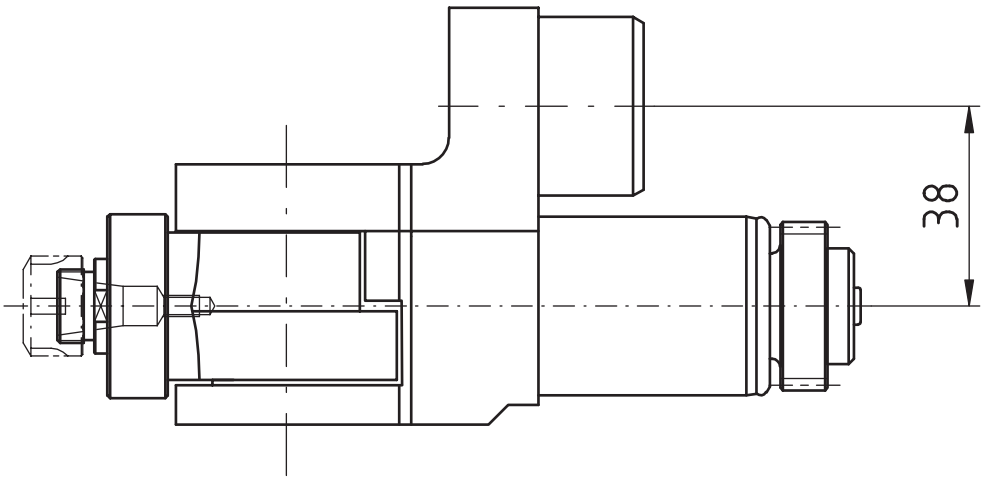

[mm]	[mm]	Spindle Broche	[Nm]	[rpm]		Outside cooling Lubrificat. ext.	Internal cooling Lubrificat. cent.	[bar]	Order no. N° de Code
d1	**x1**	**Spindel**	**T max**	**n max**	**i**	**Aussenkühlung**	**Innenkühlung**	**p**	**Bestellnummer**
19	98	ER11	5	10.000	1:1				MPU.Z34.E11.SA0.MAIS

Maier

Radial Bohr- und Fräskopf
Radial drilling and milling head
Outil de perçage et de fraisage radiale

WG 35



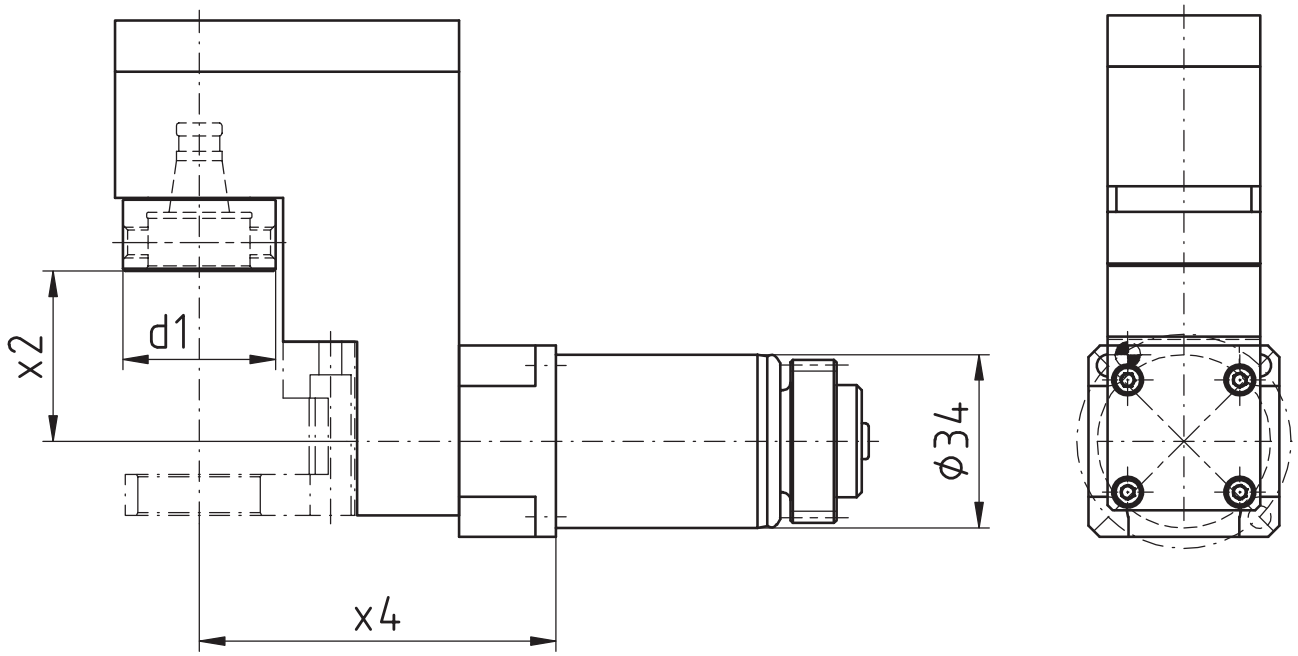

[mm]	[mm]	[mm]	Spindle Broche	[Nm]	[rpm]		Outside cooling Lubrificat. ext.	Internal cooling Lubrificat. cent.	[bar]	Order no. N° de Code
d1	**x2**	**x4**	**Spindel**	**T max**	**n max**	**i**	**Aussenkühlung**	**Innenkühlung**	**p**	**Bestellnummer**
30	33,4	70	WFB 20-12	6	10.000	1:1				MPU.Z34.B20.VA0.MAIS



Maier

Axial Bohr- und Fräskopf
Axial drilling and milling head
Outil de perçage et de fraisage axiale

WG 35

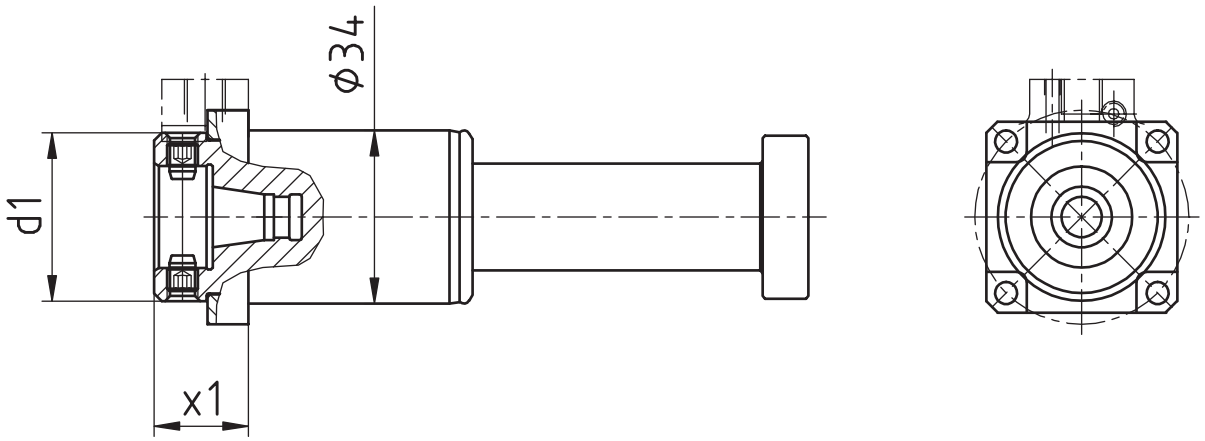

[mm]	[mm]	Spindle Broche	[Nm]	[rpm]		Outside cooling Lubrificat. ext.	Internal cooling Lubrificat. cent.	[bar]	Order no. N° de Code
d1	**x1**	**Spindel**	**T max**	**n max**	**i**	**Aussenkühlung**	**Innenkühlung**	**p**	**Bestellnummer**
33	18,5	WFB 20-12	10	10.000	1:1				MPU.Z34.B20.AA0.MAISL
33	18,5	WFB 20-12	10	10.000	1:1	x	x	80	MPU.Z34.B20.AE0.MAISL

Maier

Axial Bohr- und Fräskopf
Axial drilling and milling head
Outil de perçage et de fraisage axiale

WG 35



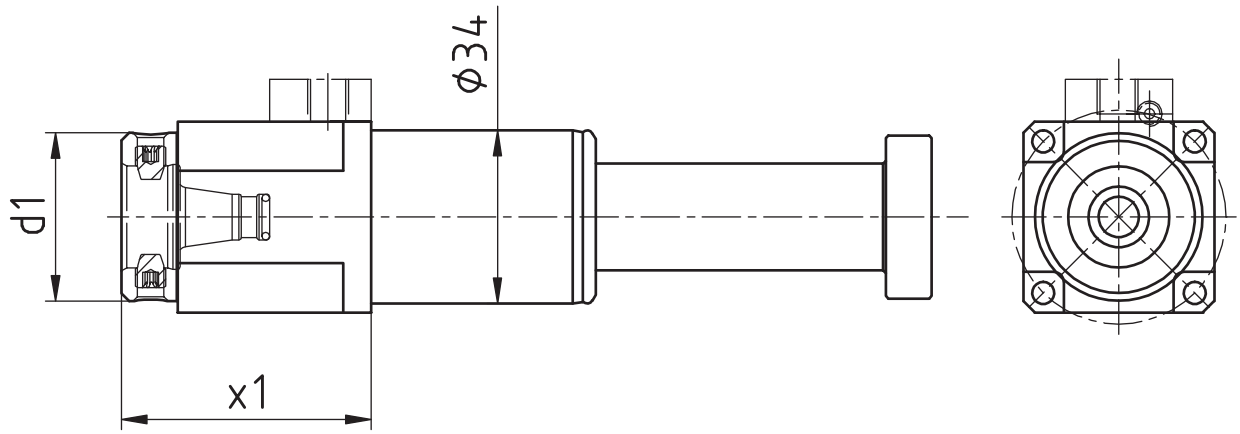

[mm]	[mm]	Spindle Broche	[Nm]	[rpm]		Outside cooling Lubrificat. ext.	Internal cooling Lubrificat. cent.	[bar]	Order no. N° de Code
d1	**x1**	**Spindel**	**T max**	**n max**	**i**	**Aussenkühlung**	**Innenkühlung**	**p**	**Bestellnummer**
33	50	WFB 20-12	10	10.000	1:1				MPU.Z34.B20.AA0.2131SL
33	50	WFB 20-12	10	10.000	1:1	x	x	80	MPU.Z34.B20.AE0.2131SL



Maier

Axial Bohr- und Fräskopf
Axial drilling and milling head
Outil de perçage et de fraisage axiale

WG 35

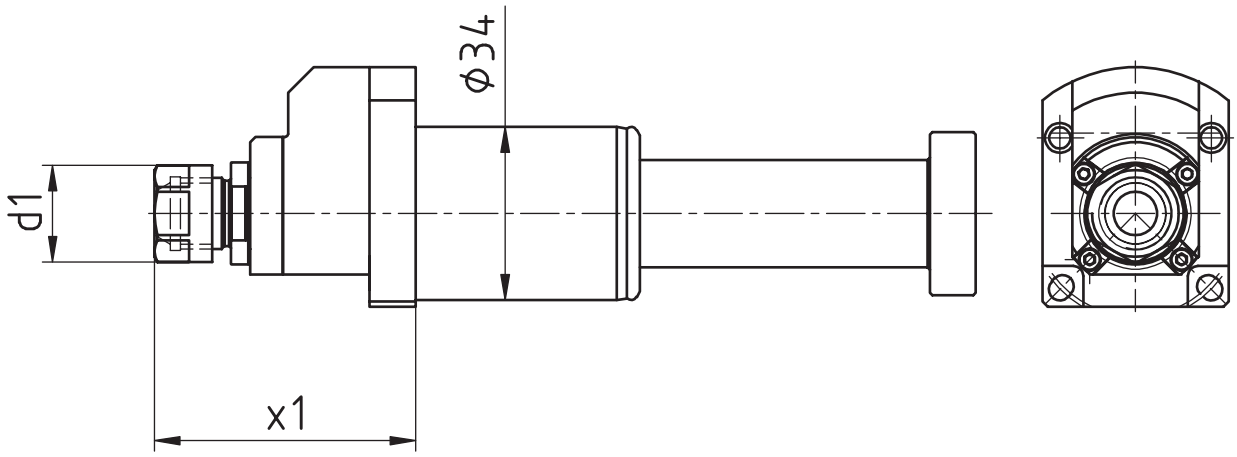

[mm]	[mm]	Spindle Broche	[Nm]	[rpm]		Outside cooling Lubrificat. ext.	Internal cooling Lubrificat. cent.	[bar]	Order no. N° de Code
d1	**x1**	**Spindel**	**T max**	**n max**	**i**	**Aussenkühlung**	**Innenkühlung**	**p**	**Bestellnummer**
19	51,2	ER11	2	32.000	1:4				MPU.Z34.E11.BA0.MAISL4

Maier

Bohr- und Fräskopf winkelverstellbar
Drilling and milling swivel head
Outil de perçage et de fraisage tournant

WG 35



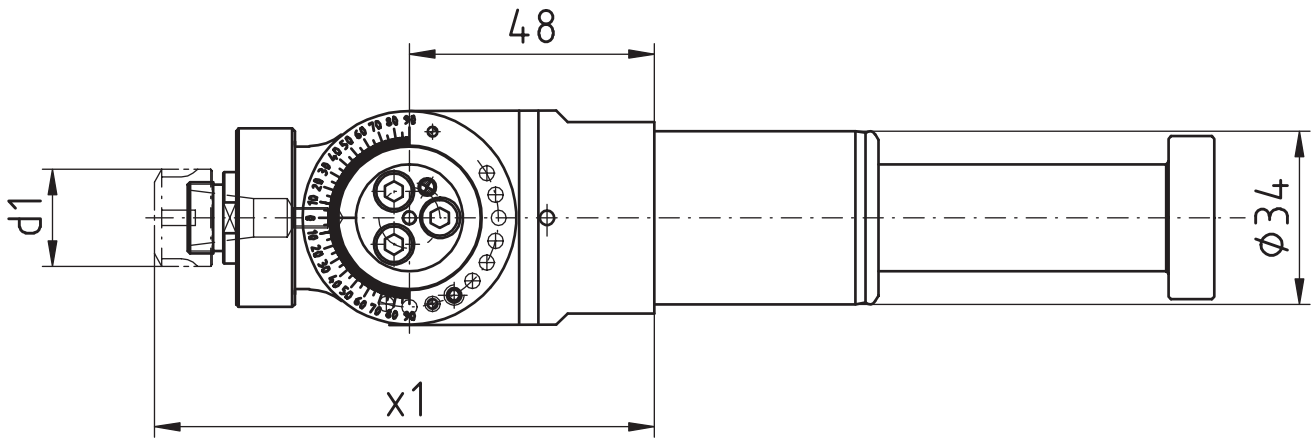

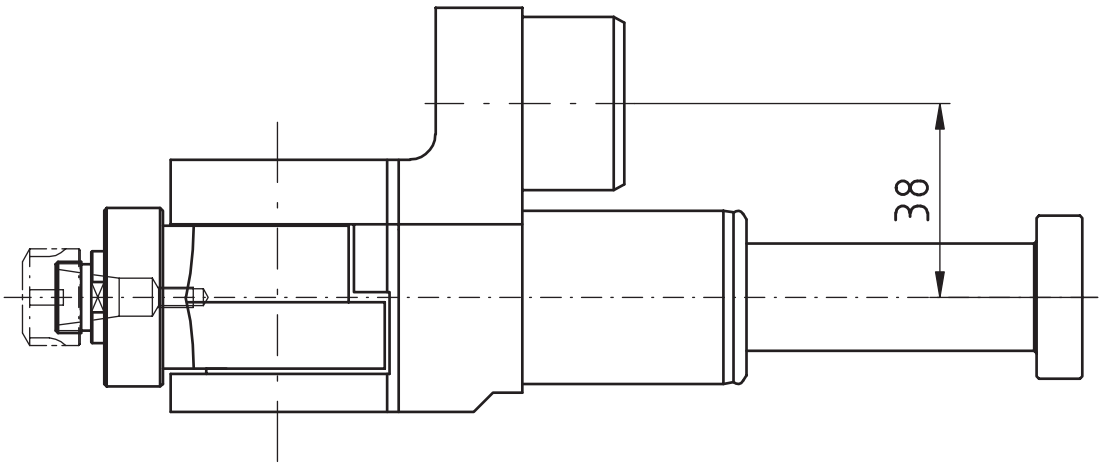

[mm]	[mm]	Spindle	[Nm]	[rpm]		Outside cooling	Internal cooling	[bar]	Order no.
		Broche				Lubrificat. ext.	Lubrificat. cent.		N° de Code
d1	**x1**	**Spindel**	**T max**	**n max**	**i**	**Aussenkühlung**	**Innenkühlung**	**p**	**Bestellnummer**
19	98	ER11	5	10.000	1:1				MPU.Z34.E11.SA0.MAISL



Maier

Radial Bohr- und Fräskopf
Radial drilling and milling head
Outil de perçage et de fraisage radiale

WG 35

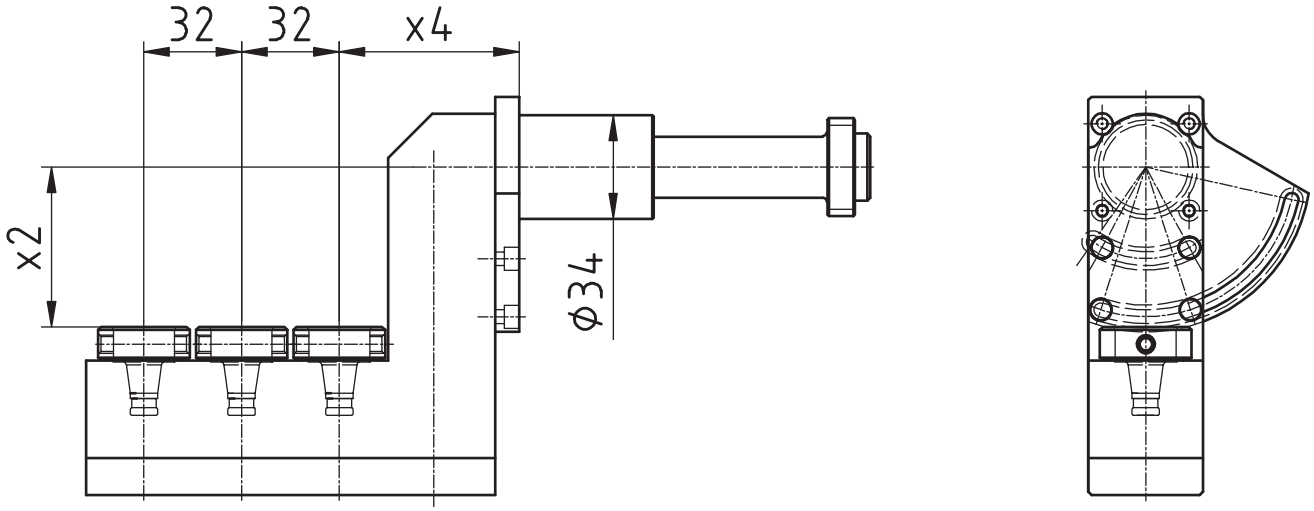

[mm]	[mm]	[mm]	Spindle Broche	[Nm]	[rpm]		Outside cooling Lubrificat. ext.	Internal cooling Lubrificat. cent.	[bar]	Order no. N° de Code
d1	**x2**	**x4**	**Spindel**	**T max**	**n max**	**i**	**Aussenkühlung**	**Innenkühlung**	**p**	**Bestellnummer**
30	52,3	59	WFB 20-12	3	10.000	1:1				MPU.Z34.B20.3A0.MAISL

Maier

Radial Bohr- und Fräskopf
Radial drilling and milling head
Outil de perçage et de fraisage radiale

WG 35



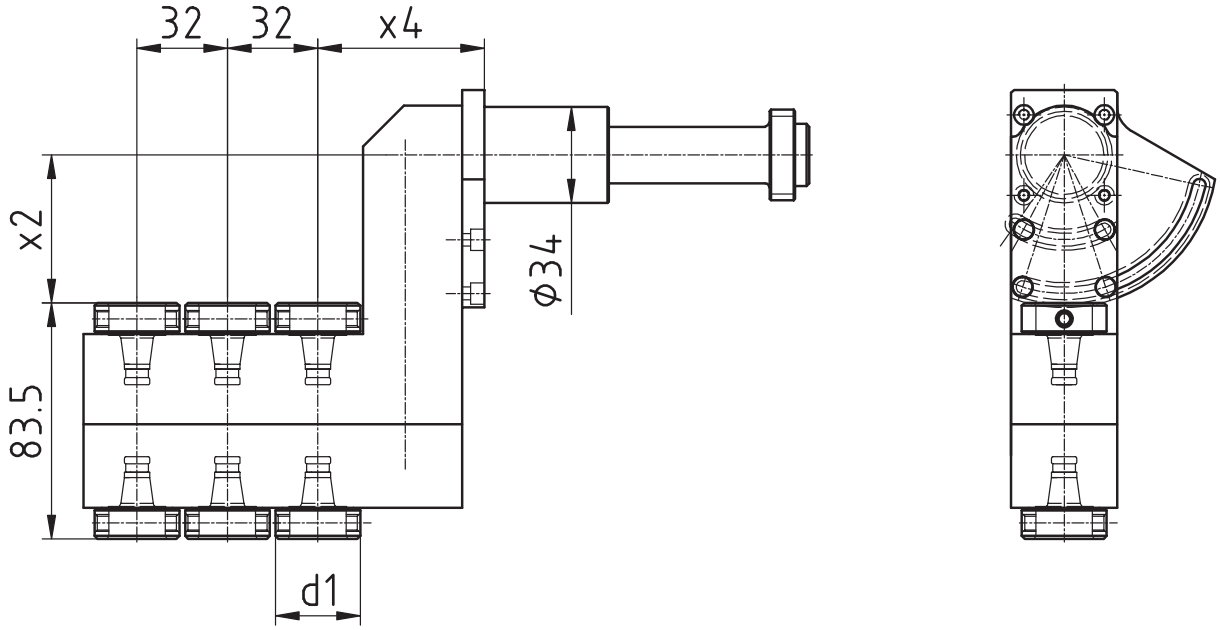

[mm]	[mm]	[mm]	Spindle Broche	[Nm]	[rpm]		Outside cooling Lubrificat. ext.	Internal cooling Lubrificat. cent.	[bar]	Order no. N° de Code
d1	**x2**	**x4**	**Spindel**	**T max**	**n max**	**i**	**Aussenkühlung**	**Innenkühlung**	**p**	**Bestellnummer**
30	52,3	59	WFB 20-12	3	10.000	1:1				MPU.Z34.B20.6A0.MAISL



Maier

Axial Bohr- und Fräskopf
Axial drilling and milling head
Outil de perçage et de fraisage axiale

WG 35

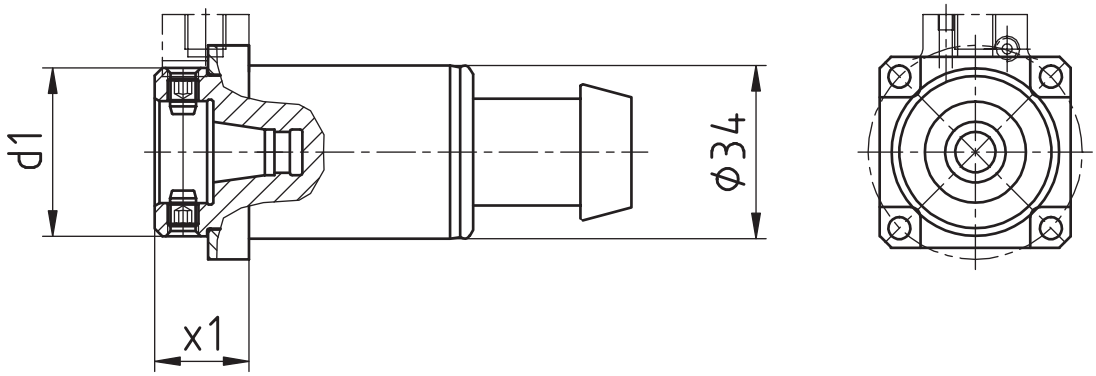

[mm]	[mm]	Spindle Broche	[Nm]	[rpm]		Outside cooling Lubrificat. ext.	Internal cooling Lubrificat. cent.	[bar]	Order no. N° de Code
d1	**x1**	**Spindel**	**T max**	**n max**	**i**	**Aussenkühlung**	**Innenkühlung**	**p**	**Bestellnummer**
33	18,5	WFB 20-12	10	10.000	1:1				MPU.Z34.B20.AA0.MAIK
33	18,5	WFB 20-12	10	10.000	1:1	x	x	80	MPU.Z34.B20.AE0.MAIK

Maier

Axial Bohr- und Fräskopf
Axial drilling and milling head
Outil de perçage et de fraisage axiale

WG 35



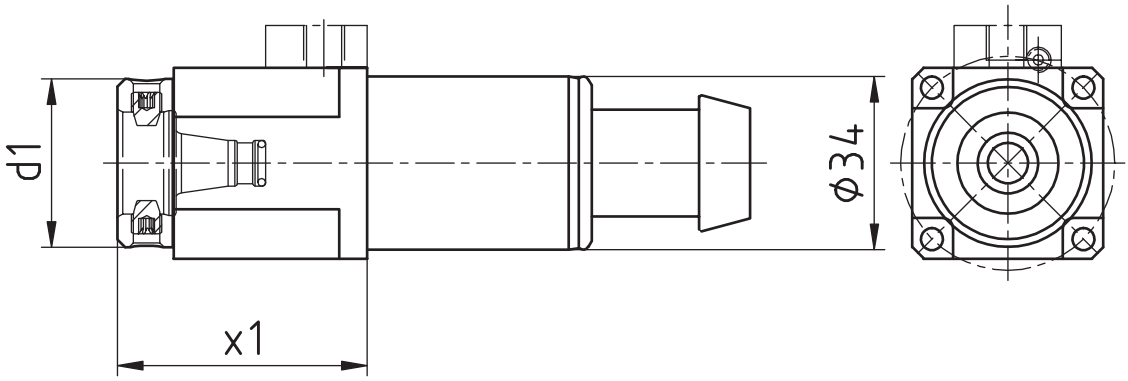

[mm]	[mm]	Spindle Broche	[Nm]	[rpm]		Outside cooling Lubrificat. ext.	Internal cooling Lubrificat. cent.	[bar]	Order no. N° de Code
d1	**x1**	**Spindel**	**T max**	**n max**	**i**	**Aussenkühlung**	**Innenkühlung**	**p**	**Bestellnummer**
33	50	WFB 20-12	10	10.000	1:1				MPU.Z34.B20.AA0.2131K
33	50	WFB 20-12	10	10.000	1:1	x	x	80	MPU.Z34.B20.AE0.2131K



Maier

Axial Bohr- und Fräskopf
Axial drilling and milling head
Outil de perçage et de fraisage axiale

WG 35

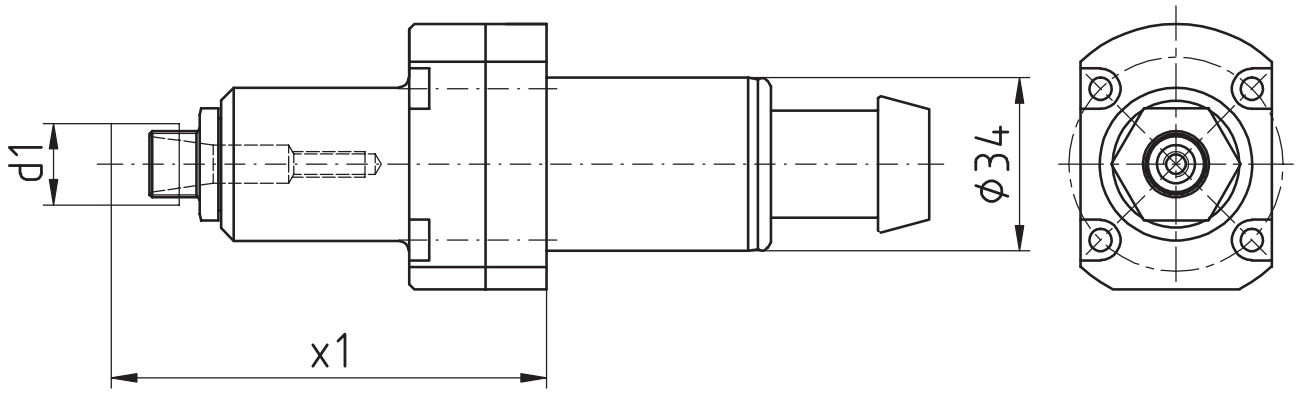

[mm]	[mm]	Spindle Broche	[Nm]	[rpm]		Outside cooling Lubrificat. ext.	Internal cooling Lubrificat. cent.	[bar]	Order no. N° de Code
d1	**x1**	**Spindel**	**T max**	**n max**	**i**	**Aussenkühlung**	**Innenkühlung**	**p**	**Bestellnummer**
16	85,4	ER11 MINI	3	24.000	1:2,4				MPU.Z34.E11.BA0.MAIK

Maier

Axial Bohr- und Fräskopf
Axial drilling and milling head
Outil de perçage et de fraisage axiale

WG 35



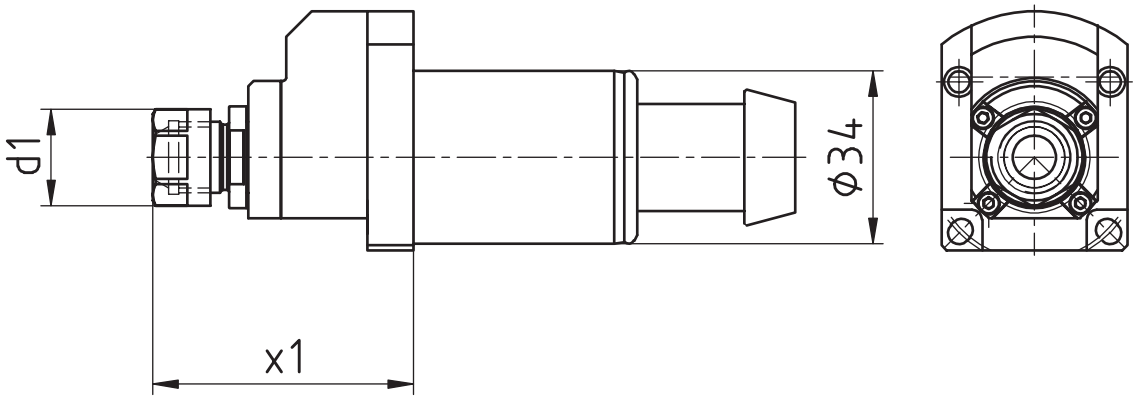

[mm]	[mm]	Spindle Broche	[Nm]	[rpm]		Outside cooling Lubrificat. ext.	Internal cooling Lubrificat. cent.	[bar]	Order no. Nº de Code
d1	**x1**	**Spindel**	**T max**	**n max**	**i**	**Aussenkühlung**	**Innenkühlung**	**p**	**Bestellnummer**
19	51,2	ER11	2	32.000	1:4				MPU.Z34.E11.BA0.MAIK4



Maier

Axial Bohr- und Fräskopf
Axial drilling and milling head
Outil de perçage et de fraisage axiale

WG 35

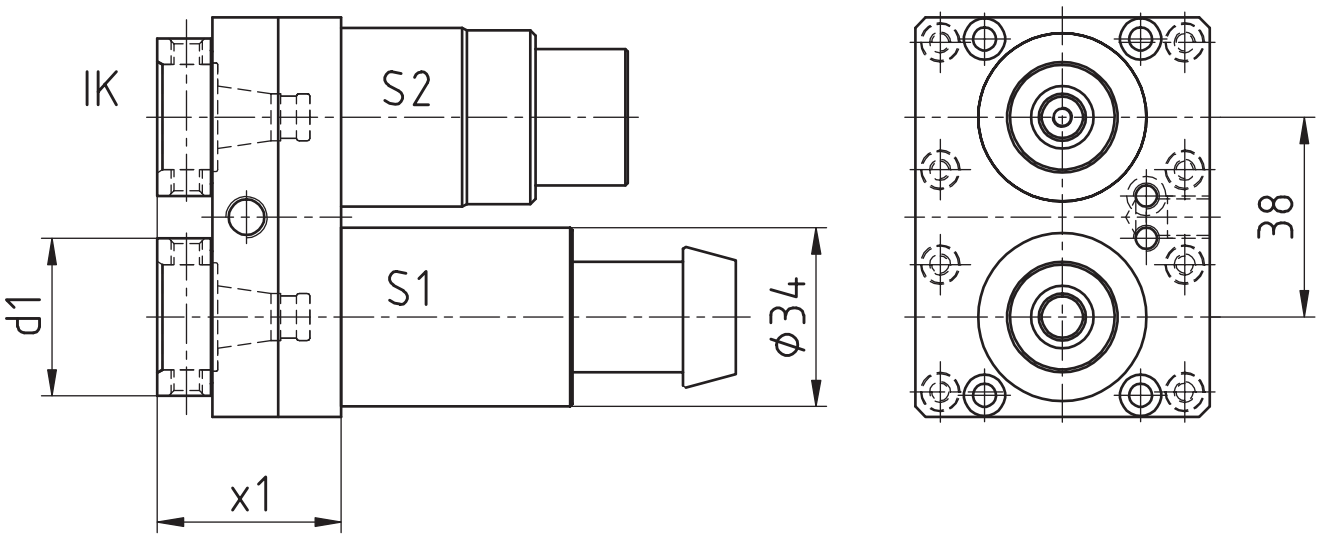

[mm]	[mm]	Spindle Broche	[Nm]	[rpm]		Outside cooling Lubrificat. ext.	Internal cooling Lubrificat. cent.	[bar]	Order no. N° de Code
d1	**x1**	**Spindel**	**T max**	**n max**	**i**	**Aussenkühlung**	**Innenkühlung**	**p**	**Bestellnummer**
30	35	WFB 20-12	10*	10.000*	1:1*	x	x	80	MPU.Z34.B20.ME0.MAIK

* S1: 10 Nm/10.000 rpm/i=1:1
S2: 7 Nm/15.000 rpm/i=1:1,5

Maier

Bohr- und Fräskopf winkelverstellbar
Drilling and milling swivel head
Outil de perçage et de fraisage tournant

WG 35



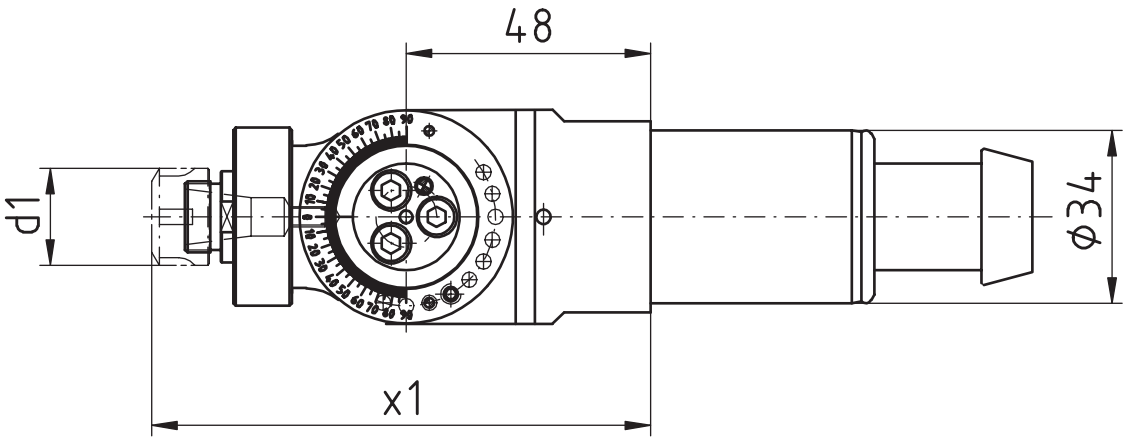

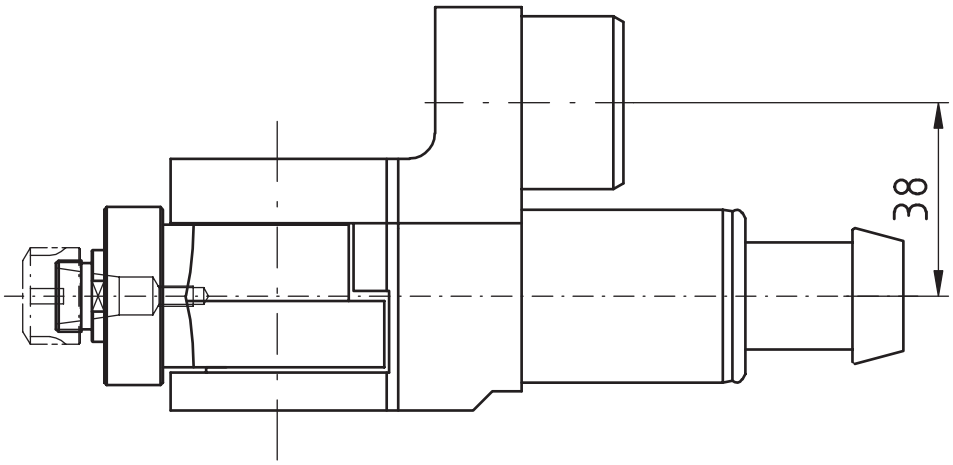

[mm]	[mm]	Spindle	[Nm]	[rpm]		Outside cooling	Internal cooling	[bar]	Order no.
		Broche				Lubrificat. ext.	Lubrificat. cent.		N° de Code
d1	**x1**	**Spindel**	**T max**	**n max**	**i**	**Aussenkühlung**	**Innenkühlung**	**p**	**Bestellnummer**
19	98	ER11	5	10.000	1:1				MPU.Z34.E11.SA0.MAIK



Maier

Radial Bohr- und Fräskopf
Radial drilling and milling head
Outil de perçage et de fraisage radiale

WG 35

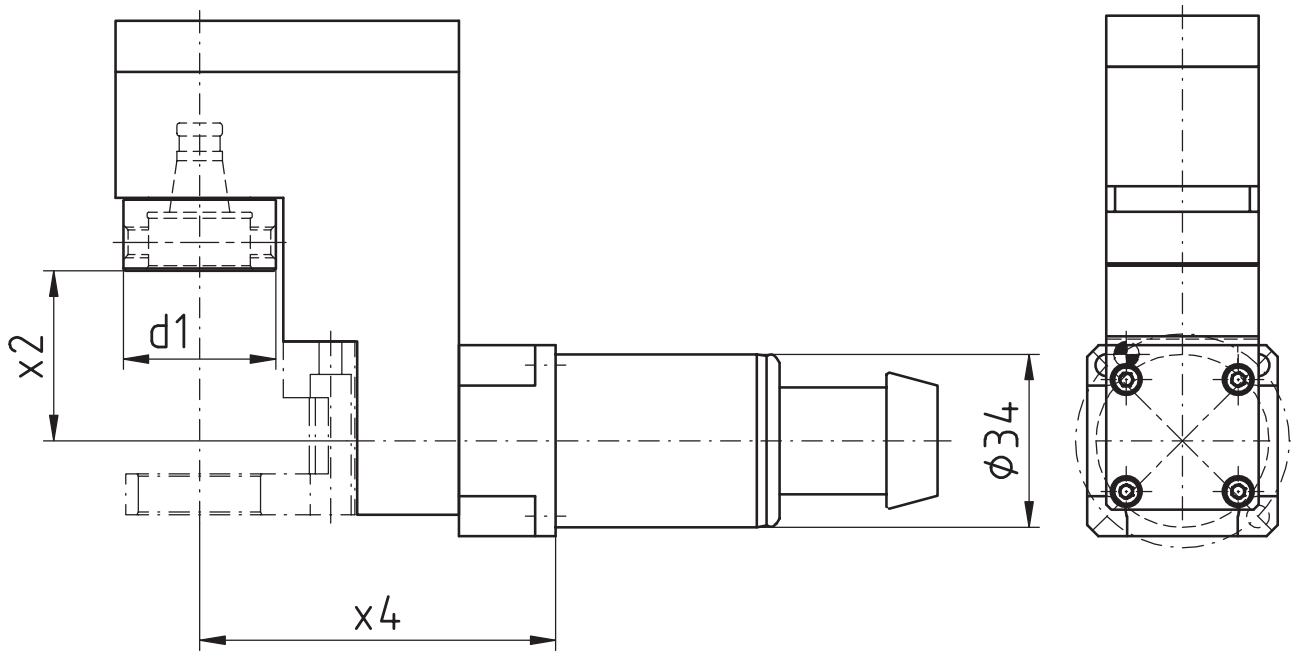

[mm]	[mm]	[mm]	Spindle Broche	[Nm]	[rpm]		Outside cooling Lubrificat. ext.	Internal cooling Lubrificat. cent.	[bar]	Order no. N° de Code
d1	**x2**	**x4**	**Spindel**	**T max**	**n max**	**i**	**Aussenkühlung**	**Innenkühlung**	**p**	**Bestellnummer**
30	33,4	70	WFB 20-12	6	10.000	1:1				MPU.Z34.B20.VA0.MAIK

Modulare Aggregatetechnik

Star

W&F Werkzeugtechnik



Katalog ST-02

Werkzeugtechnik

WFB-Adapterpool

Indications for the customer



Mit den Werkzeughaltern von W&F in statischer oder angetriebener Ausführung und dem WFB-Adaptersystem haben Sie die einzigartige Möglichkeit, für sämtliche Hersteller egal ob im Kurzdrehen, Langdrehen oder Mehrspindeldrehen ein durchgängiges modulares Werkzeugsystem einzusetzen.

The W&F tool holders are in static or driven performance and beyond that, the WFB-adapter system offers you an unique option to use it for every machine manufacturer whether you are manufacturer producing with swiss type lathes, standard turning machines or multispindle turning machines, WFB is suitable.

Star

Axial Bohr- und Fräskopf
Axial drilling and milling head
Outil de perçage et de fraisage axiale

WG 35



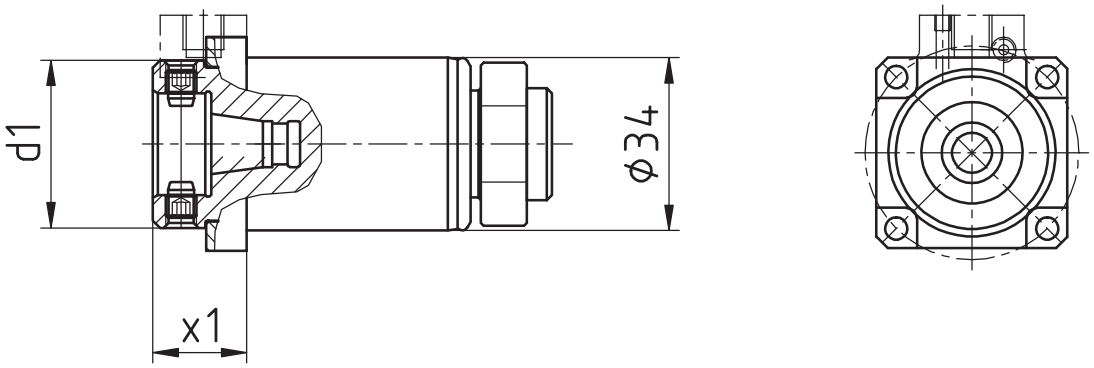

[mm]	[mm]	Spindle Broche	[Nm]	[rpm]		Outside cooling Lubrificat. ext.	Internal cooling Lubrificat. cent.	[bar]	Order no. N° de Code
d1	**x1**	**Spindel**	**T max**	**n max**	**i**	**Aussenkühlung**	**Innenkühlung**	**p**	**Bestellnummer**
33	18,5	WFB 20-12	10	8.000	1:1				MPU.Z34.B20.AA0.SR20
33	18,5	WFB 20-12	10	8.000	1:1	x	x	80	MPU.Z34.B20.AE0.SR20

Passend für Maschine: suitable machines: approprié pour la machine:	ECAS-12/20	SR-20J/ JN	SR-20RIV
	ECAS-32T	SR-20RIII	SV-38R
	SB-12/20R	SR-20RII	SW-20

Ähnlich OEM Nr. similar to OEM no. semblable au OEM nombre	331-50-00



Star

Axial Bohr- und Fräskopf
Axial drilling and milling head
Outil de perçage et de fraisage axiale

WG 35

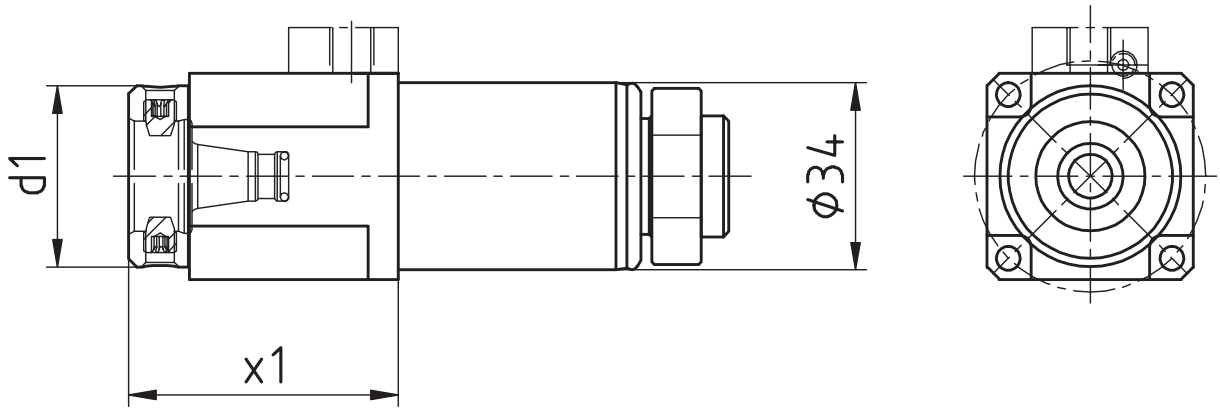

[mm]	[mm]	Spindle Broche	[Nm]	[rpm]		Outside cooling Lubrificat. ext.	Internal cooling Lubrificat. cent.	[bar]	Order no. N° de Code
d1	**x1**	**Spindel**	**T max**	**n max**	**i**	**Aussenkühlung**	**Innenkühlung**	**p**	**Bestellnummer**
33	50	WFB 20-12	10	8.000	1:1				MPU.Z34.B20.AA0.SR20V
33	50	WFB 20-12	10	8.000	1:1	x	x	80	MPU.Z34.B20.AE0.SR20V

Passend für Maschine: suitable machines: approprié pour la machine:	ECAS-12/20	SR-20J/ JN	SR-20RIV
	ECAS-32T	SR-20RIII	SV-38R
	SB-12/20R	SR-20RII	SW-20

Ähnlich OEM Nr. similar to OEM no. semblable au OEM nombre	331-50-00

Star

Axial Bohr- und Fräskopf
Axial drilling and milling head
Outil de perçage et de fraisage axiale

WG 35



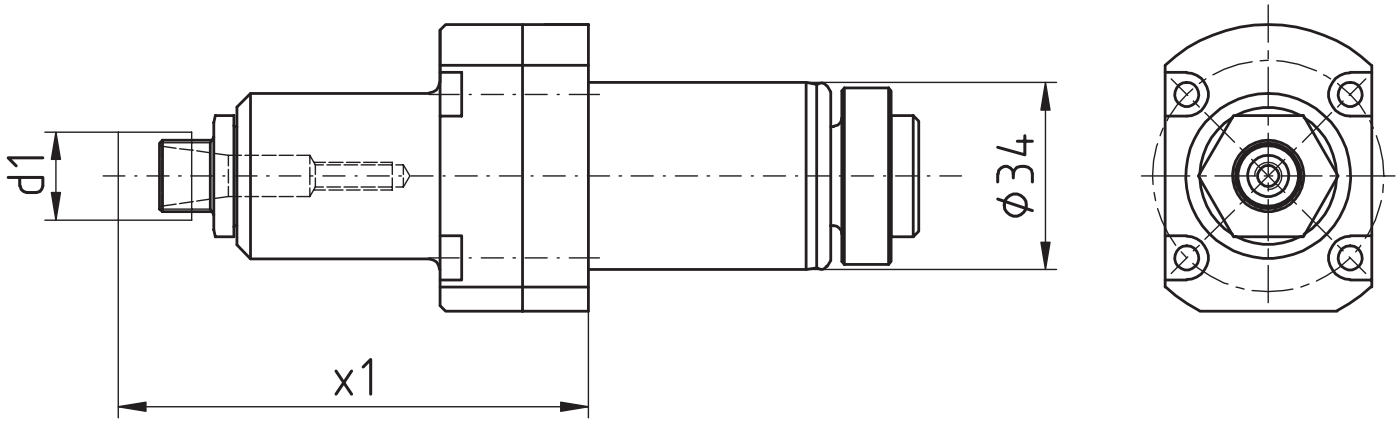

[mm]	[mm]	Spindle Broche	[Nm]	[rpm]		Outside cooling Lubrificat. ext.	Internal cooling Lubrificat. cent.	[bar]	Order no. N° de Code
d1	**x1**	**Spindel**	**T max**	**n max**	**i**	**Aussenkühlung**	**Innenkühlung**	**p**	**Bestellnummer**
16	85,4	ER11 MINI	3	19.200	1:2,4				MPU.Z34.E11.BA0.SR20

Passend für Maschine: suitable machines: approprié pour la machine:	ECAS-12/20	SR-20J/ JN	SR-20RIV
	SB-12/20R	SR-20RIII	SR-32J/ JN
	SR-10J	SR-20RII	SW-12RII

Ähnlich OEM Nr. similar to OEM no. semblable au OEM nombre	331-50-00



Star

Axial Bohr- und Fräskopf
Axial drilling and milling head
Outil de perçage et de fraisage axiale

WG 35

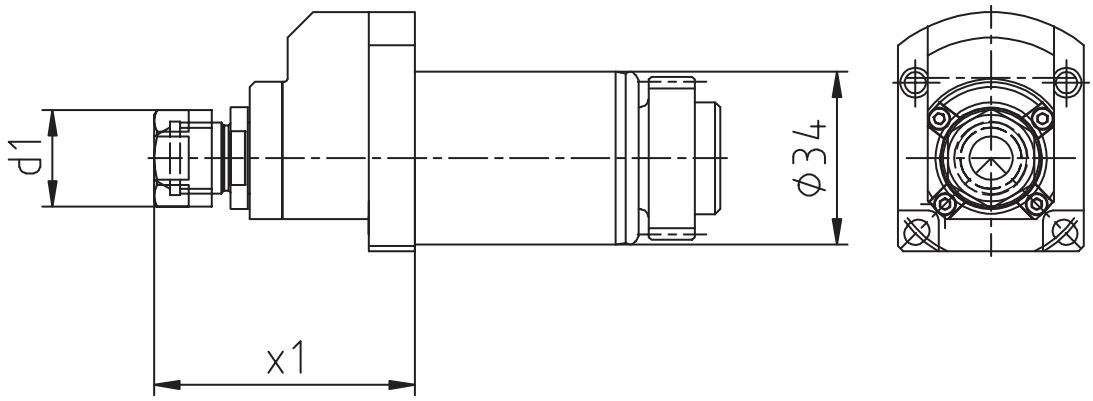

[mm]	[mm]	Spindle Broche	[Nm]	[rpm]		Outside cooling Lubrificat. ext.	Internal cooling Lubrificat. cent.	[bar]	Order no. N° de Code
d1	**x1**	**Spindel**	**T max**	**n max**	**i**	**Aussenkühlung**	**Innenkühlung**	**p**	**Bestellnummer**
19	51,2	ER11	2	32.000	1:4				MPU.Z34.E11.BA0.SR20.I4

Passend für Maschine: suitable machines: approprié pour la machine:	ECAS-12/20	SR-20J/ JN	SR-20RIV
	ECAS-32T	SR-20RIII	SV-38R
	SB-12/20R	SR-20RII	SW-20

Ähnlich OEM Nr. similar to OEM no. semblable au OEM nombre	331-50-00

Star

Radial Bohr- und Fräskopf
Radial drilling and milling head
Outil de perçage et de fraisage radiale

WG 35



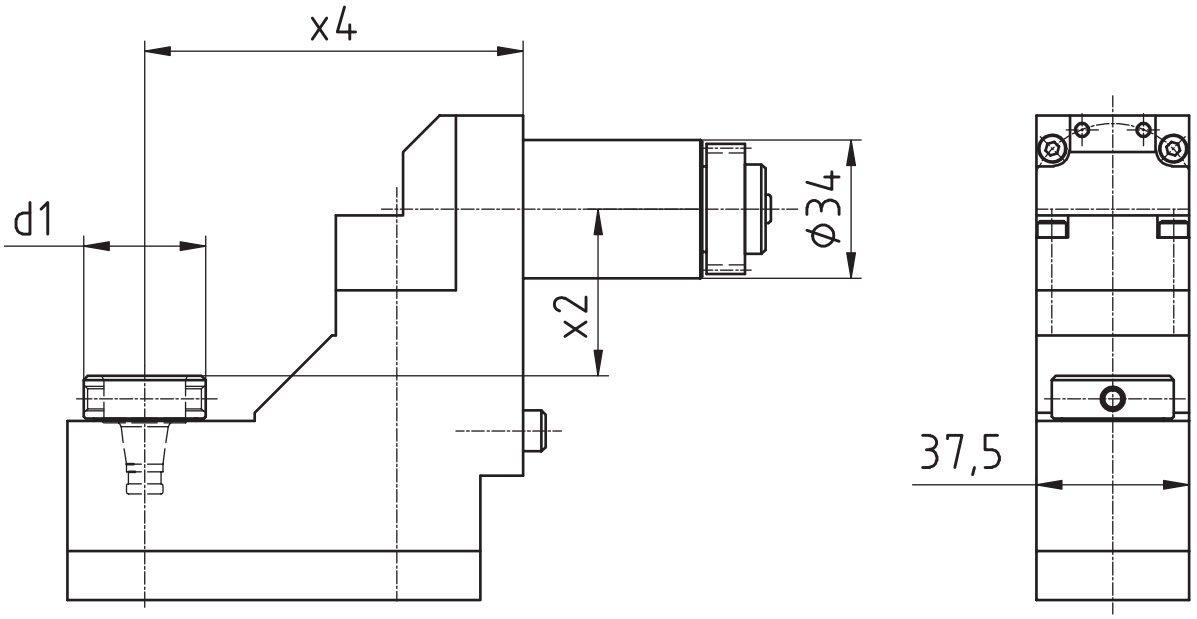

[mm]	[mm]	[mm]	Spindle Broche	[Nm]	[rpm]		Outside cooling Lubrificat. ext.	Internal cooling Lubrificat. cent.	[bar]	Order no. N° de Code
d1	**x2**	**x4**	**Spindel**	**T max**	**n max**	**i**	**Aussenkühlung**	**Innenkühlung**	**p**	**Bestellnummer**
30	41	93	WFB 20-12	8	8.000	1:1				MPU.Z34.B20.581-52-00

Passend für Maschine: suitable machines: approprié pour la machine:	ECAS-12/20	SR-20J/ JN	SR-20RIV
	SB-12/20R	SR-20RIII	SR-32J/ JN
	SR-10J	SR-20RII	SW-12RII

Ähnlich OEM Nr. similar to OEM no. semblable au OEM nombre	581-52-00

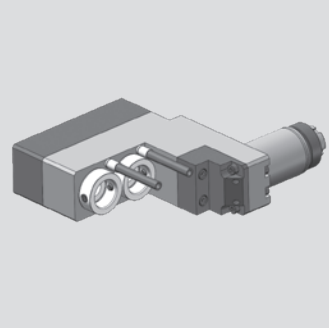

Star

Radial Bohr- und Fräskopf
Radial drilling and milling head
Outil de perçage et de fraisage radiale

WG 35

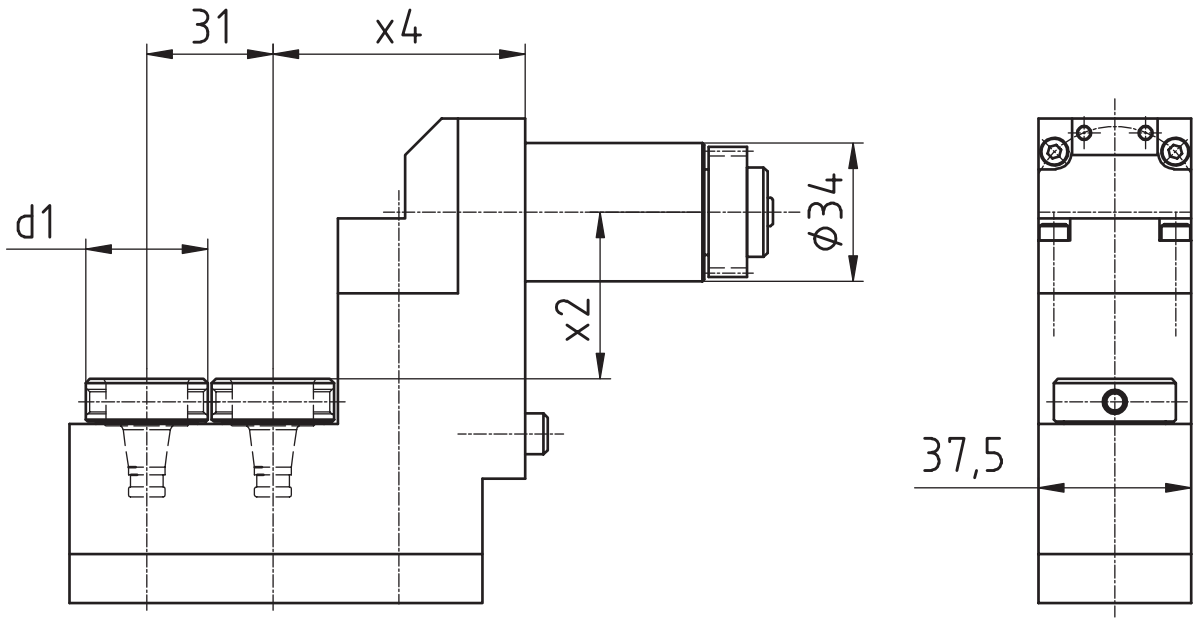

[mm]	[mm]	[mm]	Spindle Broche	[Nm]	[rpm]		Outside cooling Lubrificat. ext.	Internal cooling Lubrificat. cent.	[bar]	Order no. N° de Code
d1	**x2**	**x4**	**Spindel**	**T max**	**n max**	**i**	**Aussenkühlung**	**Innenkühlung**	**p**	**Bestellnummer**
30	41	62	WFB 20-12	8	8.000	1:1				MPU.Z34.B20.541-51-00
30	41	62	WFB 20-12	8	8.000	1:1	x	x	80	MPU.Z34.B20.541-51-IK

Passend für Maschine: suitable machines: approprié pour la machine:	SB-12/20R SR-20J/ JN SR-20RIII	SR-20RII SR-20RIV

Ähnlich OEM Nr. similar to OEM no. semblable au OEM nombre	541-51-00

Star

Radial Bohr- und Fräskopf
Radial drilling and milling head
Outil de perçage et de fraisage radiale

WG 35



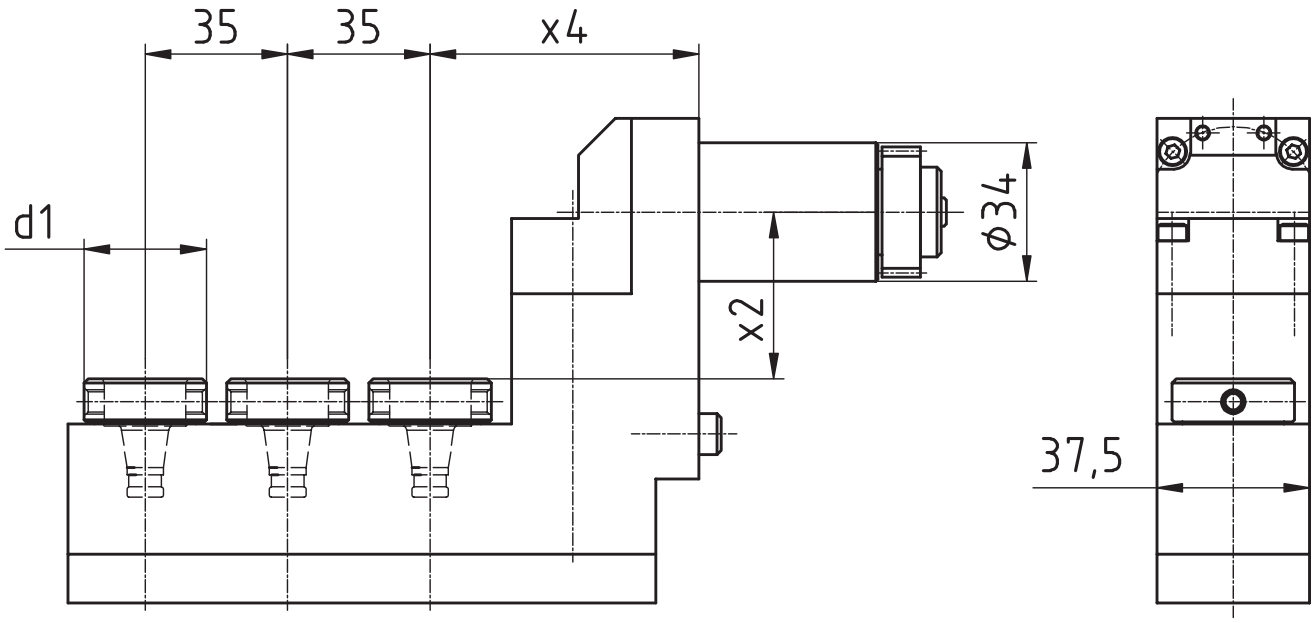

[mm]	[mm]	[mm]	Spindle Broche	[Nm]	[rpm]		Outside cooling Lubrificat. ext.	Internal cooling Lubrificat. cent.	[bar]	Order no. N° de Code
d1	**x2**	**x4**	**Spindel**	**T max**	**n max**	**i**	**Aussenkühlung**	**Innenkühlung**	**p**	**Bestellnummer**
30	41	66	WFB 20-12	8	8.000	1:1				MPU.Z34.B20.661-51-00

Passend für Maschine: suitable machines: approprié pour la machine:	SB-12/20R SR-20J/ JN SR-20RIII	SR-20RII SR-20RIV

Ähnlich OEM Nr. similar to OEM no. semblable au OEM nombre	661-51-00



Star

Radial-Bohr- und Fräskopf (Mehrkantschlagen)
radial drilling and milling head (polyhedral beat)
Outil Rotatif Radial de Pertage et de Fraisage (battement polyedrique)

WG 35

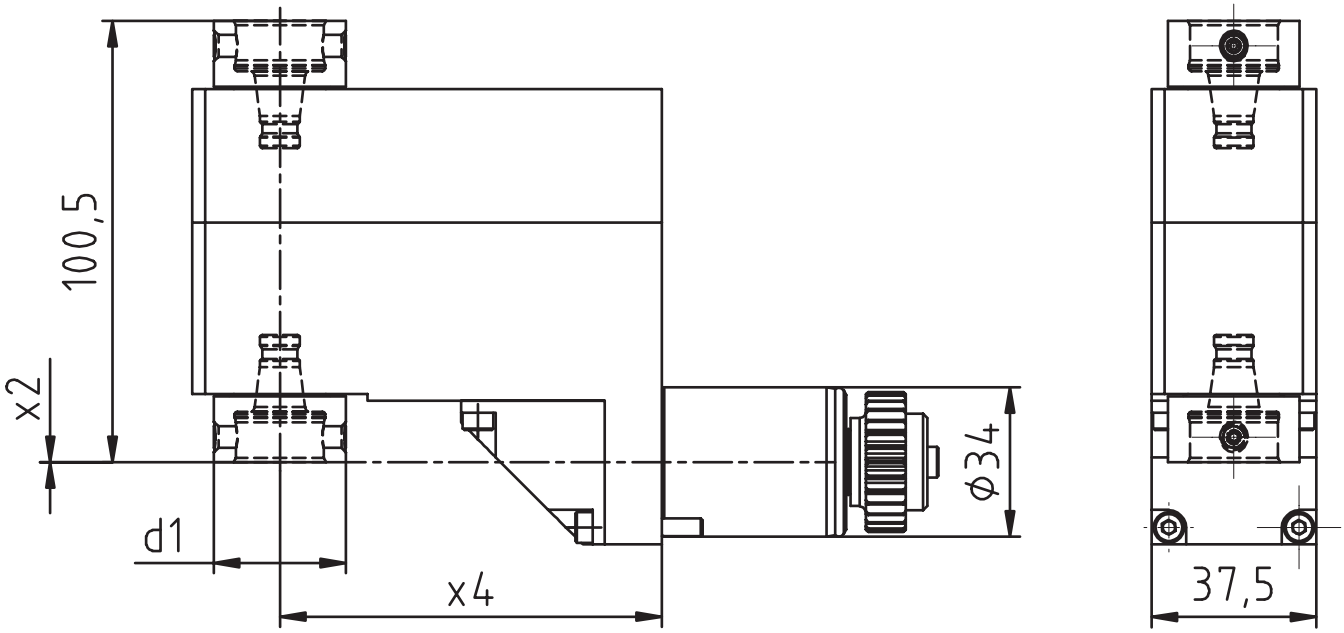

[mm]	[mm]	[mm]	Spindle Broche	[Nm]	[rpm]		Outside cooling Lubrificat. ext.	Internal cooling Lubrificat. cent.	[bar]	Order no. N° de Code
d1	**x2**	**x4**	**Spindel**	**T max**	**n max**	**i**	**Aussenkühlung**	**Innenkühlung**	**p**	**Bestellnummer**
30	0	87	WFB 20-12	13	8.000	1:1				MPU.Z34.0900.SR20

Passend für Maschine: suitable machines: approprié pour la machine:	ECAS-12/20	SR-20J/ JN	SR-20RIV
	SB-12/20R	SR-20RIII	SR-32J/ JN
	SR-10J	SR-20RII	SW-12RII

Ähnlich OEM Nr. similar to OEM no. semblable au OEM nombre	221-56-00

Star

Radial Bohr- und Fräskopf
Radial drilling and milling head
Outil de perçage et de fraisage radiale

WG 35

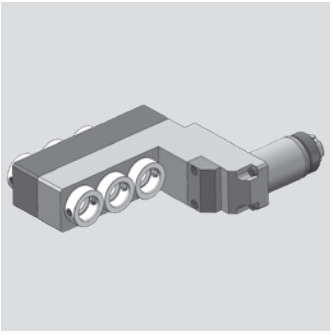

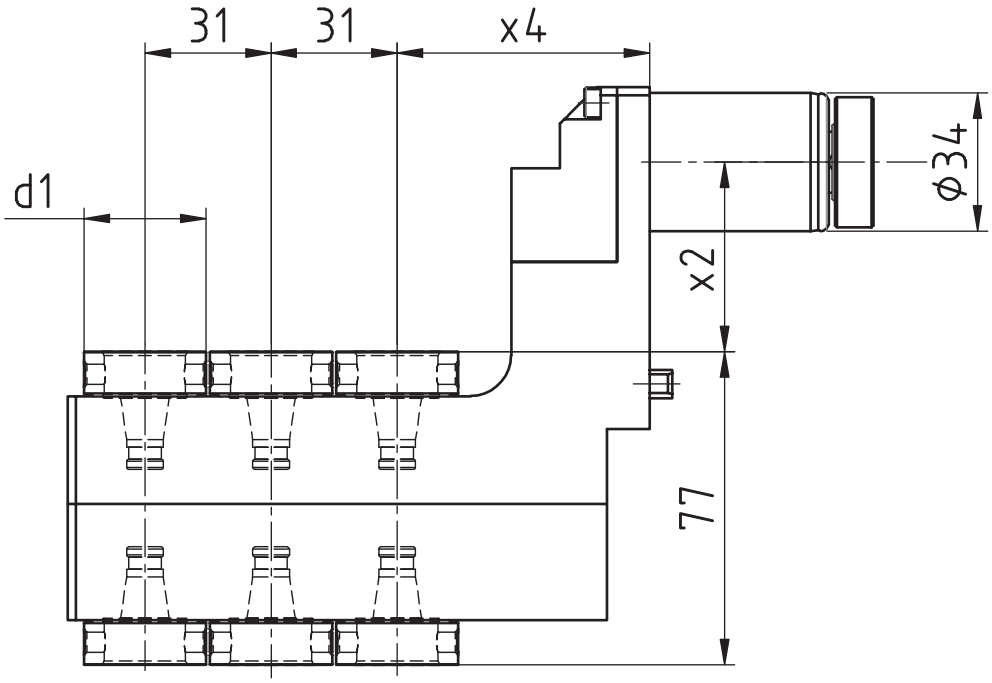

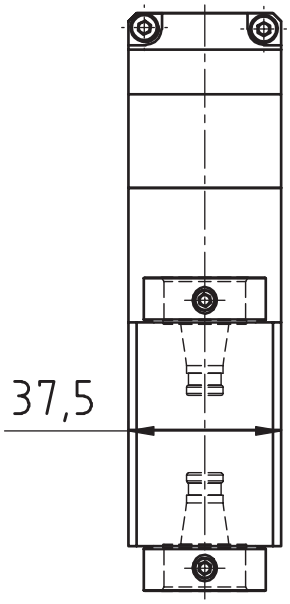

[mm]	[mm]	[mm]	Spindle Broche	[Nm]	[rpm]		Outside cooling Lubrificat. ext.	Internal cooling Lubrificat. cent.	[bar]	Order no. N° de Code
d1	**x2**	**x4**	**Spindel**	**T max**	**n max**	**i**	**Aussenkühlung**	**Innenkühlung**	**p**	**Bestellnummer**
30	46,5	62	WFB 20-12	8	8.000	1:1				MPU.Z34.B20.6A0.0M1-55

Passend für Maschine: suitable machines: approprié pour la machine:	SR-20J/ JN SR-20RIV SR-20RIII SR-20RII

Ähnlich OEM Nr. similar to OEM no. semblable au OEM nombre	OM1-55

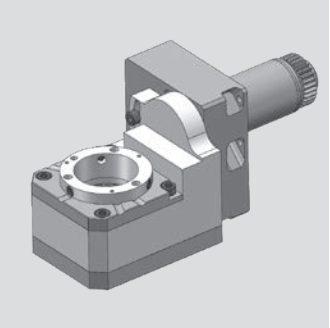

Star

Gewindewirbelapparat modular
Thread whirling unit
Unité de tourbillonnement

WG 35

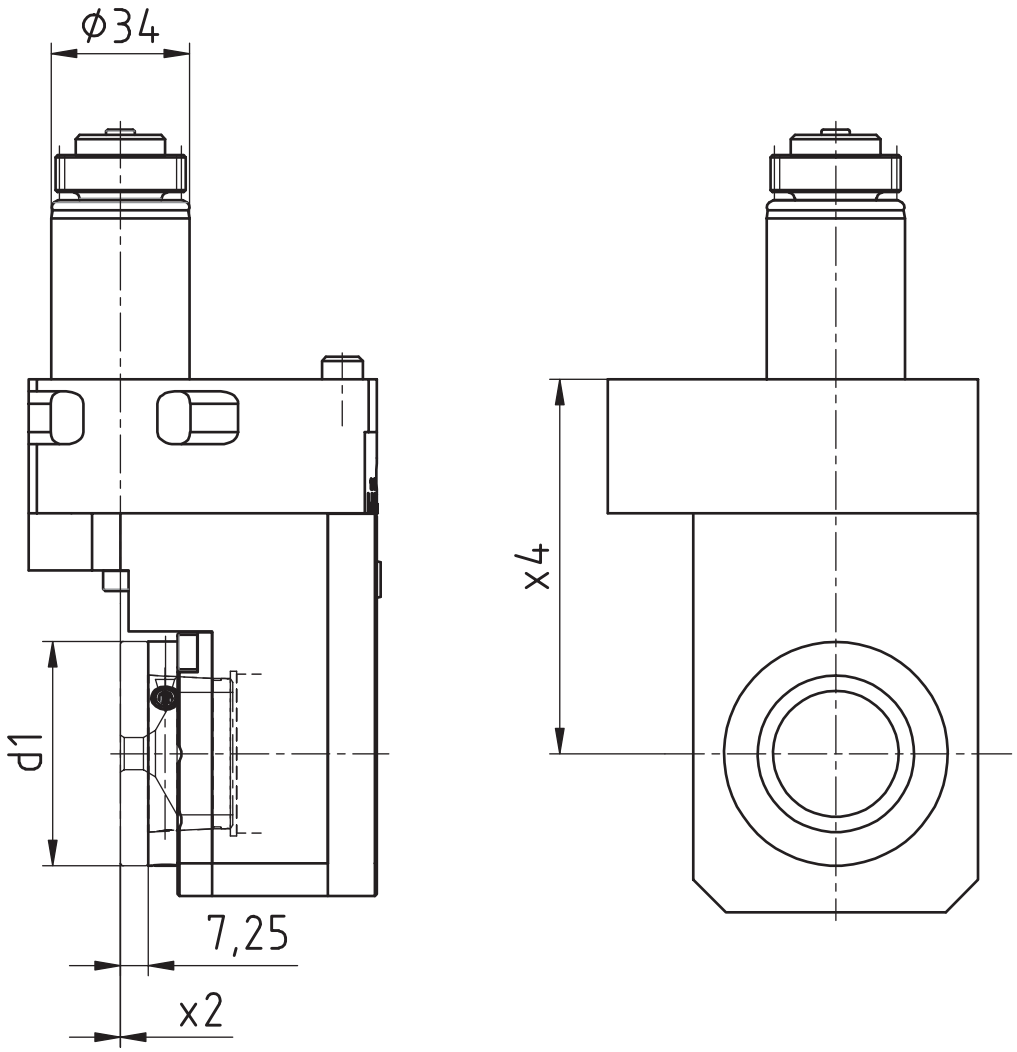

[mm]	[mm]	[mm]	Spindle Broche	[Nm]	[rpm]		Outside cooling Lubrificat. ext.	Internal cooling Lubrificat. cent.	[bar]	Order no. Nº de Code
d1	**x2**	**x4**	**Spindel**	**T max**	**n max**	**i**	**Aussenkühlung**	**Innenkühlung**	**p**	**Bestellnummer**
54	0	92	WFW 50	16	4.000	2:1	x			MPU.Z34.M0800.SR20

Passend für Maschine: suitable machines: approprié pour la machine:	ECAS-12/20	SR-20J/JN	R-20RIV
	SB-12/20R	SR-20RIII	R-32J/JN
	SR-10J	SR-20RII	SW-12RII

Ähnlich OEM Nr. similar to OEM no. semblable au OEM nombre	541-78-00

Star

Axial Bohr- und Fräskopf
Axial drilling and milling head
Outil de perçage et de fraisage axiale

WG 35



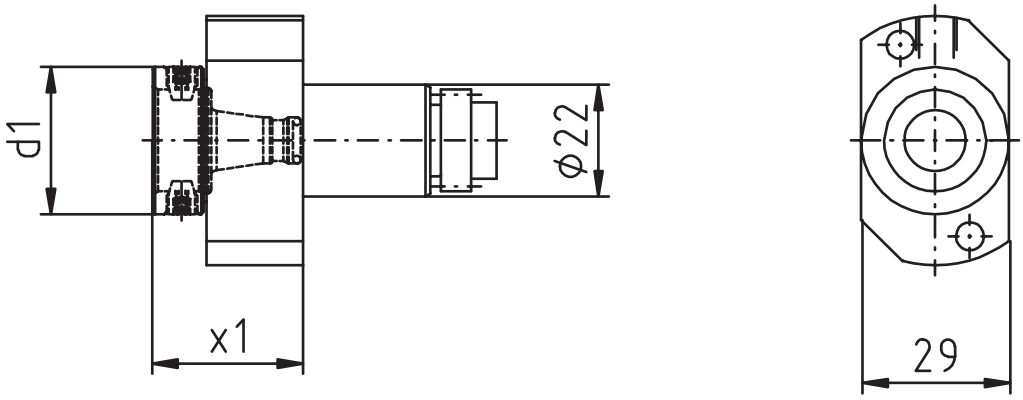

[mm]	[mm]	Spindle Broche	[Nm]	[rpm]		Outside cooling Lubrificat. ext.	Internal cooling Lubrificat. cent.	[bar]	Order no. N° de Code
d1	**x1**	**Spindel**	**T max**	**n max**	**i**	**Aussenkühlung**	**Innenkühlung**	**p**	**Bestellnummer**
29	29,5	WFB 20-12	10	8.000	1:1				MPU.Z22.B20.541-61-00
29	29,5	WFB 20-12	10	8.000	1:1	x	x	80	MPU.Z22.B20.541-61-IK

Passend für Maschine: suitable machines: approprié pour la machine:	ECAS-12/20	SR-20J/ JN	SR-20RIV
	SB-12/20R	SR-20RIII	SR-32J/ JN
	SR-10J	SR-20RII	SW-12RII

Ähnlich OEM Nr. similar to OEM no. semblable au OEM nombre	541-61-00



Star

Axial Bohr- und Fräskopf
Axial drilling and milling head
Outil de perçage et de fraisage axiale

WG 35

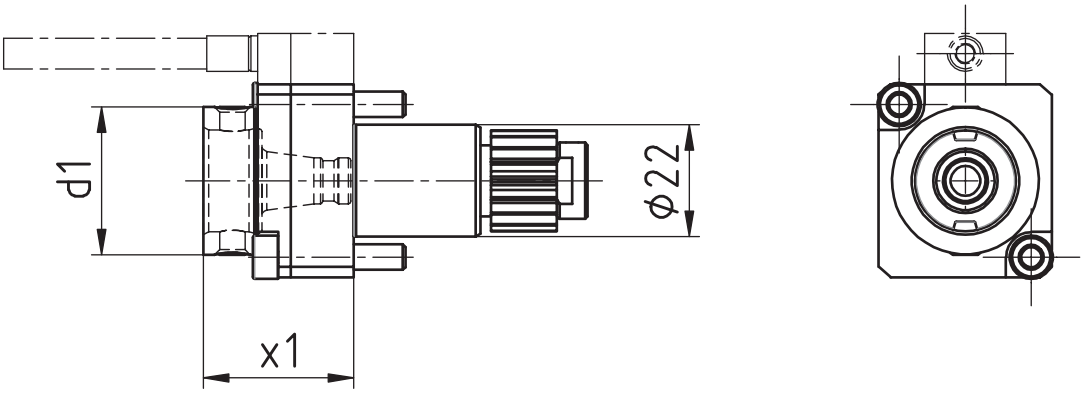

[mm]	[mm]	Spindle	[Nm]	[rpm]		Outside cooling	Internal cooling	[bar]	Order no.
		Broche				Lubrificat. ext.	Lubrificat. cent.		Nº de Code
d1	**x1**	**Spindel**	**T max**	**n max**	**i**	**Aussenkühlung**	**Innenkühlung**	**p**	**Bestellnummer**
30	29,5	WFB 20-12	10	8.000	1:1				MPU.Z22.B20.AA0.OR-61
30	29,5	WFB 20-12	10	8.000	1:1	x	x	80	MPU.Z22.B20.AE0.OR-61

Passend für Maschine: suitable machines: approprié pour la machine:	SB-12/20R	SR-38(Type A/B)
	SR-20RIV	SV-12RII
	SR-32J/ JN	SW20

Ähnlich OEM Nr. similar to OEM no. semblable au OEM nombre	OR-61

Star

Axial Bohr- und Fräskopf
Axial drilling and milling head
Outil de perçage et de fraisage axiale

WG 35



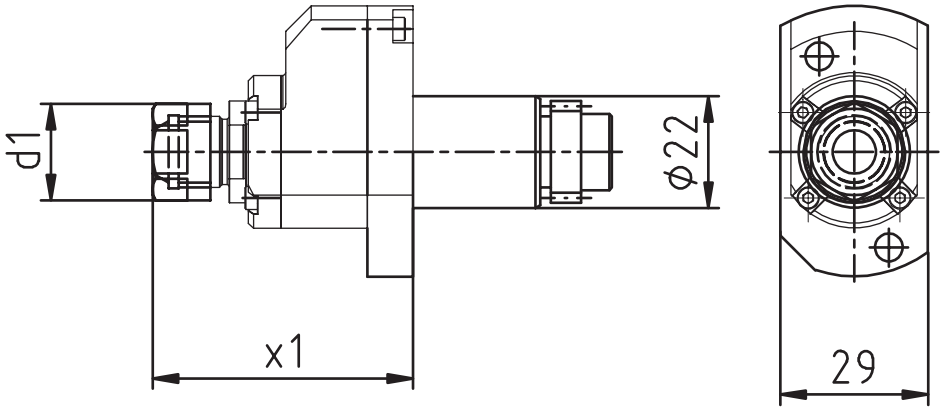

[mm]	[mm]	Spindle	[Nm]	[rpm]		Outside cooling	Internal cooling	[bar]	Order no.
		Broche				Lubrificat. ext.	Lubrificat. cent.		N° de Code
d1	**x1**	**Spindel**	**T max**	**n max**	**i**	**Aussenkühlung**	**Innenkühlung**	**p**	**Bestellnummer**
19	51,2	ER11	2	32.000	1:4				MPU.Z22.E11.BA0.SR20

Passend für Maschine: suitable machines: approprié pour la machine:	ECAS-12/20	SR-20J/JN	SR-20RIV
	SB-12/20R	SR-20RIII	SR-32J/JN
	SR-10J	SR-20RII	SW-12RII

Ähnlich OEM Nr. similar to OEM no. semblable au OEM nombre	541-61-00



Star

Radial Bohr- und Fräskopf
Radial drilling and milling head
Outil de perçage et de fraisage radiale

WG 35

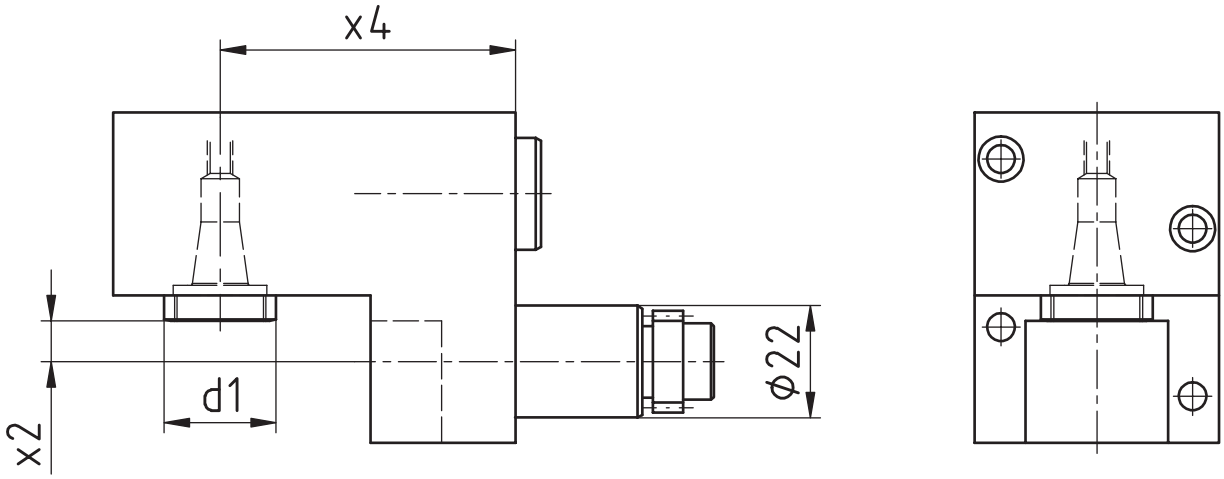

[mm]	[mm]	[mm]	Spindle Broche	[Nm]	[rpm]		Outside cooling Lubrificat. ext.	Internal cooling Lubrificat. cent.	[bar]	Order no. N° de Code
d1	**x2**	**x4**	**Spindel**	**T max**	**n max**	**i**	**Aussenkühlung**	**Innenkühlung**	**p**	**Bestellnummer**
22	8	58	ER11	10	8.000	1:1				MPU.Z22.E11.VA0.SR20

Passend für Maschine: suitable machines: approprié pour la machine:	ECAS-12/20	SR-20J/JN	SR-20TIV
	SB-12/20R	SR20-RIII	SR-32J/JN
	SR-10J	SR20-RII	SW-12RII

Ähnlich OEM Nr.
similar to OEM no.
semblable au OEM nombre

Star

Radial Bohr- und Fräskopf
Radial drilling and milling head
Outil de perçage et de fraisage radiale

WG 35



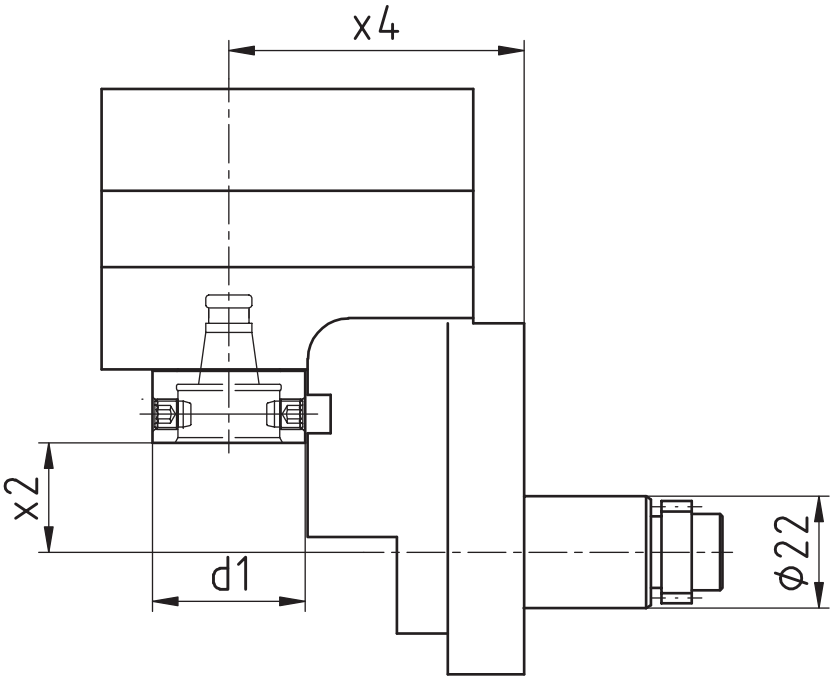

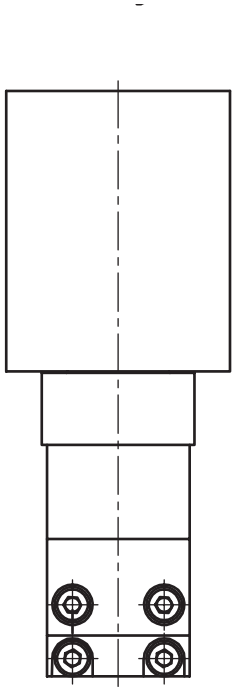

[mm]	[mm]	[mm]	Spindle Broche	[Nm]	[rpm]		Outside cooling Lubrificat. ext.	Internal cooling Lubrificat. cent.	[bar]	Order no. N° de Code
d1	**x2**	**x4**	**Spindel**	**T max**	**n max**	**i**	**Aussenkühlung**	**Innenkühlung**	**p**	**Bestellnummer**
30	21,5	84,5	WFB 20-12	13	4.000	2:1				MPU.Z22.B20.WA0.SR20

Passend für Maschine: suitable machines: approprié pour la machine:	ECAS-12/20	SR-20J/JN	SR-20TIV
	SB-12/20R	SR20-RIII	SR-32J/JN
	SR-10J	SR20-RII	SW-12RII

Ähnlich OEM Nr.
similar to OEM no.
semblable au OEM nombre



Star

Radial Bohr- und Fräskopf
Radial drilling and milling head
Outil de perçage et de fraisage radiale

WG 35

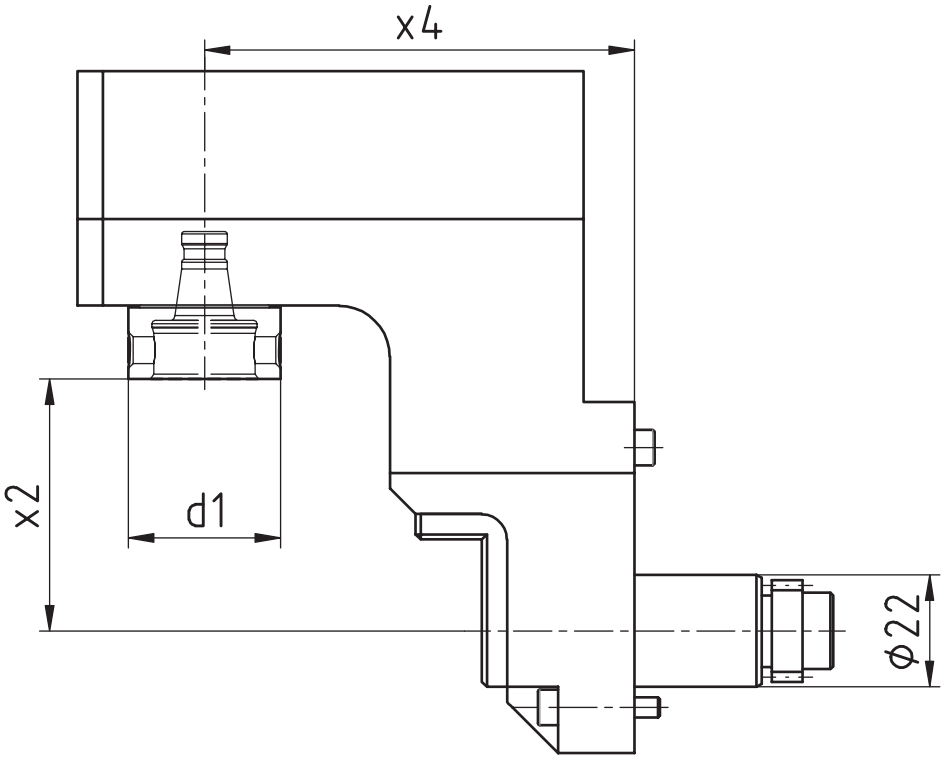

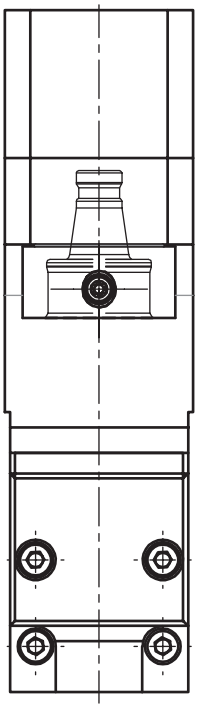

[mm]	[mm]	[mm]	Spindle Broche	[Nm]	[rpm]		Outside cooling Lubrificat. ext.	Internal cooling Lubrificat. cent.	[bar]	Order no. N° de Code
d1	**x2**	**x4**	**Spindel**	**T max**	**n max**	**i**	**Aussenkühlung**	**Innenkühlung**	**p**	**Bestellnummer**
30	49,5	84,5	WFB 20-12	10	8.000	1:1				MPU.Z22.B20.RA0.OR1-51

Passend für Maschine: suitable machines: approprié pour la machine:	ECAS-12/20	SR-20J/JN	SR-20TIV
	SB-12/20R	SR20-RIII	SR-32J/JN
	SR-10J	SR20-RII	SW-12RII

Ähnlich OEM Nr. similar to OEM no. semblable au OEM nombre	OR1-51

Star

Axial Bohr- und Fräskopf
Axial drilling and milling head
Outil de perçage et de fraisage axiale

WG 35



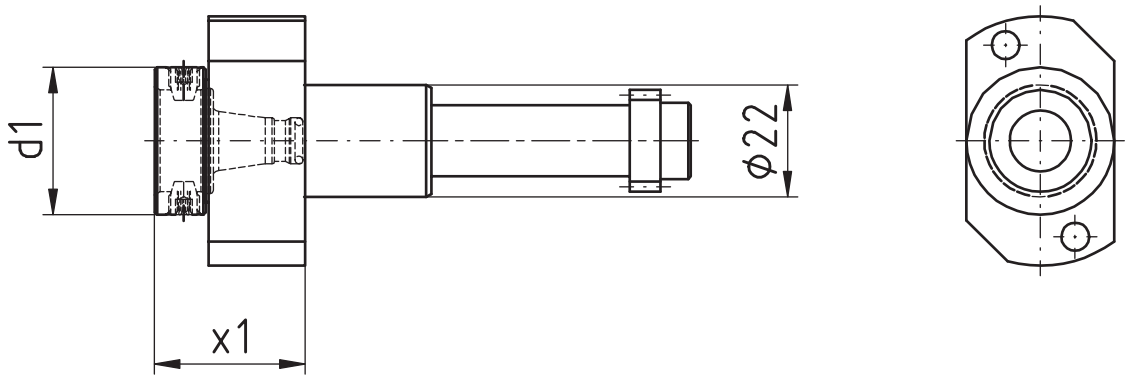

[mm]	[mm]	Spindle Broche	[Nm]	[rpm]		Outside cooling Lubrificat. ext.	Internal cooling Lubrificat. cent.	[bar]	Order no. N° de Code
d1	**x1**	**Spindel**	**T max**	**n max**	**i**	**Aussenkühlung**	**Innenkühlung**	**p**	**Bestellnummer**
29	29,5	WFB 20-12	10	12.000	1:1				MPU.Z22.B20.101-52-00

Passend für Maschine: suitable machines: approprié pour la machine:	SW-12RII

Ähnlich OEM Nr. similar to OEM no. semblable au OEM nombre	101-52-00



Star

Axial Bohr- und Fräskopf
Axial drilling and milling head
Outil de perçage et de fraisage axiale

WG 35

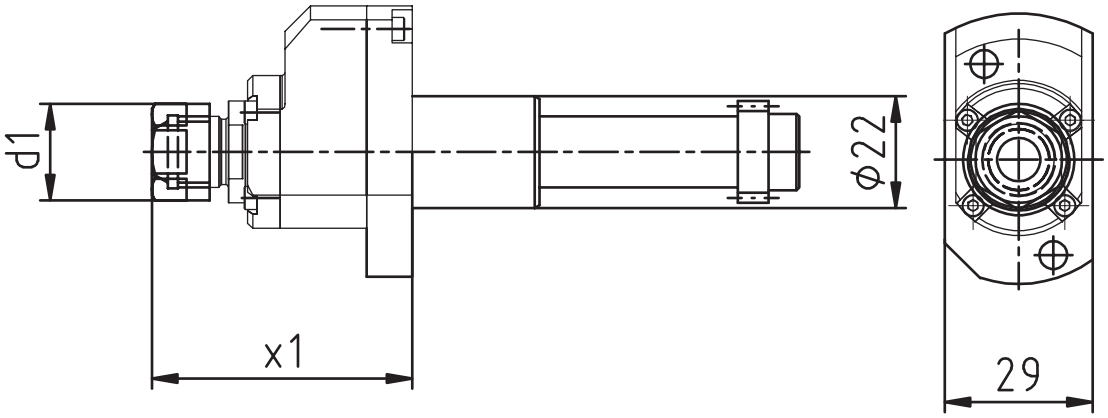

[mm]	[mm]	Spindle Broche	[Nm]	[rpm]		Outside cooling Lubrificat. ext.	Internal cooling Lubrificat. cent.	[bar]	Order no. N° de Code
d1	**x1**	**Spindel**	**T max**	**n max**	**i**	**Aussenkühlung**	**Innenkühlung**	**p**	**Bestellnummer**
19	51,2	ER11	2	32.000	1:4				MPU.Z22.E11.BA0.101-52

Passend für Maschine: suitable machines: approprié pour la machine:	SW-12RII

Ähnlich OEM Nr. similar to OEM no. semblable au OEM nombre	101-52-00

Star

Axial Bohr- und Fräskopf
Axial drilling and milling head
Outil de perçage et de fraisage axiale

WG 35



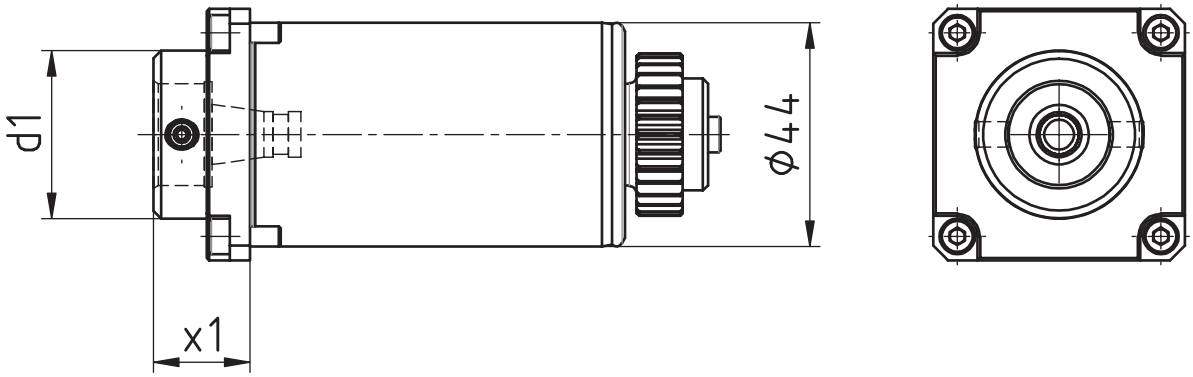

[mm]	[mm]	Spindle Broche	[Nm]	[rpm]		Outside cooling Lubrificat. ext.	Internal cooling Lubrificat. cent.	[bar]	Order no. Nº de Code
d1	**x1**	**Spindel**	**T max**	**n max**	**i**	**Aussenkühlung**	**Innenkühlung**	**p**	**Bestellnummer**
30	19	WFB 20-12	16	6.000	1:1				MPU.Z44.B20.101-68-00

Passend für Maschine: suitable machines: approprié pour la machine:	SR-38(Type A/B)

Ähnlich OEM Nr. similar to OEM no. semblable au OEM nombre	101-68-00

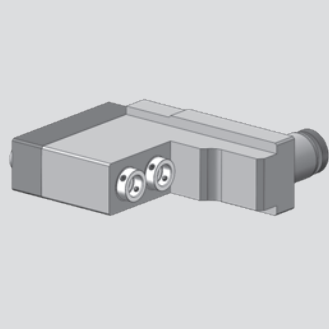

Star

Radial Bohr- und Fräskopf
Radial drilling and milling head
Outil de perçage et de fraisage radiale

WG 35

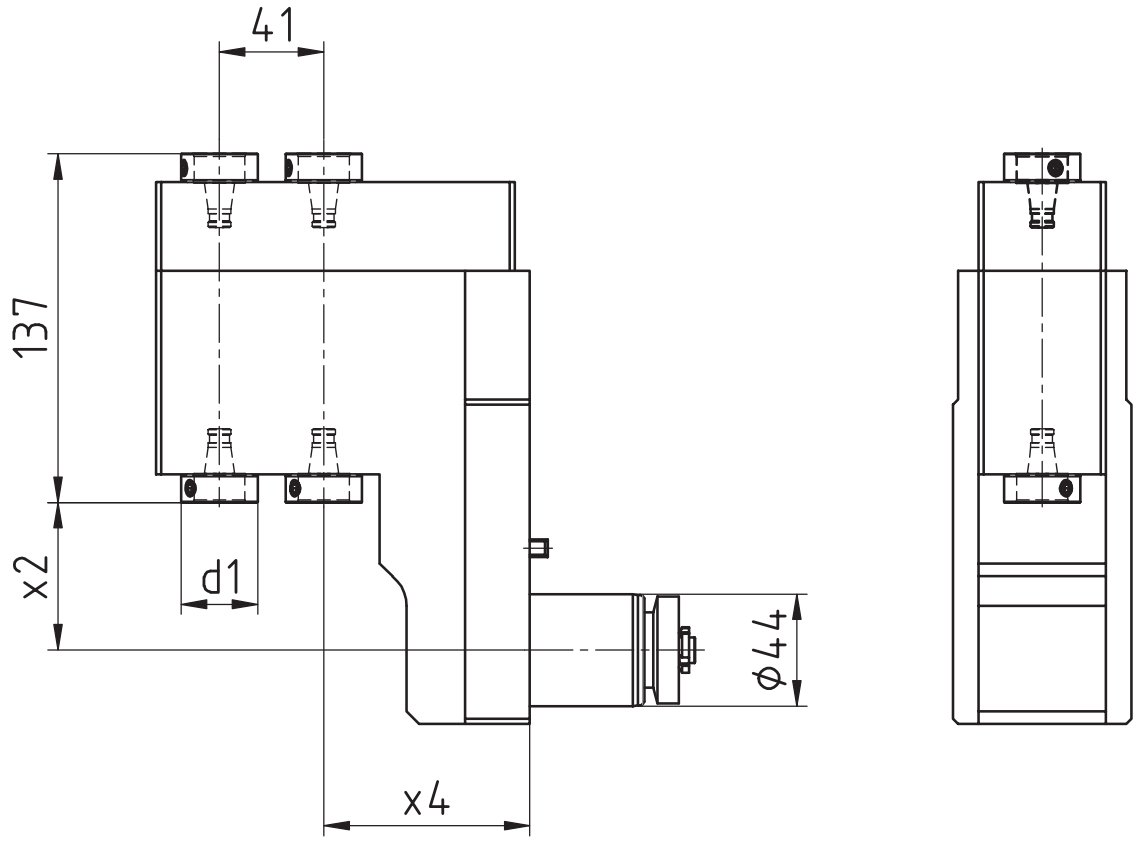

[mm]	[mm]		Spindle Broche	[Nm]	[rpm]		Outside cooling Lubrificat. ext.	Internal cooling Lubrificat. cent.	[bar]	Order no. N° de Code
d1	**x1**		**Spindel**	**T max**	**n max**	**i**	**Aussenkühlung**	**Innenkühlung**	**p**	**Bestellnummer**
30	53,5	81	WFB 20-12	16	6.000	1:1				MPU.Z44.B20.101-69-00

Passend für Maschine: suitable machines: approprié pour la machine:	SR-38(Type A/B)

Ähnlich OEM Nr. similar to OEM no. semblable au OEM nombre	101-69-00

Star

Gewindewirbelapparat modular
Thread whirling unit
Unité de tourbillonnement

WG 35

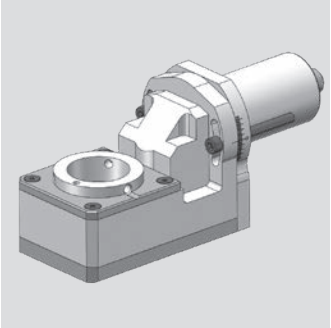

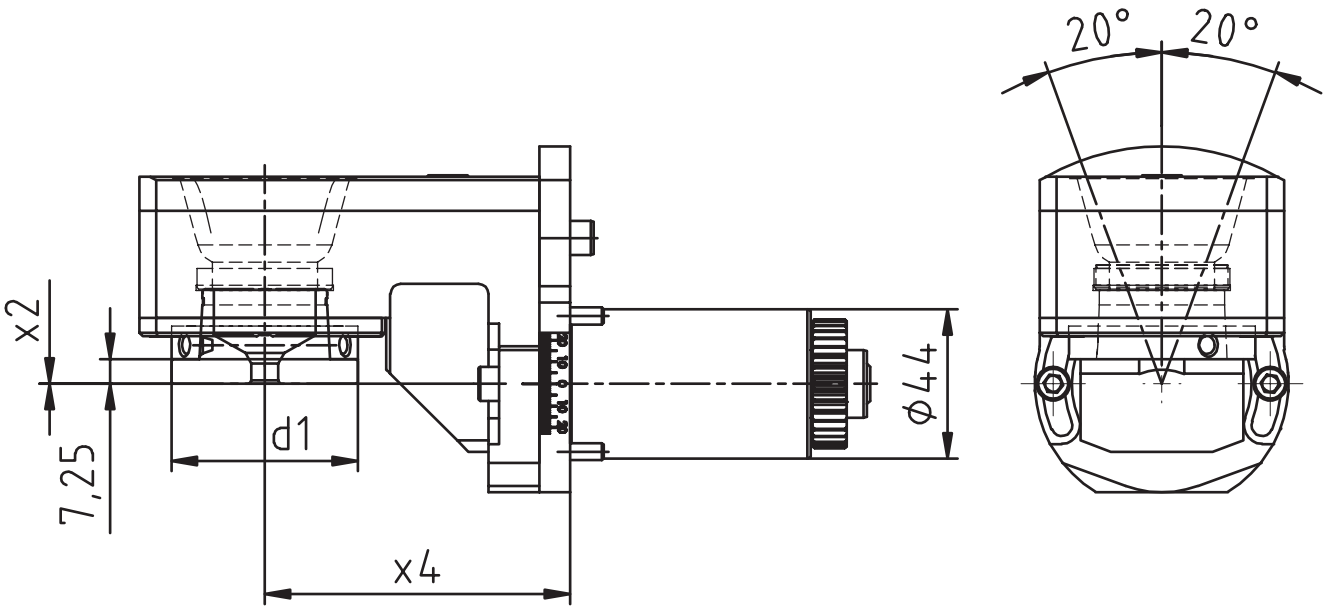

[mm]	[mm]	[mm]	Spindle Broche	[Nm]	[rpm]		Outside cooling Lubrificat. ext.	Internal cooling Lubrificat. cent.	[bar]	Order no. N° de Code
d1	**x2**	**x4**	**Spindel**	**T max**	**n max**	**i**	**Aussenkühlung**	**Innenkühlung**	**p**	**Bestellnummer**
54	0	90	WFW 50	16	6.000	1:1	x			MPU.Z44.M0800.SR38

Passend für Maschine: suitable machines: approprié pour la machine:	SR-38(Type A/B)

Ähnlich OEM Nr. similar to OEM no. semblable au OEM nombre	101-72-00



Star

Radial-Bohr- und Fräskopf (Mehrkantschlagen)
radial drilling and milling head (polyhedral beat)
Outil Rotatif Radial de Pertage et de Fraisage (battement polyedrique)

WG 35

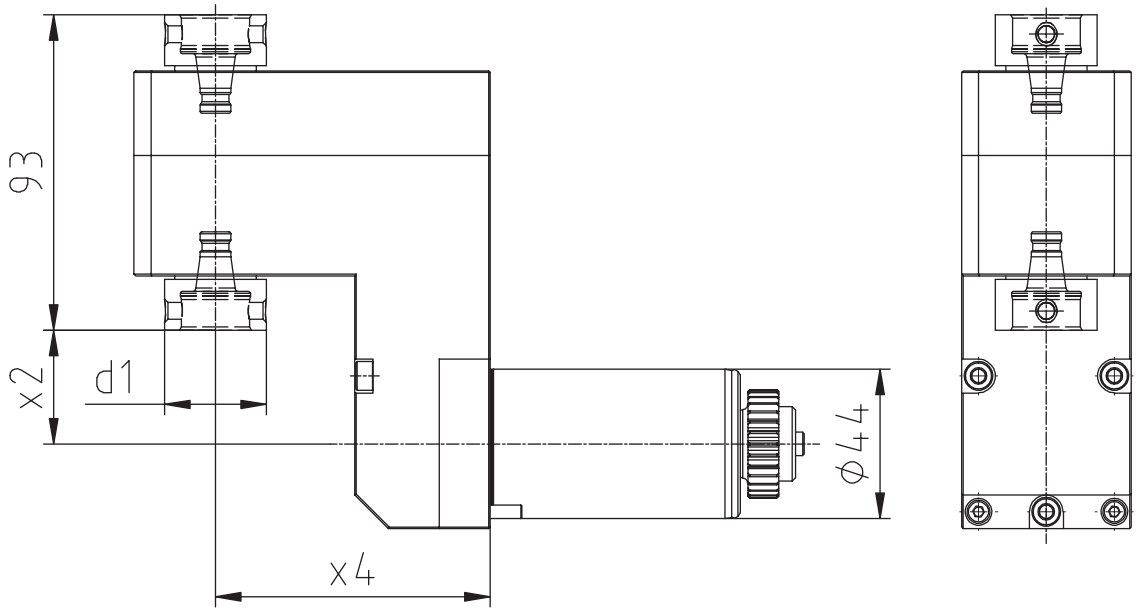

[mm]	[mm]	[mm]	Spindle Broche	[Nm]	[rpm]		Outside cooling Lubrificat. ext.	Internal cooling Lubrificat. cent.	[bar]	Order no. N° de Code
d1	**x2**	**x4**	**Spindel**	**T max**	**n max**	**i**	**Aussenkühlung**	**Innenkühlung**	**p**	**Bestellnummer**
30	33,5	81	WFB 20-12	16	6.000	1:1				MPU.Z44.0900.SR38

Passend für Maschine: suitable machines: approprié pour la machine:	SR-38

Ähnlich OEM Nr. similar to OEM no. semblable au OEM nombre	101-71-00

Star

Axial Bohr- und Fräskopf
Axial drilling and milling head
Outil de perçage et de fraisage axiale

WG 35



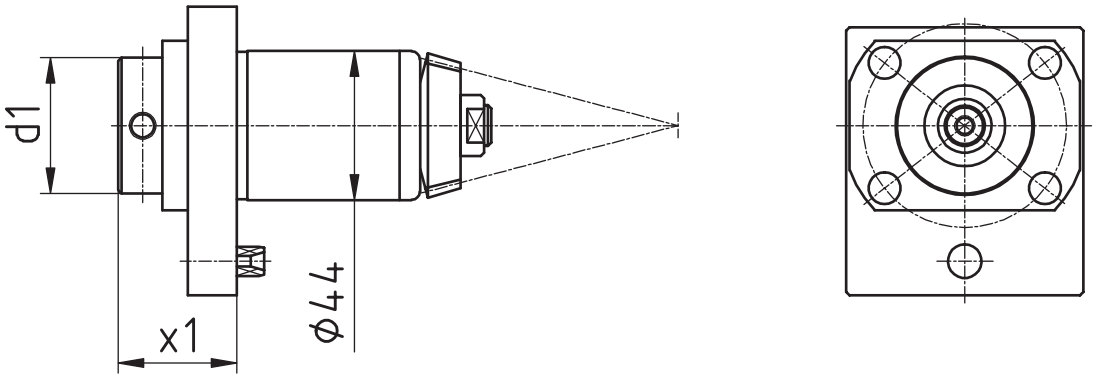

[mm]	[mm]	Spindle Broche	[Nm]	[rpm]		Outside cooling Lubrificat. ext.	Internal cooling Lubrificat. cent.	[bar]	Order no. N° de Code
d1	**x1**	**Spindel**	**T max**	**n max**	**i**	**Aussenkühlung**	**Innenkühlung**	**p**	**Bestellnummer**
40	35	WFB 24-16	32	8.000	1:1				MPU.Z44.B24.201-50-00
40	35	WFB 24-16	32	8.000	1:1	x	x	80	MPU.Z44.B24.201-50-IK

Passend für Maschine: suitable machines: approprié pour la machine:	ECAS-32T ST-38 SV-38R

Ähnlich OEM Nr. similar to OEM no. semblable au OEM nombre	201-50-00



Star

Radial Bohr- und Fräskopf
Radial drilling and milling head
Outil de perçage et de fraisage radiale

WG 35

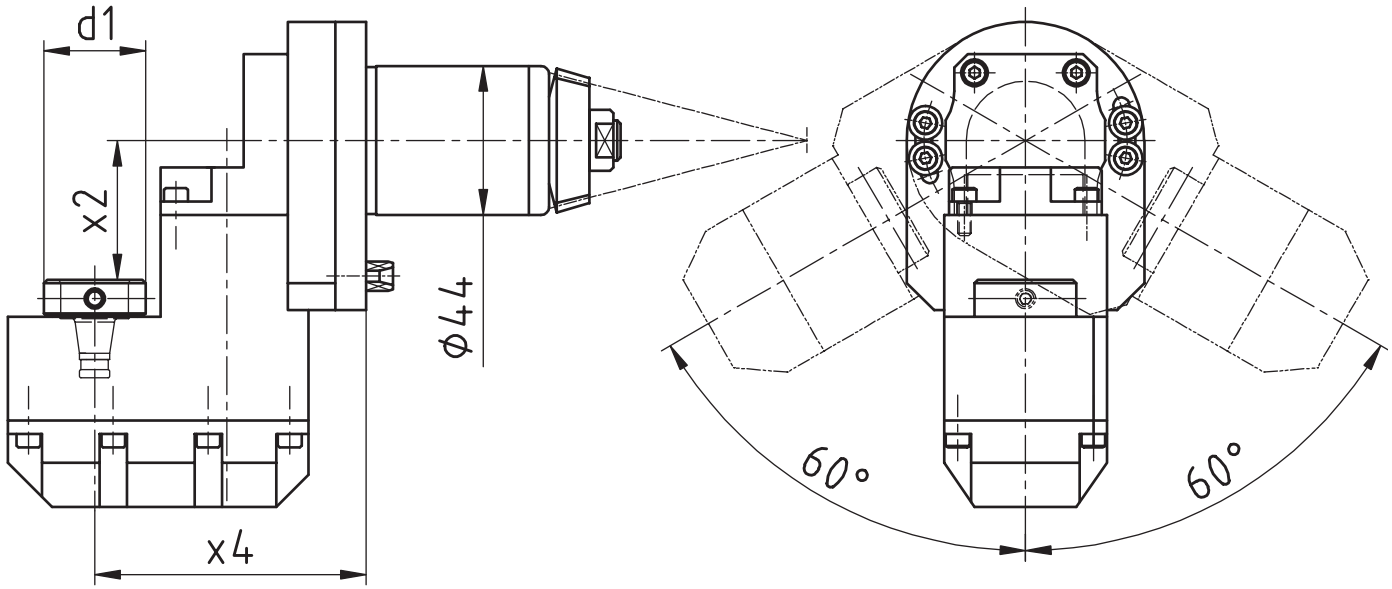

[mm]	[mm]	[mm]	Spindle Broche	[Nm]	[rpm]		Outside cooling Lubrificat. ext.	Internal cooling Lubrificat. cent.	[bar]	Order no. N° de Code
d1	**x2**	**x4**	**Spindel**	**T max**	**n max**	**i**	**Aussenkühlung**	**Innenkühlung**	**p**	**Bestellnummer**
30	41	80	WFB 20-12	10	8.000	1:1				MPU.Z44.B20.431-55-00
30	41	80	WFB 20-12	10	8.000	1:1	x	x	80	MPU.Z44.B20.431-55-IK

Passend für Maschine: suitable machines: approprié pour la machine:	ECAS-32T ST-38 SV-38R

Ähnlich OEM Nr. similar to OEM no. semblable au OEM nombre	431-55-00

Star

Radial Bohr- und Fräskopf
Radial drilling and milling head
Outil de perçage et de fraisage radiale

WG 35

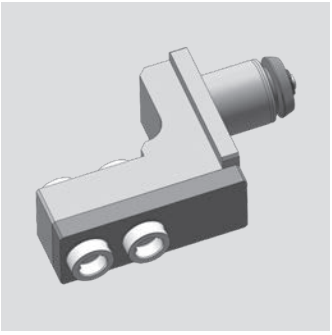

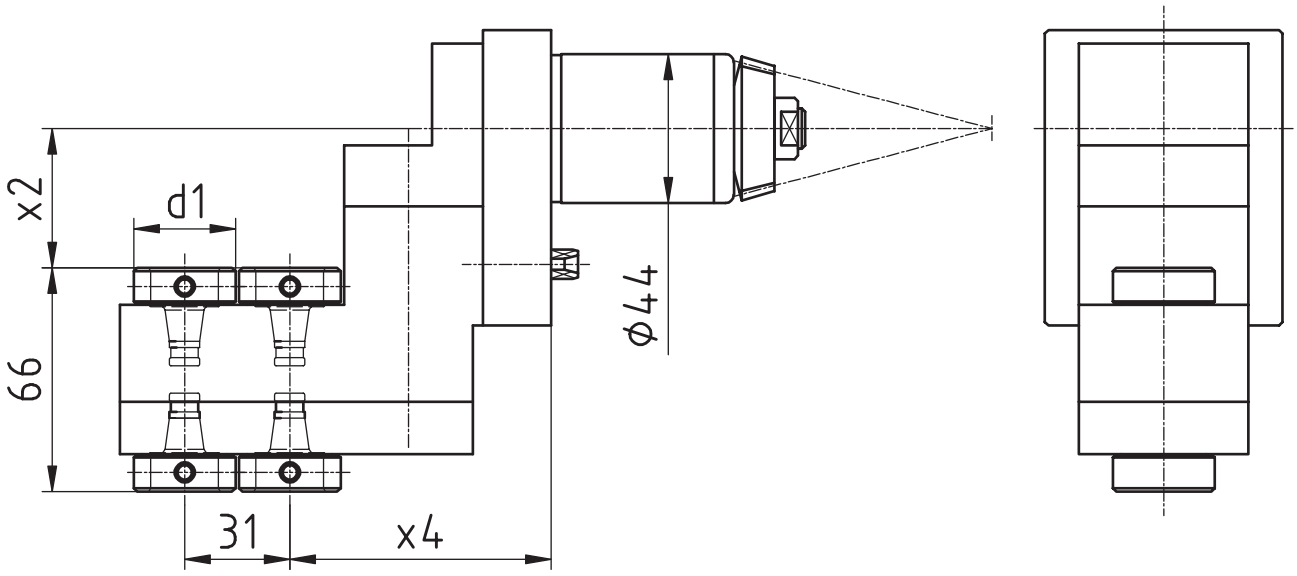

[mm]	[mm]	[mm]	Spindle Broche	[Nm]	[rpm]		Outside cooling Lubrificat. ext.	Internal cooling Lubrificat. cent.	[bar]	Order no. Nº de Code
d1	**x2**	**x4**	**Spindel**	**T max**	**n max**	**i**	**Aussenkühlung**	**Innenkühlung**	**p**	**Bestellnummer**
30	41	77	WFB 20-12	10	8.000	1:1				MPU.Z44.B20.431-59-00

Passend für Maschine: suitable machines: approprié pour la machine:	ECAS-32T ST-38 SV-38R

Ähnlich OEM Nr. similar to OEM no. semblable au OEM nombre	431-59-00



Star

Axial Bohr- und Fräskopf
Axial drilling and milling head
Outil de perçage et de fraisage axiale

WG 35

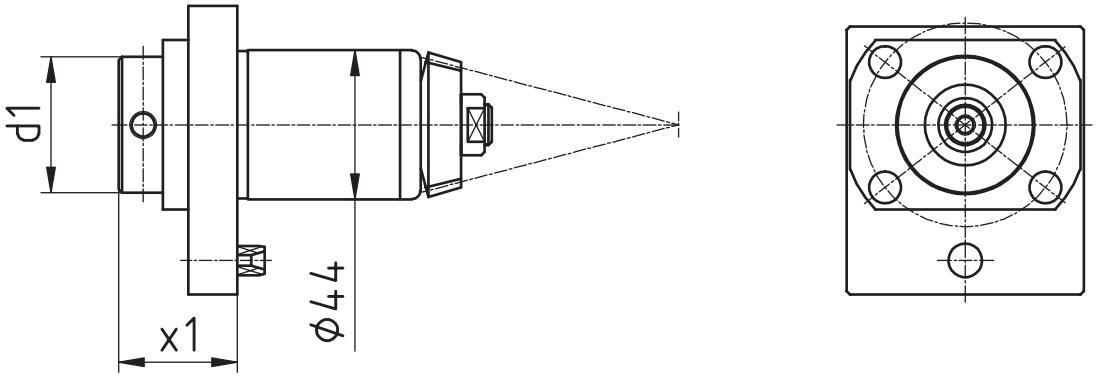

[mm]	[mm]	Spindle Broche	[Nm]	[rpm]		Outside cooling Lubrificat. ext.	Internal cooling Lubrificat. cent.	[bar]	Order no. N° de Code
d1	**x1**	**Spindel**	**T max**	**n max**	**i**	**Aussenkühlung**	**Innenkühlung**	**p**	**Bestellnummer**
40	35	WFB 24-16	32	8.000	1:1				MPU.Z44.B24.221-50-00
40	35	WFB 24-16	32	8.000	1:1	x	x	80	MPU.Z44.B24.221-50-IK

Passend für Maschine: suitable machines: approprié pour la machine:	ST20	SV-20
	ECAS-20T	SV-20R
	SV-12	SV-32JII

Ähnlich OEM Nr. similar to OEM no. semblable au OEM nombre	221-50-00

Star

Axial Bohr- und Fräskopf
Axial drilling and milling head
Outil de perçage et de fraisage axiale

WG 35

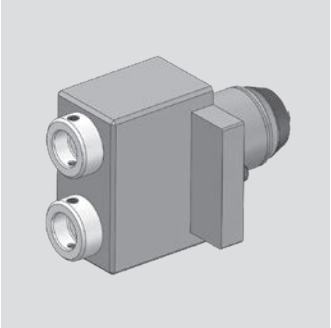

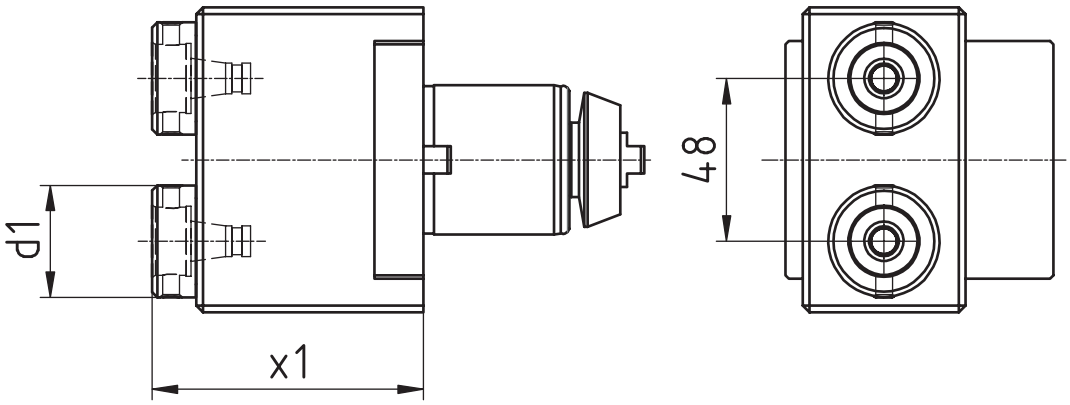

[mm]	[mm]	Spindle Broche	[Nm]	[rpm]		Outside cooling Lubrificat. ext.	Internal cooling Lubrificat. cent.	[bar]	Order no. N° de Code
d1	**x1**	**Spindel**	**T max**	**n max**	**i**	**Aussenkühlung**	**Innenkühlung**	**p**	**Bestellnummer**
33	73,25	WFB 20-12	16	8.000	1:1				MPU.Z44.B20.421-52-00
33	73,25	WFB 20-12	16	8.000	1:1	x	x	80	MPU.Z44.B20.421-52-IK

Passend für Maschine: suitable machines: approprié pour la machine:	ST20 ECAS-20T SV-12	SV-20 SV-20R SV-32JII

Ähnlich OEM Nr. similar to OEM no. semblable au OEM nombre	421-52-00



Star

Radial Bohr- und Fräskopf
Radial drilling and milling head
Outil de perçage et de fraisage radiale

WG 35

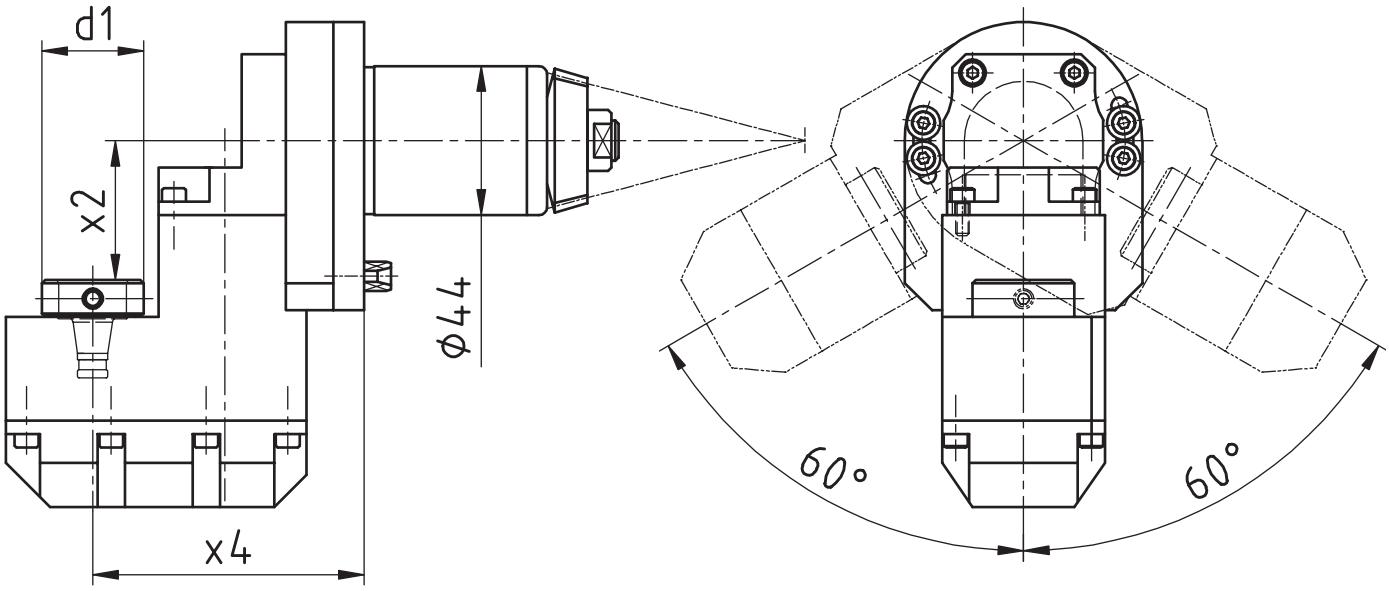

[mm]	[mm]	[mm]	Spindle Broche	[Nm]	[rpm]		Outside cooling Lubrificat. ext.	Internal cooling Lubrificat. cent.	[bar]	Order no. N° de Code
d1	**x2**	**x4**	**Spindel**	**T max**	**n max**	**i**	**Aussenkühlung**	**Innenkühlung**	**p**	**Bestellnummer**
30	41	80	WFB 20-12	10	8.000	1:1				MPU.Z44.B20.421-55-00
30	41	80	WFB 20-12	10	8.000	1:1	x	x	80	MPU.Z44.B20.421-55-IK

Passend für Maschine: suitable machines: approprié pour la machine:	ST20 ECAS-20T SV-12	SV-20 SV-20R SV-32JII

Ähnlich OEM Nr. similar to OEM no. semblable au OEM nombre	421-55-00

Star

Radial Bohr- und Fräskopf
Radial drilling and milling head
Outil de perçage et de fraisage radiale

WG 35

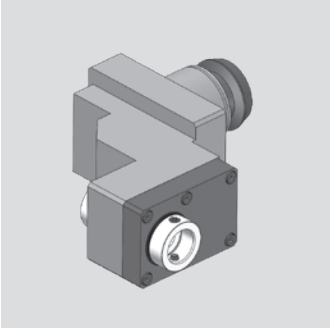

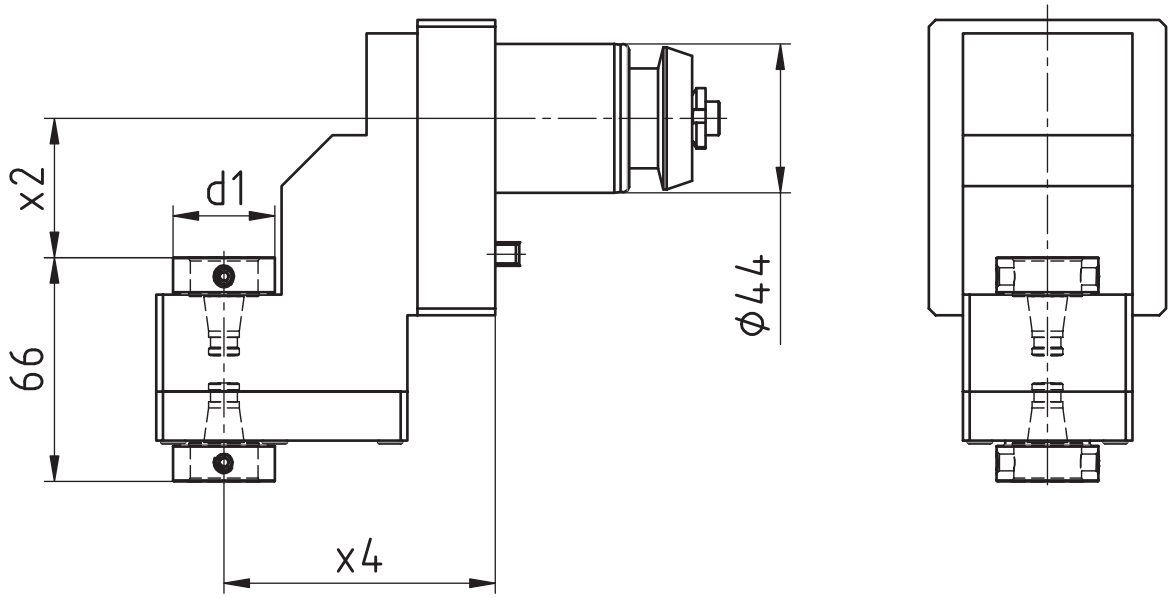

[mm]	[mm]	[mm]	Spindle Broche	[Nm]	[rpm]		Outside cooling Lubrificat. ext.	Internal cooling Lubrificat. cent.	[bar]	Order no. N° de Code
d1	**x2**	**x4**	**Spindel**	**T max**	**n max**	**i**	**Aussenkühlung**	**Innenkühlung**	**p**	**Bestellnummer**
30	41	80	WFB 20-12	13	8.000	1:1				MPU.Z44.B20.221-56-00

Passend für Maschine: suitable machines: approprié pour la machine:	ECAS-12/20	SR-20J/ JN	SR-20RIV
	SB-12/20R	SR-20RIII	SR-32J/ JN
	SR-10J	SR-20RII	SW-12RII

Ähnlich OEM Nr. similar to OEM no. semblable au OEM nombre	221-56-00



Star

Radial Bohr- und Fräskopf
Radial drilling and milling head
Outil de perçage et de fraisage radiale

WG 35

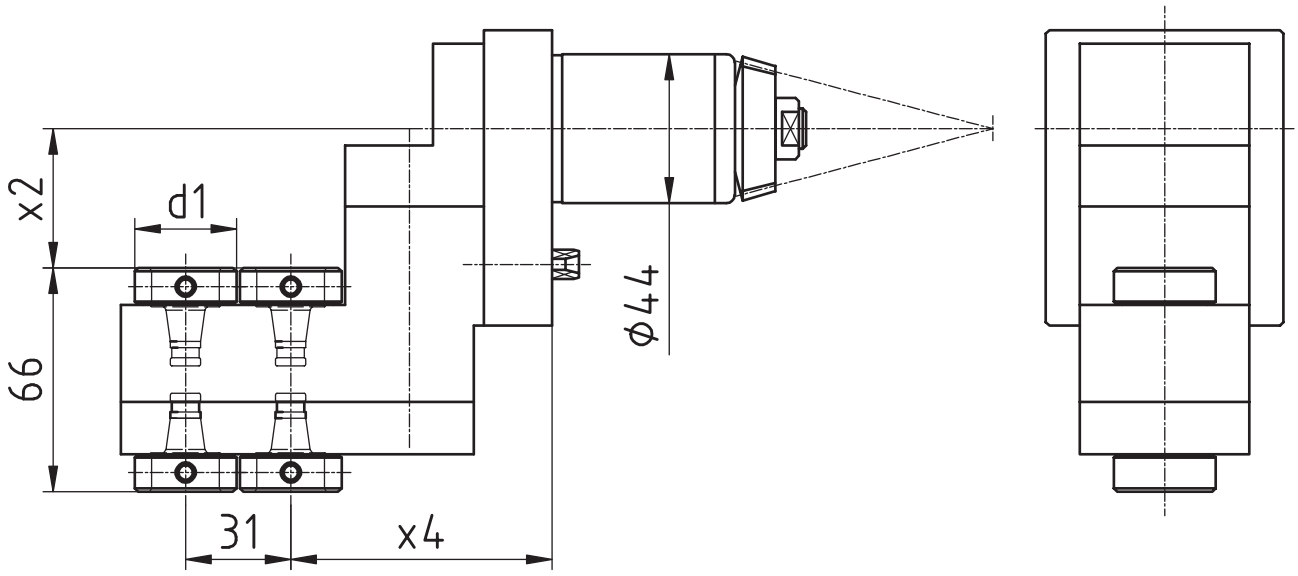

[mm]	[mm]	[mm]	Spindle Broche	[Nm]	[rpm]		Outside cooling Lubrificat. ext.	Internal cooling Lubrificat. cent.	[bar]	Order no. Nº de Code
d1	**x2**	**x4**	**Spindel**	**T max**	**n max**	**i**	**Aussenkühlung**	**Innenkühlung**	**p**	**Bestellnummer**
30	41	77	WFB 20-12	10	8.000	1:1				MPU.Z44.B20.421-59-00

Passend für Maschine: suitable machines: approprié pour la machine:	ST20	SV-20
	ECAS-20T	SV-20R
	SV-12	SV-32JII

Ähnlich OEM Nr. similar to OEM no. semblable au OEM nombre	421-59-00

Star

Axial Bohr- und Fräskopf
Axial drilling and milling head
Outil de perçage et de fraisage axiale

WG 35



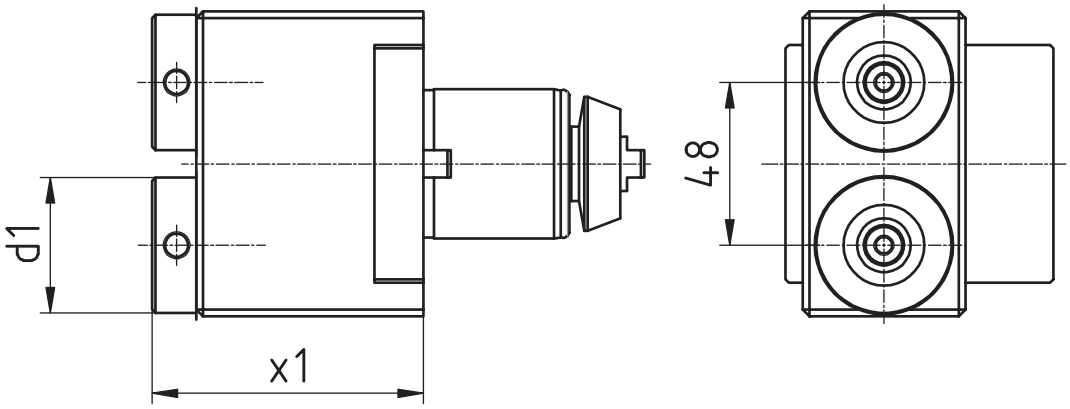

[mm]	[mm]	Spindle Broche	[Nm]	[rpm]		Outside cooling Lubrificat. ext.	Internal cooling Lubrificat. cent.	[bar]	Order no. N° de Code
d1	**x1**	**Spindel**	**T max**	**n max**	**i**	**Aussenkühlung**	**Innenkühlung**	**p**	**Bestellnummer**
40	73,25	WFB 24-16	16	8.000	1:1				MPU.Z44.B24.421-51-00
40	73,25	WFB 24-16	16	8.000	1:1	x	x	80	MPU.Z44.B24.421-51-IK

Passend für Maschine: suitable machines: approprié pour la machine:	ST20	SV-20
	ECAS-20T	SV-20R
	SV-2	SV-32JII

Ähnlich OEM Nr. similar to OEM no. semblable au OEM nombre	421-51-00

Modulare Aggregatetechnik

TORNOS

W&F Werkzeugtechnik



Katalog TO-03

Werkzeugtechnik

Inhaltsverzeichnis für TORNOS

Table of contents for TORNOS
Table des matiérs pour TORNOS

Beschreibung / Description	Seite / Page
TORNOS – EvoDECO	**7.1 - 7.35**
TORNOS – Gamma	**7.36 - 7.42**
TORNOS – Swiss Baureihen	**7.43 - 7.53**

Tornos - EvoDECO

Axial Bohr- und Fräskopf
Axial drilling and milling head
Outil de perçage et de fraisage axiale

WG 35



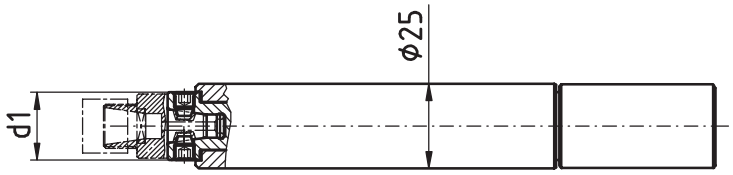

[mm]	Spindle	[Nm]	[rpm]		Outside cooling	Internal cooling	[bar]	Order no.
	Broche				Lubrificat. ext.	Lubrificat. cent.		Nº de Code
d1	**Spindel**	**T max**	**n max**	**i**	**Aussenkühlung**	**Innenkühlung**	**p**	**Bestellnummer**
20	WF-Micro	6	12.000	1:1				MPU.T0.WFM.0110.DE10

Passend für Maschine: suitable machines: approprié pour la machine:	DECO 10 EvoDECO 10/10 EvoDECO 10/8



Tornos - EvoDECO

Axial Bohr- und Fräskopf
Axial drilling and milling head
Outil de perçage et de fraisage axiale

WG 35

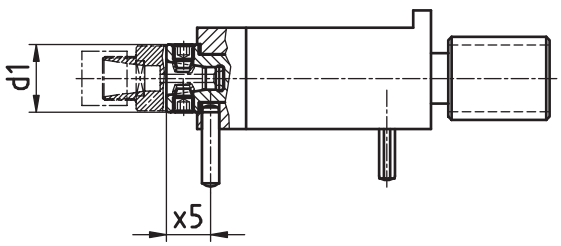

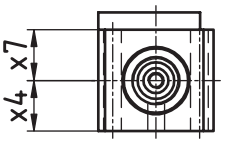

[mm]	[mm]	[mm]	[mm]	Spindle Broche	[Nm]	[rpm]		Outside cooling Lubrificat. ext.	Internal cooling Lubrificat. cent.	[bar]	Order no. N° de Code
d1	**x4**	**x5**	**x7**	**Spindel**	**T max**	**n max**	**i**	**Aussenkühlung**	**Innenkühlung**	**p**	**Bestellnummer**
20	15	13	15	WF-Micro	6	12.000	1:1				MPU.TO.WFM.0115.DE10

Passend für Maschine: suitable machines: approprié pour la machine:	DECO 10 EvoDECO 10/10 EvoDECO 10/8

Tornos - EvoDECO

Radial Bohr- und Fräskopf
Radial drilling and milling head
Outil de perçage et de fraisage radiale

WG 35



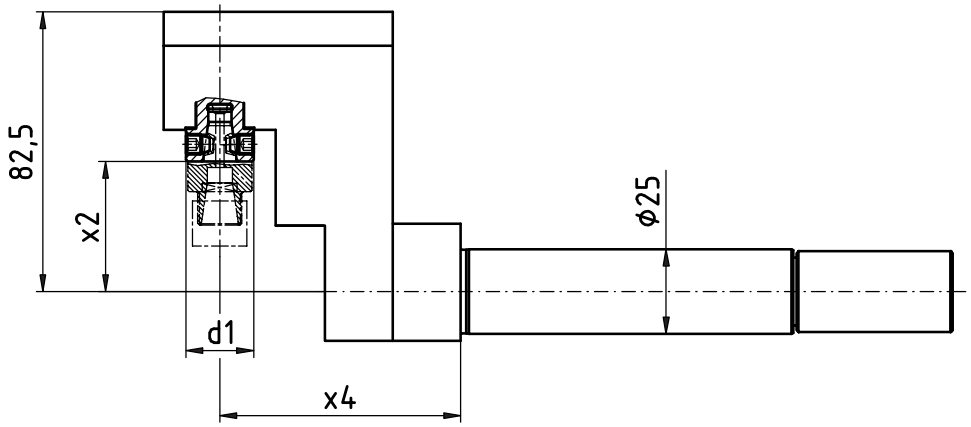

[mm]	[mm]	[mm]	Spindle Broche	[Nm]	[rpm]		Outside cooling Lubrificat. ext.	Internal cooling Lubrificat. cent.	[bar]	Order no. Nº de Code
d1	**x2**	**x4**	**Spindel**	**T max**	**n max**	**i**	**Aussenkühlung**	**Innenkühlung**	**p**	**Bestellnummer**
20	38,4	71	WF-Micro	6	12.000	1:1				MPU.T0.WFM.0210.DE10

Passend für Maschine: suitable machines: approprié pour la machine:	DECO 10 EvoDECO 10/10 EvoDECO 10/8



Tornos - EvoDECO

Axial Bohr- und Fräskopf
Axial drilling and milling head
Outil de perçage et de fraisage axiale

WG 35

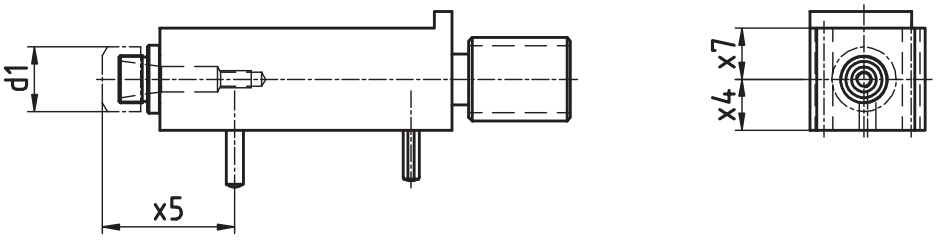

[mm]	[mm]	[mm]	[mm]	Spindle Broche	[Nm]	[rpm]		Outside cooling Lubrificat. ext.	Internal cooling Lubrificat. cent.	[bar]	Order no. N° de Code
d1	**x4**	**x5**	**x7**	**Spindel**	**T max**	**n max**	**i**	**Aussenkühlung**	**Innenkühlung**	**p**	**Bestellnummer**
19	39	15	15	ER11	6	12.000	1:1				MPU.TO.0115.DE10
19	39	30	15	ER11	6	12.000	1:1				MPU.TO.0130.DE10

Passend für Maschine: suitable machines: approprié pour la machine:	DECO 10 EvoDECO 10/10 EvoDECO 10/8

Tornos - EvoDECO

Radial Bohr- und Fräskopf
Radial drilling and milling head
Outil de perçage et de fraisage radiale

WG 35

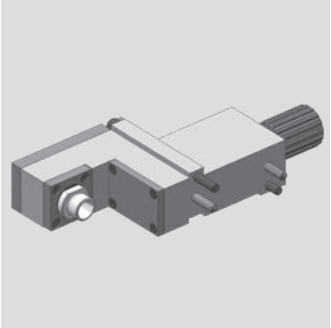

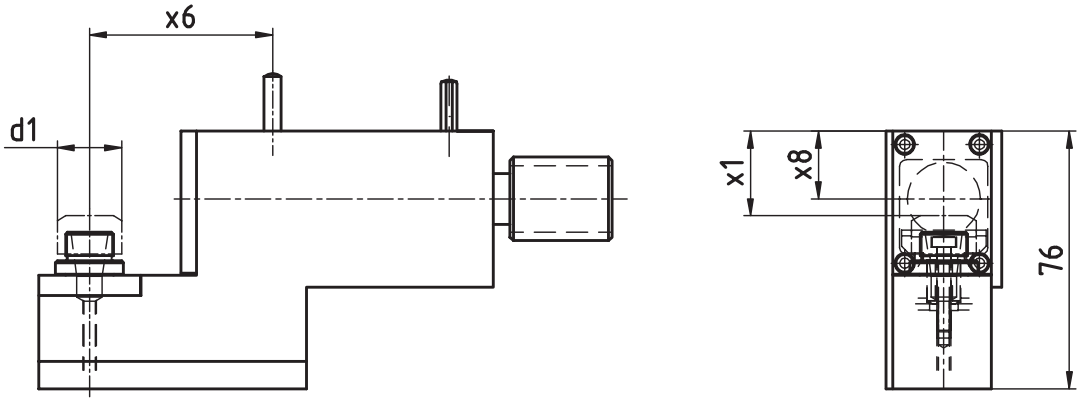

[mm]	[mm]	[mm]	[mm]	Spindle Broche	[Nm]	[rpm]		Outside cooling Lubrificat. ext.	Internal cooling Lubrificat. cent.	[bar]	Order no. N° de Code
d1	**x1**	**x6**	**x8**	**Spindel**	**T max**	**n max**	**i**	**Aussenkühlung**	**Innenkühlung**	**p**	**Bestellnummer**
19	25	54	20	ER11	6	12.000	1:1				MPU.T0.0200.DE10

Passend für Maschine: suitable machines: approprié pour la machine:	DECO 10 EvoDECO 10/10 EvoDECO 10/8



Tornos - EvoDECO

Radial Bohr- und Fräskopf
Radial drilling and milling head
Outil de perçage et de fraisage radiale

WG 35

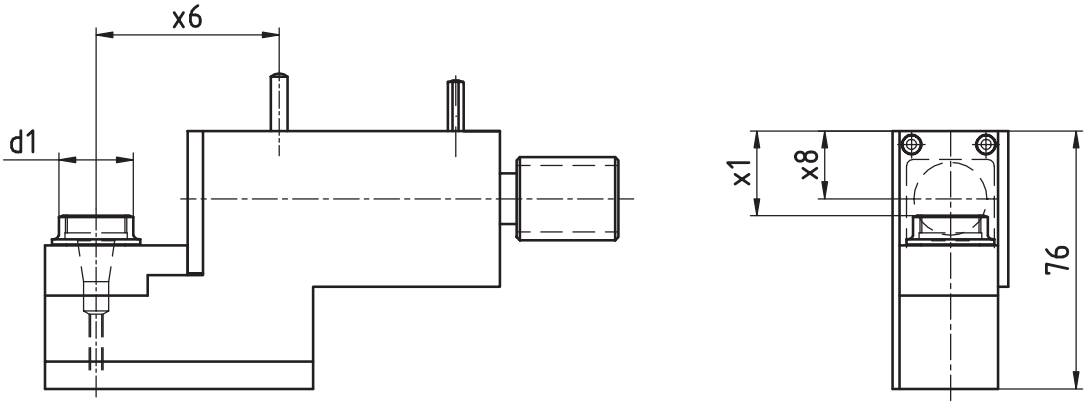

[mm]	[mm]	[mm]	[mm]	Spindle Broche	[Nm]	[rpm]		Outside cooling Lubrificat. ext.	Internal cooling Lubrificat. cent.	[bar]	Order no. Nº de Code
d1	**x1**	**x6**	**x8**	**Spindel**	**T max**	**n max**	**i**	**Aussenkühlung**	**Innenkühlung**	**p**	**Bestellnummer**
22	25	54	20	ER11	6	12.000	1:1				MPU.TO.0200.DE10.X2

Passend für Maschine: suitable machines: approprié pour la machine:	DECO 10 EvoDECO 10/10 EvoDECO 10/8

Tornos - EvoDECO

Axial Bohr- und Fräskopf
Axial drilling and milling head
Outil de perçage et de fraisage axiale

WG 35



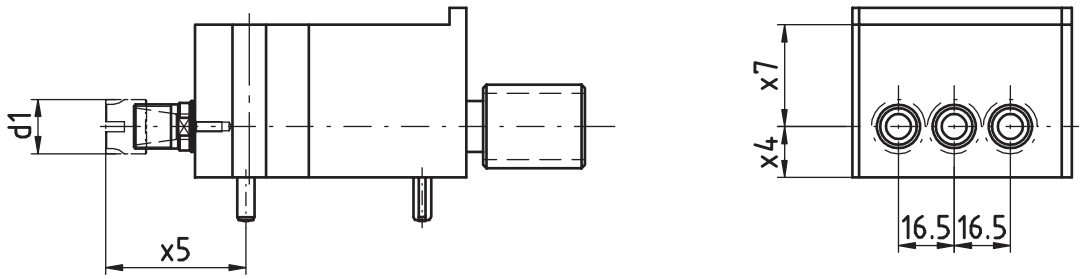

[mm]	[mm]	[mm]	[mm]	Spindle Broche	[Nm]	[rpm]		Outside cooling Lubrificat. ext.	Internal cooling Lubrificat. cent.	[bar]	Order no. Nº de Code
d1	**x4**	**x5**	**x7**	**Spindel**	**T max**	**n max**	**i**	**Aussenkühlung**	**Innenkühlung**	**p**	**Bestellnummer**
16	15	41,3	30	ER11 MINI	5	12.000	1:1				MPU.TO.1103.DE10
16	30	41,3	30	ER11 MINI	5	12.000	1:1				MPU.TO.1203.DE10

Passend für Maschine: suitable machines: approprié pour la machine:	DECO 10 EvoDECO 10/10 EvoDECO 10/8

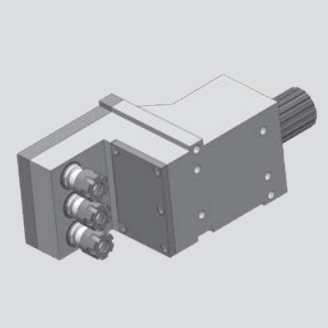

Tornos - EvoDECO

Radial Bohr- und Fräskopf
Radial drilling and milling head
Outil de perçage et de fraisage radiale

WG 35

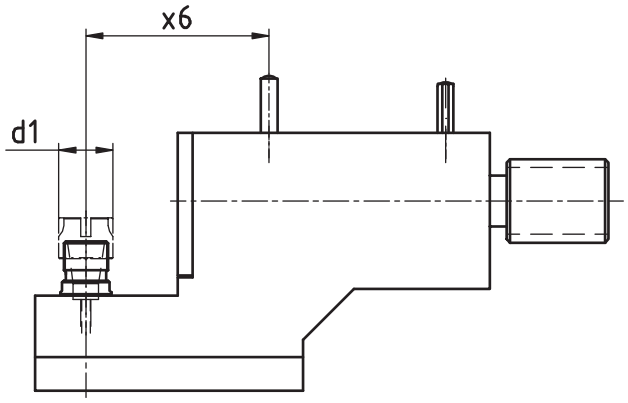

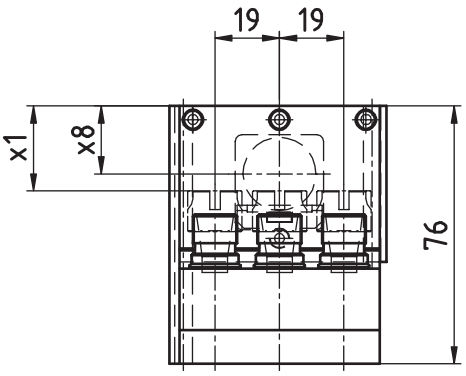

[mm]	[mm]	[mm]	[mm]	Spindle Broche	[Nm]	[rpm]		Outside cooling Lubrificat. ext.	Internal cooling Lubrificat. cent.	[bar]	Order no. N° de Code
d1	**x1**	**x6**	**x8**	**Spindel**	**T max**	**n max**	**i**	**Aussenkühlung**	**Innenkühlung**	**p**	**Bestellnummer**
16	25	54	20	ER11 MINI	6	12.000	1:1				MPU.TO.2103.DE10

Passend für Maschine: suitable machines: approprié pour la machine:	DECO 10 EvoDECO 10/10 EvoDECO 10/8

Tornos - EvoDECO

Axial Bohr- und Fräskopf
Axial drilling and milling head
Outil de perçage et de fraisage axiale

WG 35



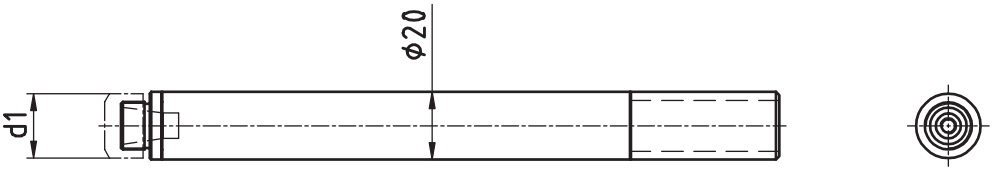

[mm]	Spindle	[Nm]	[rpm]		Outside cooling	Internal cooling	[bar]	Order no.
	Broche				Lubrificat. ext.	Lubrificat. cent.		Nº de Code
d1	**Spindel**	**T max**	**n max**	**i**	**Aussenkühlung**	**Innenkühlung**	**p**	**Bestellnummer**
19	ER11	6	12.000	1:1				MPU.T0.0120.DE10

Passend für Maschine: suitable machines: approprié pour la machine:	DECO 10 EvoDECO 10/10 EvoDECO 10/8



Tornos - EvoDECO

Axial Bohr- und Fräskopf
Axial drilling and milling head
Outil de perçage et de fraisage axiale

WG 35

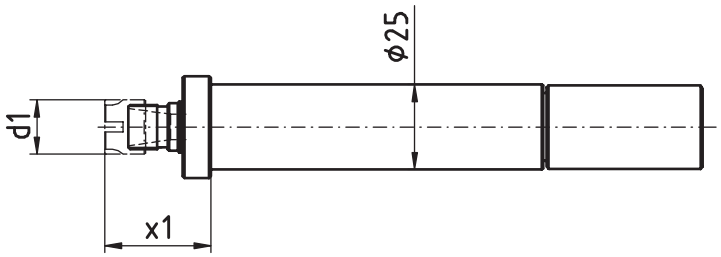

[mm]	[mm]	Spindle Broche	[Nm]	[rpm]		Outside cooling Lubrificat. ext.	Internal cooling Lubrificat. cent.	[bar]	Order no. Nº de Code
d1	**x1**	**Spindel**	**T max**	**n max**	**i**	**Aussenkühlung**	**Innenkühlung**	**p**	**Bestellnummer**
16	31,3	ER11 MINI	6	12.000	1:1				MPU.TO.0110.DE10

Passend für Maschine: suitable machines: approprié pour la machine:	DECO 10 EvoDECO 10/10 EvoDECO 10/8

Tornos - EvoDECO

Radial Bohr- und Fräskopf
Radial drilling and milling head
Outil de perçage et de fraisage radiale

WG 35



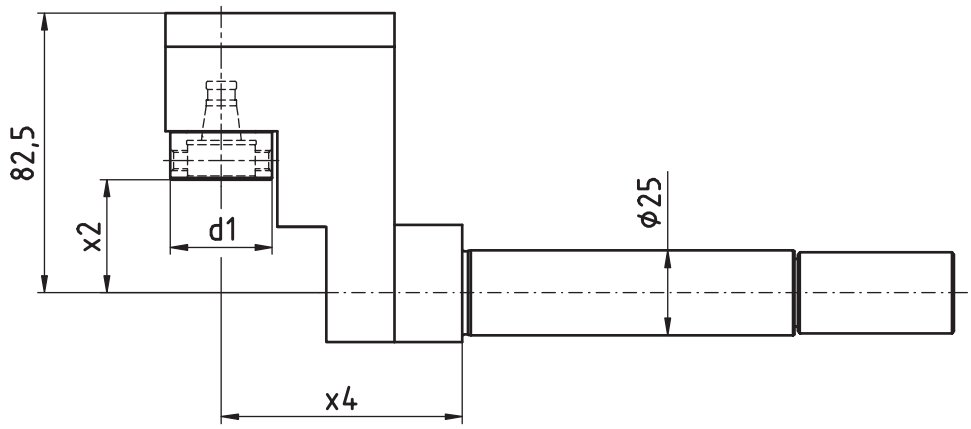

[mm]	[mm]	[mm]	Spindle Broche	[Nm]	[rpm]		Outside cooling Lubrificat. ext.	Internal cooling Lubrificat. cent.	[bar]	Order no. N° de Code
d1	**x2**	**x4**	**Spindel**	**T max**	**n max**	**i**	**Aussenkühlung**	**Innenkühlung**	**p**	**Bestellnummer**
16	31,3	71	WFB 20-12	6	12.000	1:1				MPU.T0.0210.DE10

Passend für Maschine: suitable machines: approprié pour la machine:	DECO 10 EvoDECO 10/10 EvoDECO 10/8



Tornos - EvoDECO

Radial-Bohr- und Fräskopf (Mehrkantschlagen)
radial drilling and milling head (polyhedral beat)
Outil Rotatif Radial de Pertage et de Fraisage (battement polyedrique)

WG 35

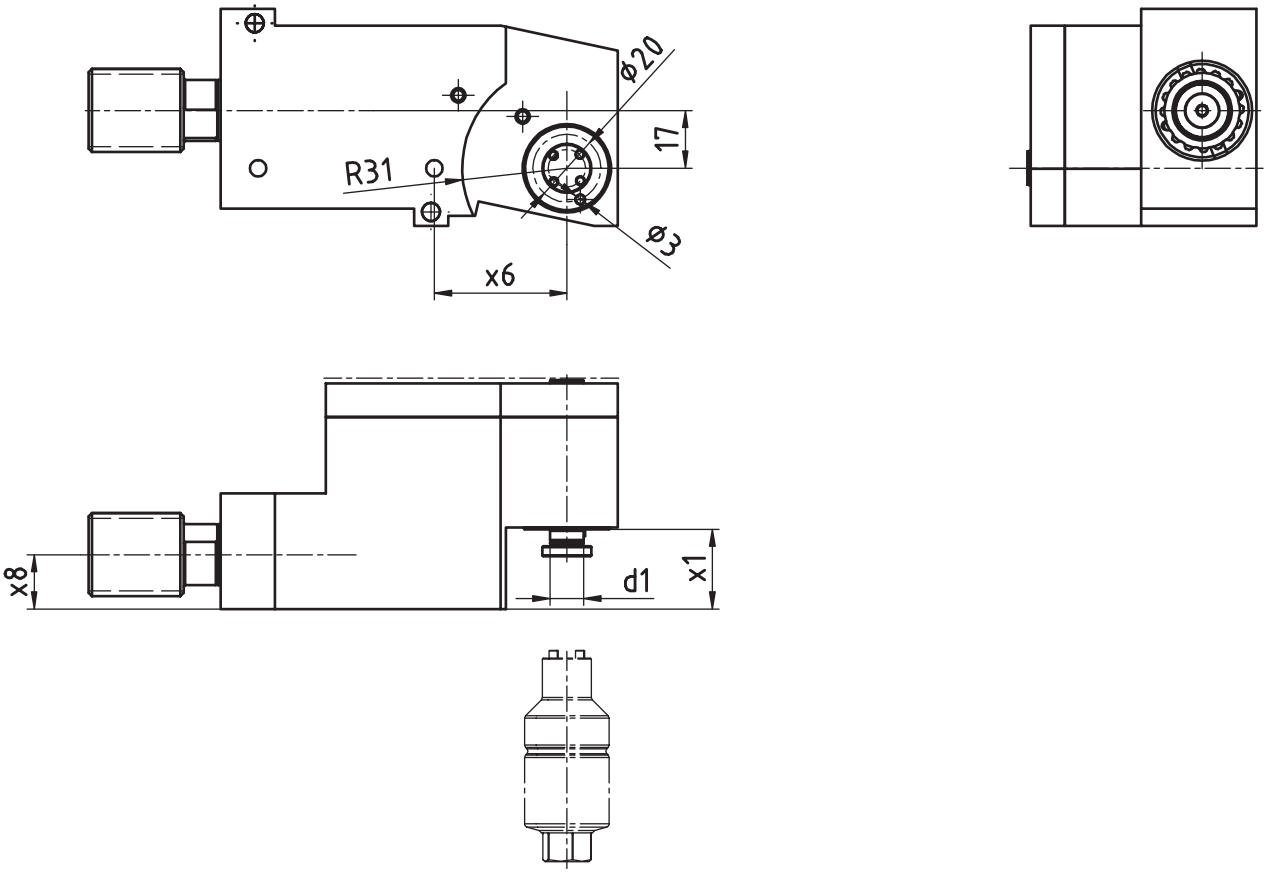

[mm]	[mm]	[mm]	[mm]	Spindle Broche	[Nm]	[rpm]		Outside cooling Lubrificat. ext.	Internal cooling Lubrificat. cent.	[bar]	Order no. Nº de Code
d1	**x1**	**x6**	**x8**	**Spindel**	**T max**	**n max**	**i**	**Aussenkühlung**	**Innenkühlung**	**p**	**Bestellnummer**
10	23,5	39	16		8	12.000	1:1,333				MPU.TO.0900.DE10

Passend für Maschine: suitable machines: approprié pour la machine:	DECO 10 EvoDECO 10/10 EvoDECO 10/8

Tornos - EvoDECO

Bohr- und Fräskopf winkelverstellbar
Drilling and milling swivel head
Outil de perçage et de fraisage tournant

WG 35



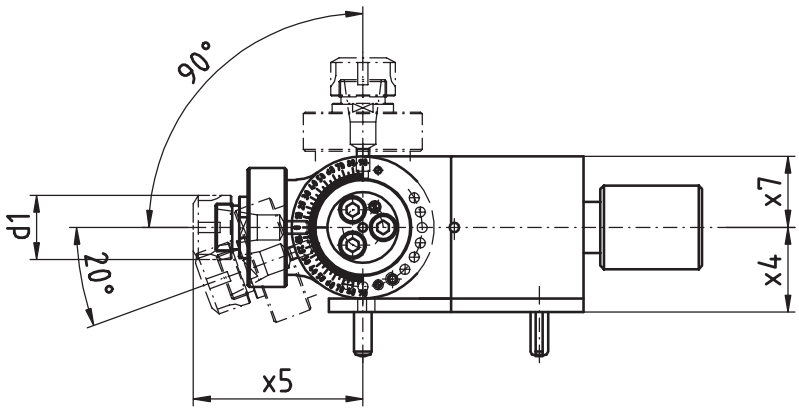

[mm]	[mm]	[mm]	[mm]	Spindle Broche	[Nm]	[rpm]		Outside cooling Lubrificat. ext.	Internal cooling Lubrificat. cent.	[bar]	Order no. N° de Code
d1	**x4**	**x5**	**x7**	**Spindel**	**T max**	**n max**	**i**	**Aussenkühlung**	**Innenkühlung**	**p**	**Bestellnummer**
19	25	50	21	ER11	6	12.000	1:1				MPU.T0.0300.DE10

Passend für Maschine: suitable machines: approprié pour la machine:	DECO 10 EvoDECO 10/10 EvoDECO 10/8



Tornos - EvoDECO

Bohr- und Fräskopf winkelverstellbar
Drilling and milling swivel head
Outil de perçage et de fraisage tournant

WG 35

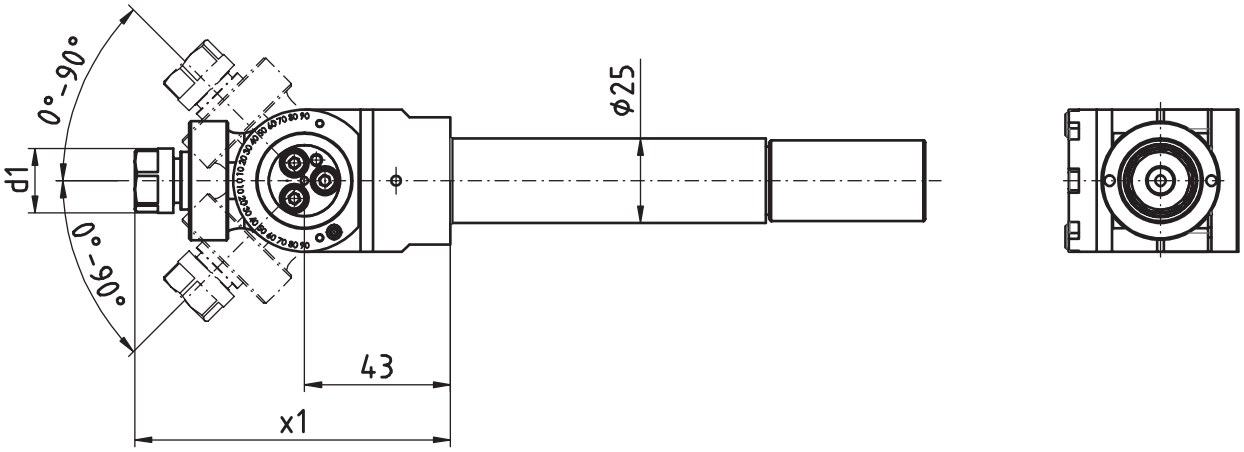

[mm]	[mm]	Spindle Broche	[Nm]	[rpm]		Outside cooling Lubrificat. ext.	Internal cooling Lubrificat. cent.	[bar]	Order no. Nº de Code
d1	**x1**	**Spindel**	**T max**	**n max**	**i**	**Aussenkühlung**	**Innenkühlung**	**p**	**Bestellnummer**
19	93	ER11	6	12.000	1:1				MPU.TO.0310.DE10

Passend für Maschine: suitable machines: approprié pour la machine:	DECO 10 EvoDECO 10/10 EvoDECO 10/8

Tornos - EvoDECO

Gewindewirbelapparat
Thread whirling unit
Unité de tourbillonnement

WG 35

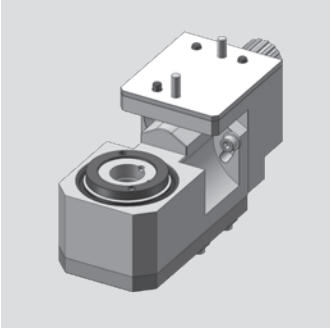

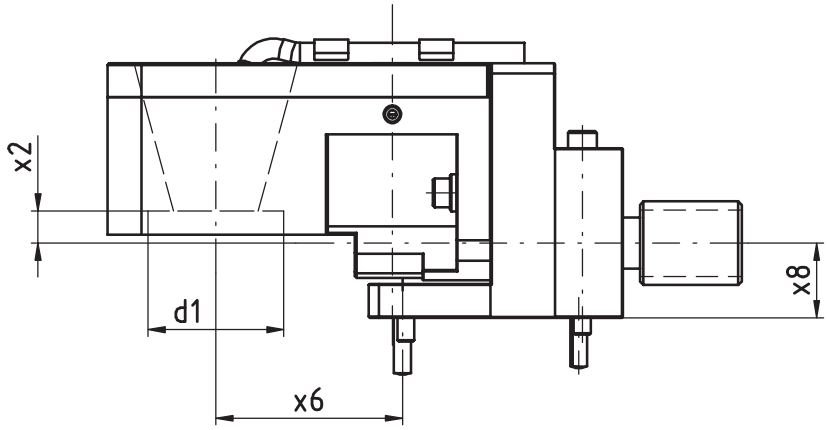

[mm]	[mm]	[mm]	[mm]	Spindle Broche	[Nm]	[rpm]		Outside cooling Lubrificat. ext.	Internal cooling Lubrificat. cent.	[bar]	Order no. N° de Code
d1	**x2**	**x6**	**x8**	**Spindel**	**T max**	**n max**	**i**	**Aussenkühlung**	**Innenkühlung**	**p**	**Bestellnummer**
40	9,5	55	22	Tornos org.	6	12.000	1:1	x			MPU.T0.0800.DE10

Passend für Maschine: suitable machines: approprié pour la machine:	DECO 10 EvoDECO 10/10 EvoDECO 10/8

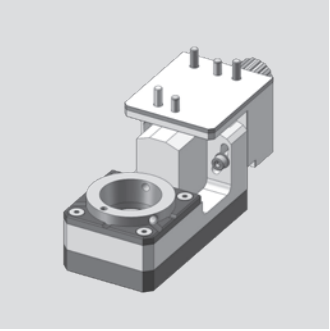

Tornos - EvoDECO

Gewindewirbelapparat modular
Thread whirling unit
Unité de tourbillonnement

WG 35

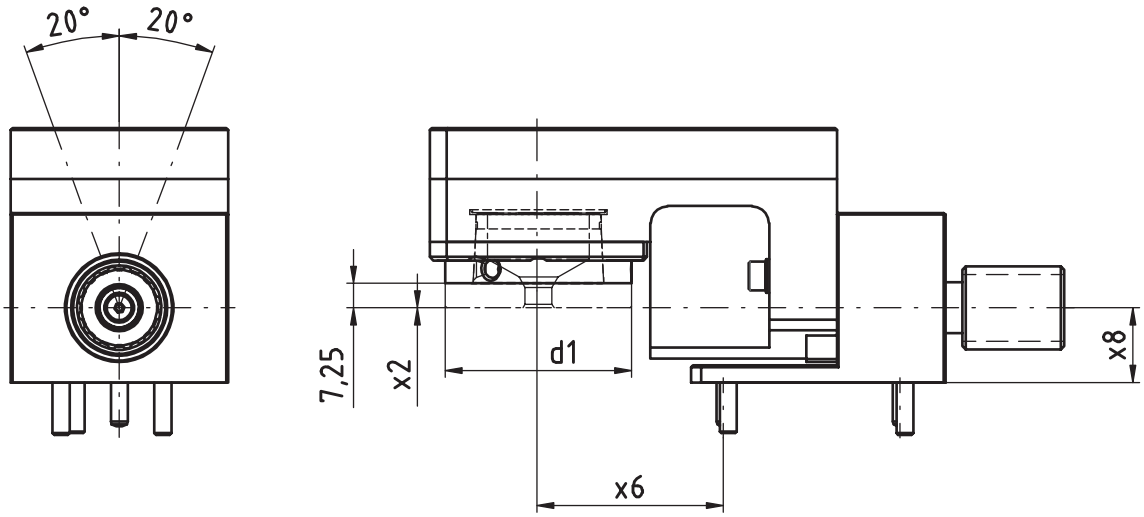

[mm]	[mm]	[mm]	[mm]	Spindle Broche	[Nm]	[rpm]		Outside cooling Lubrificat. ext.	Internal cooling Lubrificat. cent.	[bar]	Order no. N° de Code
d1	**x2**	**x6**	**x8**	**Spindel**	**T max**	**n max**	**i**	**Aussenkühlung**	**Innenkühlung**	**p**	**Bestellnummer**
54	0	55	22	WFW 50	6	12.000	1:1	x			MPU.TO.M0800.DE10

Passend für Maschine: suitable machines: approprié pour la machine:	DECO 10 EvoDECO 10/10 EvoDECO 10/8

Tornos - EvoDECO

Axial Bohr- und Fräskopf
Axial drilling and milling head
Outil de perçage et de fraisage axiale

WG 35



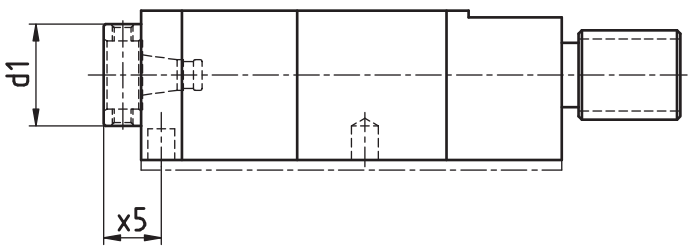

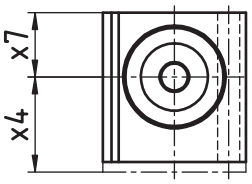

[mm]	[mm]	[mm]	[mm]	Spindle Broche	[Nm]	[rpm]		Outside cooling Lubrificat. ext.	Internal cooling Lubrificat. cent.	[bar]	Order no. N° de Code
d1	**x4**	**x5**	**x7**	**Spindel**	**T max**	**n max**	**i**	**Aussenkühlung**	**Innenkühlung**	**p**	**Bestellnummer**
30	28	7	19	WFB 20-12	8	8.000	1:1				MPU.T0.0100.DE13
30	28	17	19	WFB 20-12	8	8.000	1:1				MPU.T0.0110.DE13
30	28	33	19	WFB 20-12	8	8.000	1:1				MPU.T0.0120.DE13
30	28	17	36	WFB 20-12	3	24.000	1:3				MPU.T0.0130.DE13
30	28	7	36	WFB 20-12	3	24.000	1:3		x	80	MPU.T0.0100.DE13H
30	28	17	36	WFB 20-12	3	24.000	1:3		x	80	MPU.T0.0110.DE13H
30	28	33	36	WFB 20-12	3	24.000	1:3		x	80	MPU.T0.0120.DE13H
30	28	7	36	WFB 20-12	8	8.000	1:1		x	80	MPU.T0.0100.DE13H1
30	28	33	36	WFB 20-12	8	8.000	1:1		x	80	MPU.T0.0120.DE13H1

Passend für Maschine: suitable machines: approprié pour la machine:	DECO 13 DECO 16	EvoDECO 16/10 EvoDECO 16/8



Tornos - EvoDECO

Radial Bohr- und Fräskopf
Radial drilling and milling head
Outil de perçage et de fraisage radiale

WG 35

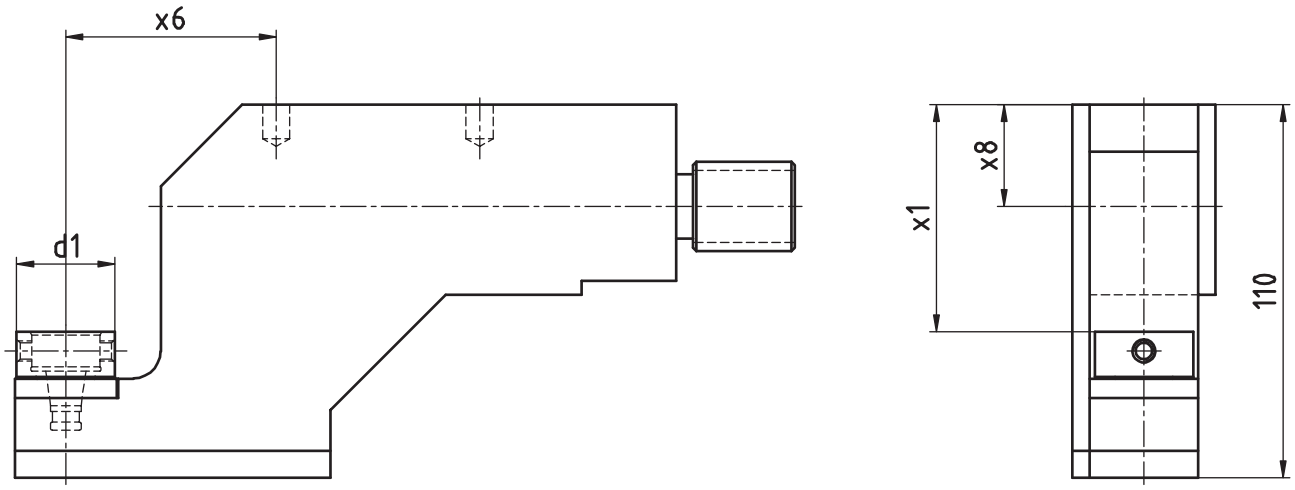

[mm]	[mm]	[mm]	[mm]	Spindle Broche	[Nm]	[rpm]		Outside cooling Lubrificat. ext.	Internal cooling Lubrificat. cent.	[bar]	Order no. Nº de Code
d1	**x1**	**x6**	**x8**	**Spindel**	**T max**	**n max**	**i**	**Aussenkühlung**	**Innenkühlung**	**p**	**Bestellnummer**
30	67	62	30	WFB 20-12	8	8.000	1:1				MPU.TO.0200.DE13

Passend für Maschine: suitable machines: approprié pour la machine:	DECO 13 DECO 16	EvoDECO 16/10 EvoDECO 16/8

Tornos - EvoDECO

Axial Bohr- und Fräskopf
Axial drilling and milling head
Outil de perçage et de fraisage axiale

WG 35



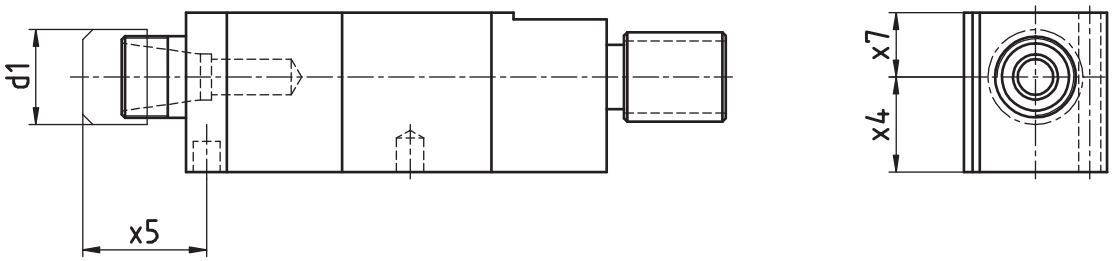

[mm]	[mm]	[mm]	[mm]	Spindle Broche	[Nm]	[rpm]		Outside cooling Lubrificat. ext.	Internal cooling Lubrificat. cent.	[bar]	Order no. Nº de Code
d1	**x4**	**x5**	**x7**	**Spindel**	**T max**	**n max**	**i**	**Aussenkühlung**	**Innenkühlung**	**p**	**Bestellnummer**
28	28	26,5	19	ER20 MINI	8	8.000	1:1				MPU.TO.0100.DE13.ER20M
28	28	36,5	19	ER20 MINI	8	8.000	1:1				MPU.TO.0110.DE13.ER20M
28	28	71,5	19	ER20 MINI	8	8.000	1:1				MPU.TO.0120.DE13.ER20M

Passend für Maschine: suitable machines: approprié pour la machine:	DECO 13	EvoDECO 16/10
	DECO 16	EvoDECO 16/8



Tornos - EvoDECO

Axial Bohr- und Fräskopf
Axial drilling and milling head
Outil de perçage et de fraisage axiale

WG 35

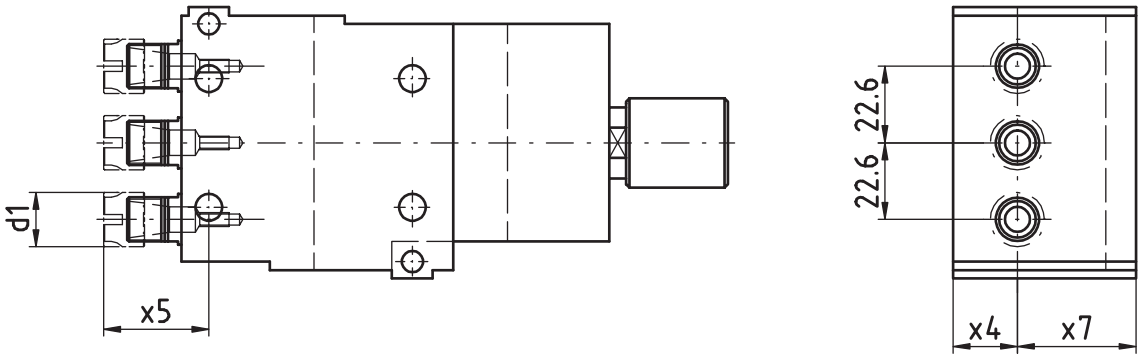

[mm]	[mm]	[mm]	[mm]	Spindle Broche	[Nm]	[rpm]		Outside cooling Lubrificat. ext.	Internal cooling Lubrificat. cent.	[bar]	Order no. N° de Code
d1	**x4**	**x5**	**x7**	**Spindel**	**T max**	**n max**	**i**	**Aussenkühlung**	**Innenkühlung**	**p**	**Bestellnummer**
16	19	31	35	ER11 MINI	8	8.000	1:1				MPU.TO.1103.DE13

Passend für Maschine: suitable machines: approprié pour la machine:	DECO 13 DECO 16	EvoDECO 16/10 EvoDECO 16/8

Tornos - EvoDECO

Radial Bohr- und Fräskopf
Radial drilling and milling head
Outil de perçage et de fraisage radiale

WG 35

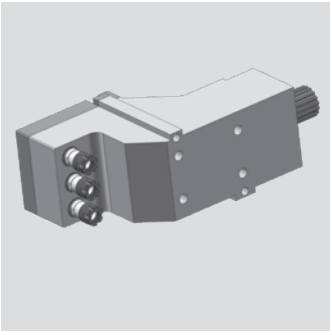

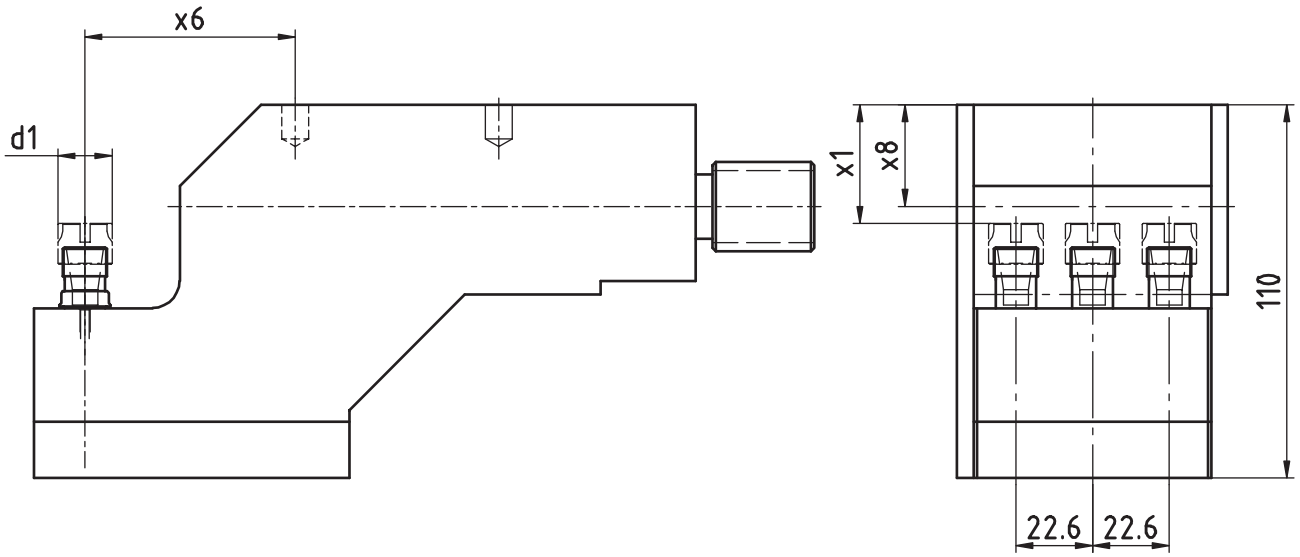

[mm]	[mm]	[mm]	[mm]	Spindle Broche	[Nm]	[rpm]		Outside cooling Lubrificat. ext.	Internal cooling Lubrificat. cent.	[bar]	Order no. N° de Code
d1	**x1**	**x6**	**x8**	**Spindel**	**T max**	**n max**	**i**	**Aussenkühlung**	**Innenkühlung**	**p**	**Bestellnummer**
16	35	62	80	ER11 MINI	8	8.000	1:1				MPU.T0.2103.DE13

Passend für Maschine: suitable machines: approprié pour la machine:	DECO 13 DECO 16	EvoDECO 16/10 EvoDECO 16/8

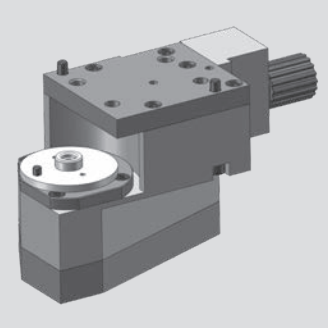

Tornos - EvoDECO

Radial-Bohr- und Fräskopf (Mehrkantschlagen)
radial drilling and milling head (polyhedral beat)
Outil Rotatif Radial de Pertage et de Fraisage (battement polyedrique)

WG 35

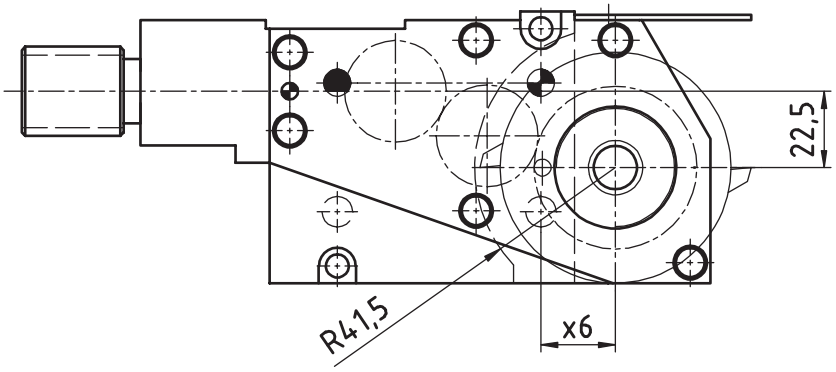

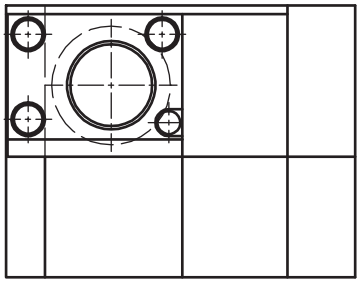

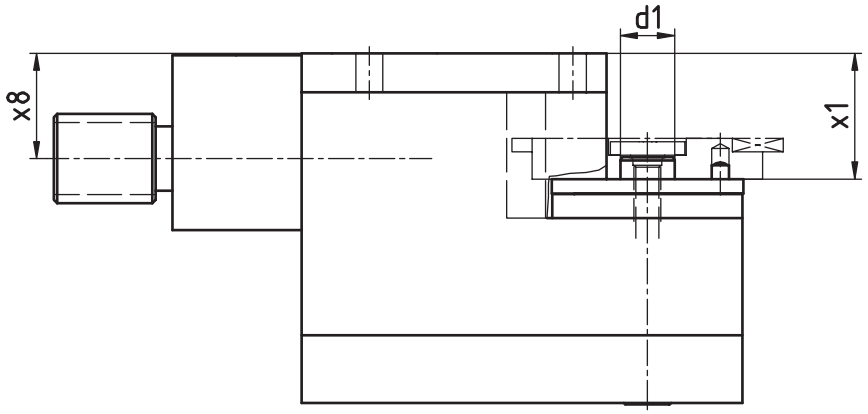

[mm]	[mm]	[mm]	[mm]	Spindle Broche	[Nm]	[rpm]		Outside cooling Lubrificat. ext.	Internal cooling Lubrificat. cent.	[bar]	Order no. N° de Code
d1	**x1**	**x6**	**x8**	**Spindel**	**T max**	**n max**	**i**	**Aussenkühlung**	**Innenkühlung**	**p**	**Bestellnummer**
16	37	22	31		16	5.000	1,6:1				MPU.TO.0900.DE13

Passend für Maschine: suitable machines: approprié pour la machine:	DECO 13 DECO 16	EvoDECO 16/10 EvoDECO 16/8

Tornos - EvoDECO

Bohr- und Fräskopf winkelverstellbar
Drilling and milling swivel head
Outil de perçage et de fraisage tournant

WG 35



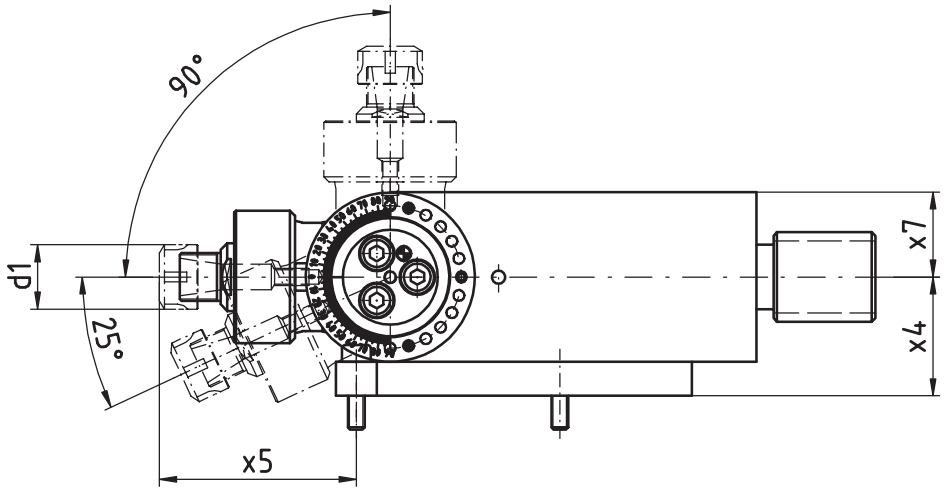

[mm]	[mm]	[mm]	[mm]	Spindle Broche	[Nm]	[rpm]		Outside cooling Lubrificat. ext.	Internal cooling Lubrificat. cent.	[bar]	Order no. N° de Code
d1	**x4**	**x5**	**x7**	**Spindel**	**T max**	**n max**	**i**	**Aussenkühlung**	**Innenkühlung**	**p**	**Bestellnummer**
19	35	58	25	ER11	8	8.000	1:1				MPU.T0.0300.DE13

Passend für Maschine: suitable machines: approprié pour la machine:	DECO 13 DECO 16	EvoDECO 16/10 EvoDECO 16/8



Tornos - EvoDECO

Gewindewirbelapparat
Thread whirling unit
Unité de tourbillonnement

WG 35

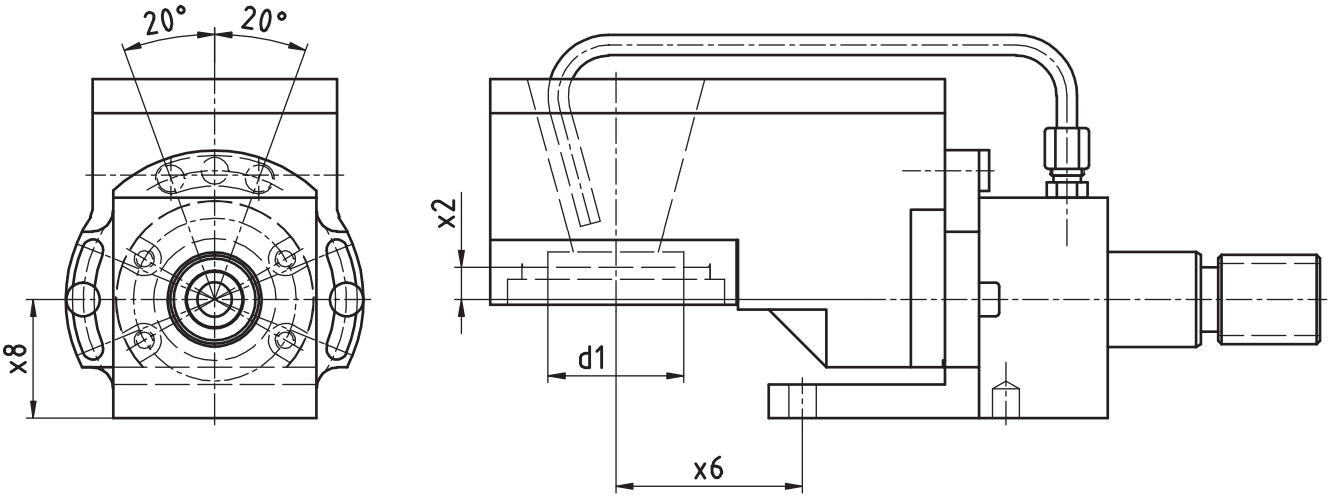

[mm]	[mm]	[mm]	[mm]	Spindle Broche	[Nm]	[rpm]		Outside cooling Lubrificat. ext.	Internal cooling Lubrificat. cent.	[bar]	Order no. N° de Code
d1	**x2**	**x6**	**x8**	**Spindel**	**T max**	**n max**	**i**	**Aussenkühlung**	**Innenkühlung**	**p**	**Bestellnummer**
40	9,5	55	35	Tornos org.	16	8.000	1:1	x			MPU.TO.0800.DE13

Passend für Maschine: suitable machines: approprié pour la machine:	DECO 13 DECO 16	EvoDECO 16/10 EvoDECO 16/8

Tornos - EvoDECO

Gewindewirbelapparat modular
Thread whirling unit
Unité de tourbillonnement

WG 35

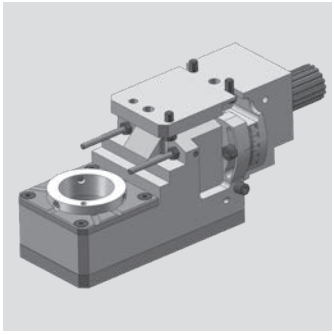

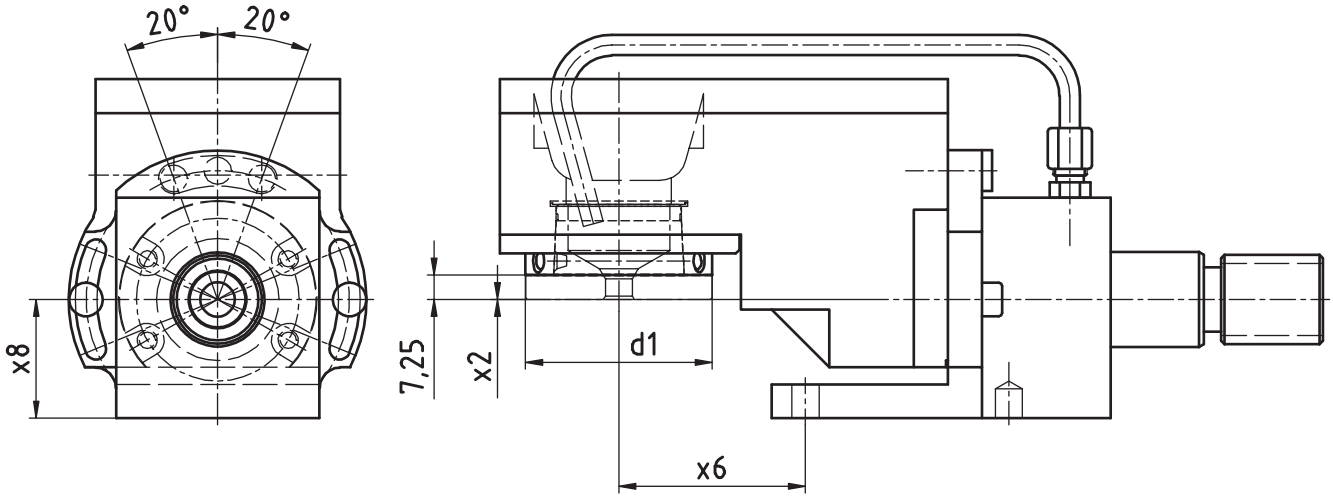

[mm]	[mm]	[mm]	[mm]	Spindle Broche	[Nm]	[rpm]		Outside cooling Lubrificat. ext.	Internal cooling Lubrificat. cent.	[bar]	Order no. N° de Code
d1	**x2**	**x6**	**x8**	**Spindel**	**T max**	**n max**	**i**	**Aussenkühlung**	**Innenkühlung**	**p**	**Bestellnummer**
54	0	55	35	WFW 50	16	8.000	1:1	x			MPU.TO.M0800.DE13

Passend für Maschine: suitable machines: approprié pour la machine:	DECO 13 DECO 16	EvoDECO 16/10 EvoDECO 16/8



Tornos - EvoDECO

Axial Bohr- und Fräskopf
Axial drilling and milling head
Outil de perçage et de fraisage axiale

WG 35

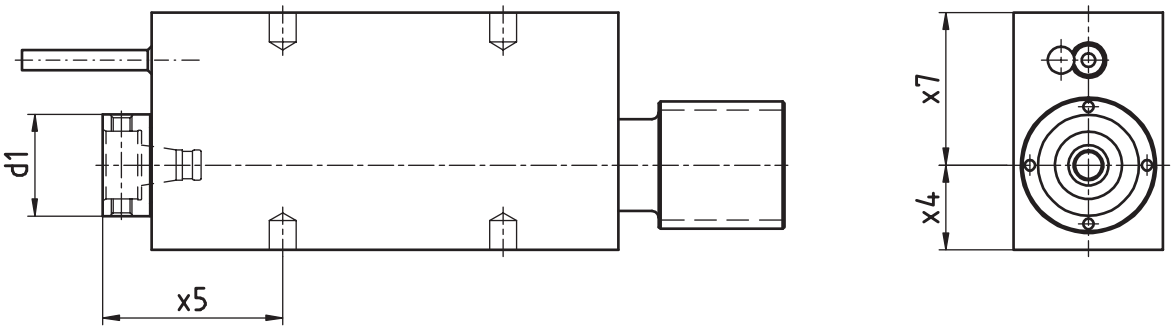

[mm]	[mm]	[mm]	[mm]	Spindle Broche	[Nm]	[rpm]		Outside cooling Lubrificat. ext.	Internal cooling Lubrificat. cent.	[bar]	Order no. N° de Code
d1	**x4**	**x5**	**x7**	**Spindel**	**T max**	**n max**	**i**	**Aussenkühlung**	**Innenkühlung**	**p**	**Bestellnummer**
30	25	53	45	WFB 20-12	16	8.000	1:1	x			MPU.TO.0100.DE20-H25
30	25	53	45	WFB 20-12	16	8.000	1:1	x	x	170	MPU.TO.0100.DE20H1
30	25	53	45	WFB 20-12	8	14.544	1:1,818	x	x	170	MPU.TO.0100.DE20H2
30	27	53	43	WFB 20-12	16	8.000	1:1	x			MPU.TO.0100.DE20-H27
30	25	80	45	WFB 20-12	16	8.000	1:1	x			MPU.TO.0110.DE20
30	25	80	45	WFB 20-12	16	8.000	1:1	x	x	170	MPU.TO.0110.DE20H1
30	25	80	45	WFB 20-12	8	14.544	1:1,818	x	x	170	MPU.TO.0110.DE20H2
30	25	114	45	WFB 20-12	16	8.000	1:1	x			MPU.TO.0120.DE20
30	25	114	45	WFB 20-12	8	14.544	1:1,818	x	x	170	MPU.TO.0120.DE20H2

Passend für Maschine: suitable machines: approprié pour la machine:	DECO 20 DECO 26	EvoDECO 20 EvoDECO 32

Tornos - EvoDECO

Radial Bohr- und Fräskopf
Radial drilling and milling head
Outil de perçage et de fraisage radiale

WG 35

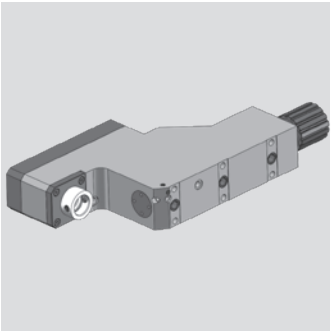

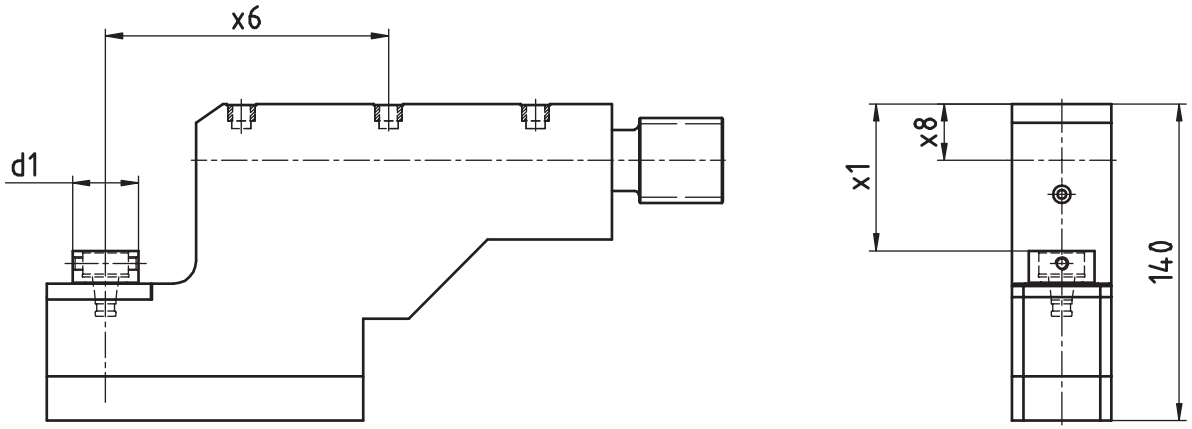

[mm]	[mm]	[mm]	[mm]	Spindle Broche	[Nm]	[rpm]		Outside cooling Lubrificat. ext.	Internal cooling Lubrificat. cent.	[bar]	Order no. N° de Code
d1	**x1**	**x6**	**x8**	**Spindel**	**T max**	**n max**	**i**	**Aussenkühlung**	**Innenkühlung**	**p**	**Bestellnummer**
30	65	125	25	WFB 20-12	8	8.000	1:1	x			MPU.T0.0200.DE20

Passend für Maschine: suitable machines: approprié pour la machine:	DECO 20 DECO 26	EvoDECO 20 EvoDECO 32



Tornos - EvoDECO

Axial Bohr- und Fräskopf
Axial drilling and milling head
Outil de perçage et de fraisage axiale

WG 35

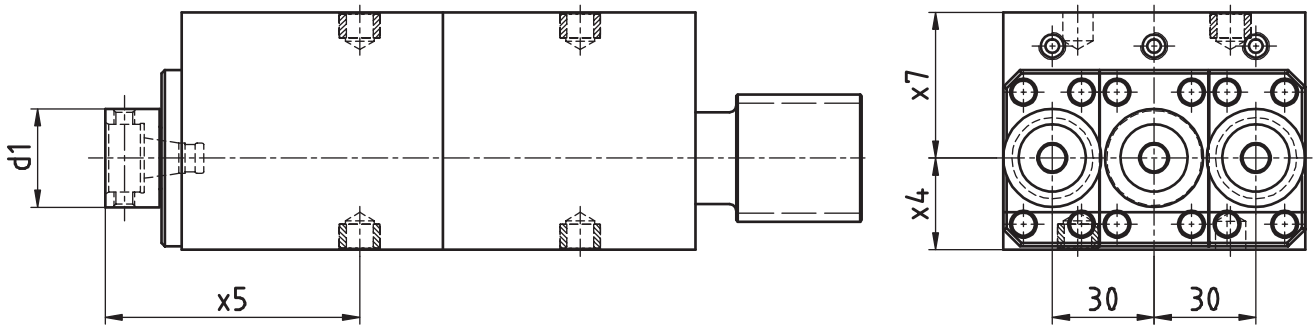

[mm]	[mm]	[mm]	[mm]	Spindle Broche	[Nm]	[rpm]		Outside cooling Lubrificat. ext.	Internal cooling Lubrificat. cent.	[bar]	Order no. N° de Code
d1	**x4**	**x5**	**x7**	**Spindel**	**T max**	**n max**	**i**	**Aussenkühlung**	**Innenkühlung**	**p**	**Bestellnummer**
30	23	75	47	WFB 20-12	8	8.000	1:1	x			MPU.TO.1103.DE20

Passend für Maschine: suitable machines: approprié pour la machine:	DECO 20 DECO 26	EvoDECO 20 EvoDECO 32

Tornos - EvoDECO

Radial Bohr- und Fräskopf
Radial drilling and milling head
Outil de perçage et de fraisage radiale

WG 35

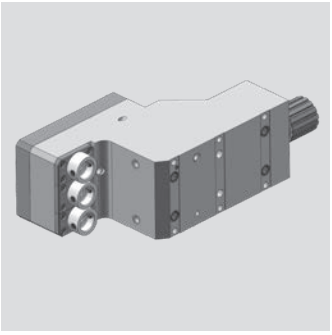

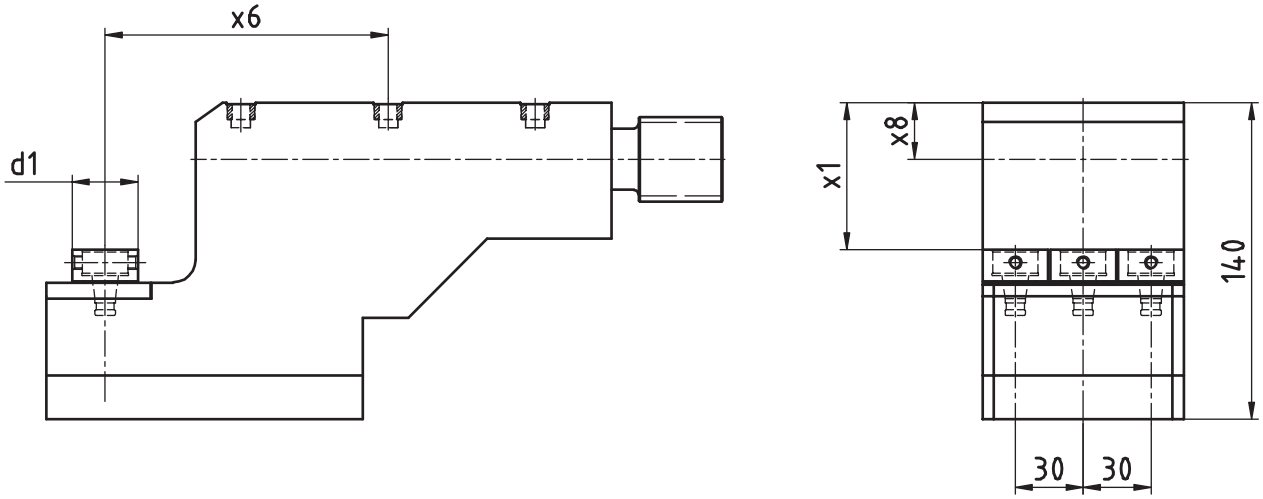

[mm]	[mm]	[mm]	[mm]	Spindle Broche	[Nm]	[rpm]		Outside cooling Lubrificat. ext.	Internal cooling Lubrificat. cent.	[bar]	Order no. N° de Code
d1	**x1**	**x6**	**x8**	**Spindel**	**T max**	**n max**	**i**	**Aussenkühlung**	**Innenkühlung**	**p**	**Bestellnummer**
29	23	125	25	WFB 20-12	8	8.000	1:1	x			MPU.T0.2103.DE20

Passend für Maschine: suitable machines: approprié pour la machine:	DECO 20 DECO 26	EvoDECO 20 EvoDECO 32



Tornos - EvoDECO

Axial Bohr- und Fräskopf
Axial drilling and milling head
Outil de perçage et de fraisage axiale

WG 35

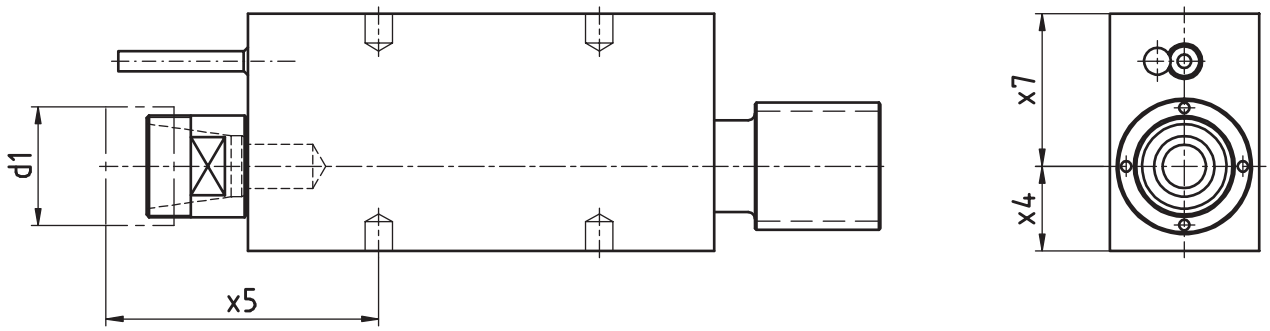

[mm]	[mm]	[mm]	[mm]	Spindle Broche	[Nm]	[rpm]		Outside cooling Lubrificat. ext.	Internal cooling Lubrificat. cent.	[bar]	Order no. N° de Code
d1	**x4**	**x5**	**x7**	**Spindel**	**T max**	**n max**	**i**	**Aussenkühlung**	**Innenkühlung**	**p**	**Bestellnummer**
35	25	80	45	ER25 MINI	16	8.000	1:1	x			MPU.TO.0100.DE20.ER25M
35	25	110	45	ER25 MINI	16	8.000	1:1	x			MPU.TO.0110.DE20.ER25M
35	25	145	45	ER25 MINI	16	8.000	1:1	x			MPU.TO.0120.DE20.ER25M

Passend für Maschine: suitable machines: approprié pour la machine:	DECO 20 DECO 26	EvoDECO 20 EvoDECO 32

Tornos - EvoDECO

Radial Bohr- und Fräskopf
Radial drilling and milling head
Outil de perçage et de fraisage radiale

WG 35



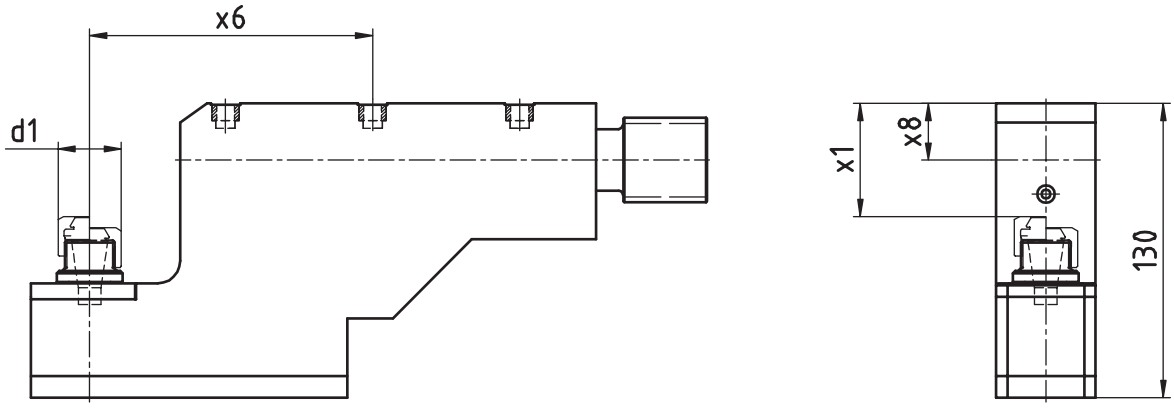

[mm]	[mm]	[mm]	[mm]	Spindle Broche	[Nm]	[rpm]		Outside cooling Lubrificat. ext.	Internal cooling Lubrificat. cent.	[bar]	Order no. N° de Code
d1	**x1**	**x6**	**x8**	**Spindel**	**T max**	**n max**	**i**	**Aussenkühlung**	**Innenkühlung**	**p**	**Bestellnummer**
28	50	125	25	ER16	8	8.000	1:1	x			MPU.T0.0210.DE20

Passend für Maschine: suitable machines: approprié pour la machine:	DECO 20 DECO 26	EvoDECO 20 EvoDECO 32



Tornos - EvoDECO

Radial-Bohr- und Fräskopf (Mehrkantschlagen)
radial drilling and milling head (polyhedral beat)
Outil Rotatif Radial de Pertage et de Fraisage (battement polyedrique)

WG 35

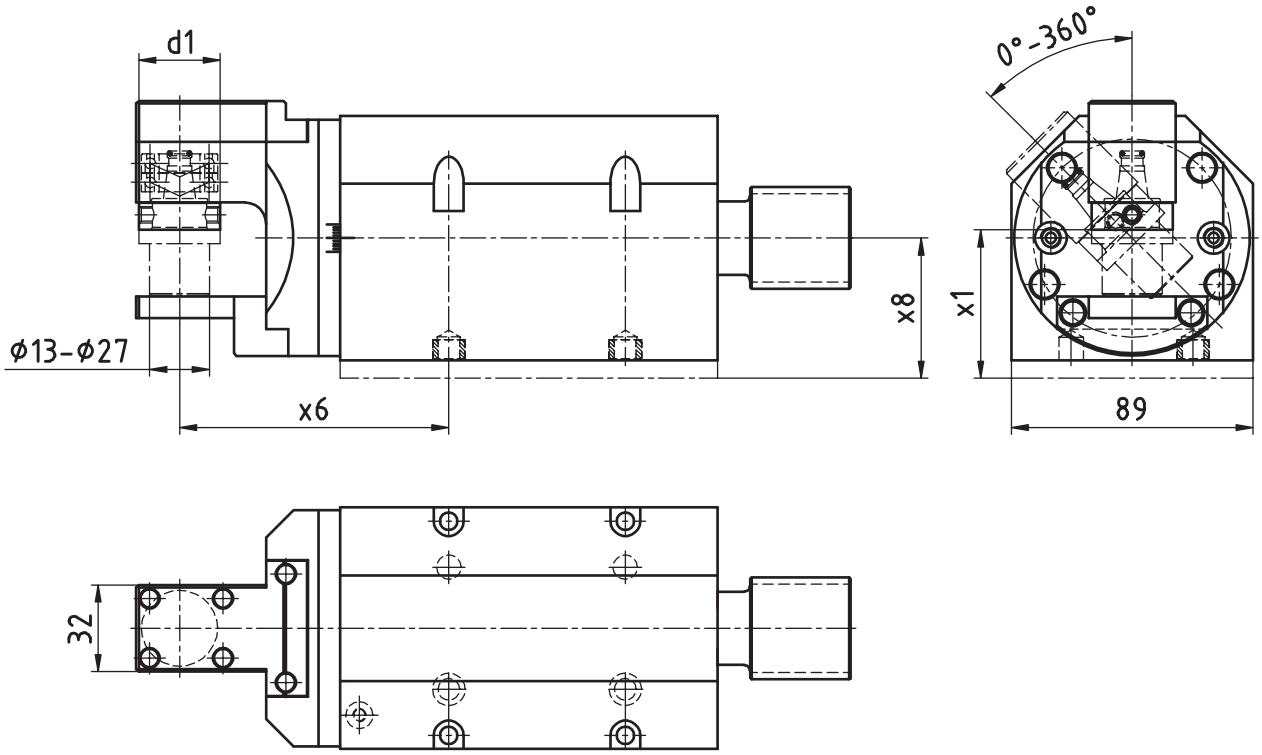

[mm]	[mm]	[mm]	[mm]	Spindle Broche	[Nm]	[rpm]		Outside cooling Lubrificat. ext.	Internal cooling Lubrificat. cent.	[bar]	Order no. Nº de Code
d1	**x1**	**x6**	**x8**	**Spindel**	**T max**	**n max**	**i**	**Aussenkühlung**	**Innenkühlung**	**p**	**Bestellnummer**
30	54,7	99,25	51,7	WFB 20-12	16	8.000	1:1	x			MPU.TO.0900.DE20

Passend für Maschine:
suitable machines:
approprié pour la machine:

DECO 20
DECO 26
EvoDECO 20
EvoDECO 32

Achtung! Einsetzbar als schwenbarer Winkelkopf
attention! Useable as angle toolholder adjustable
attention! applicable en tant que tête d angle pivotante

Tornos - EvoDECO

Bohr- und Fräskopf winkelverstellbar
Drilling and milling swivel head
Outil de perçage et de fraisage tournant

WG 35



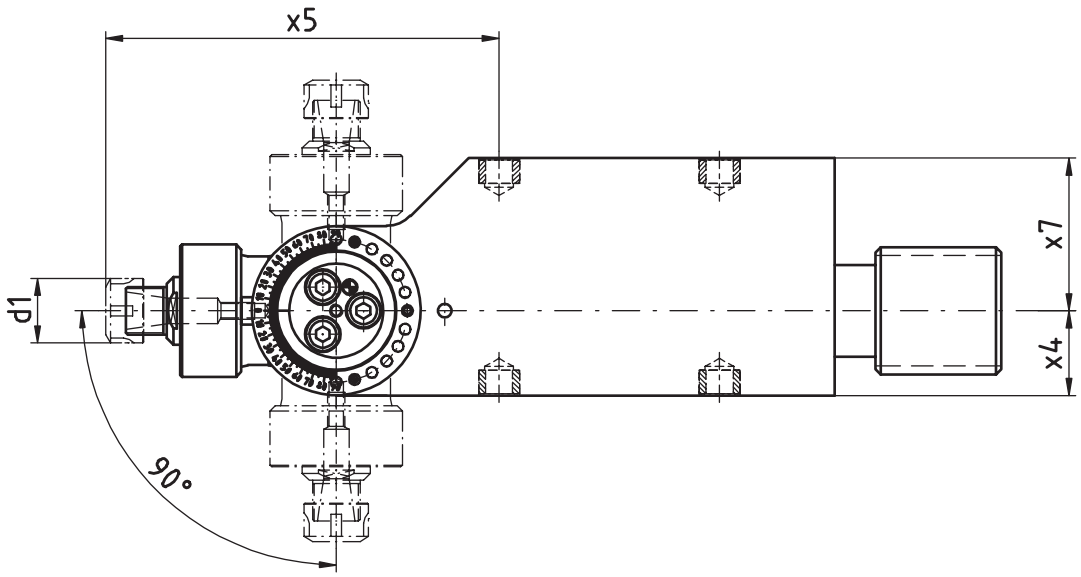

[mm]	[mm]	[mm]	[mm]	Spindle Broche	[Nm]	[rpm]		Outside cooling Lubrificat. ext.	Internal cooling Lubrificat. cent.	[bar]	Order no. N° de Code
d1	**x4**	**x5**	**x7**	**Spindel**	**T max**	**n max**	**i**	**Aussenkühlung**	**Innenkühlung**	**p**	**Bestellnummer**
19	25	116	45	ER11	8	8.000	1:1				MPU.TO.0300.DE20
19	25	148	45	ER11	8	8.000	1:1				MPU.TO.0310.DE20

Passend für Maschine: suitable machines: approprié pour la machine:	DECO 20 DECO 26	EvoDECO 20 EvoDECO 32

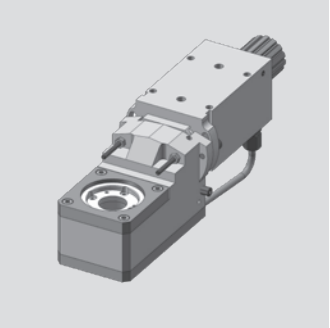

Tornos - EvoDECO

Gewindewirbelapparat
Thread whirling unit
Unité de tourbillonnement

WG 35

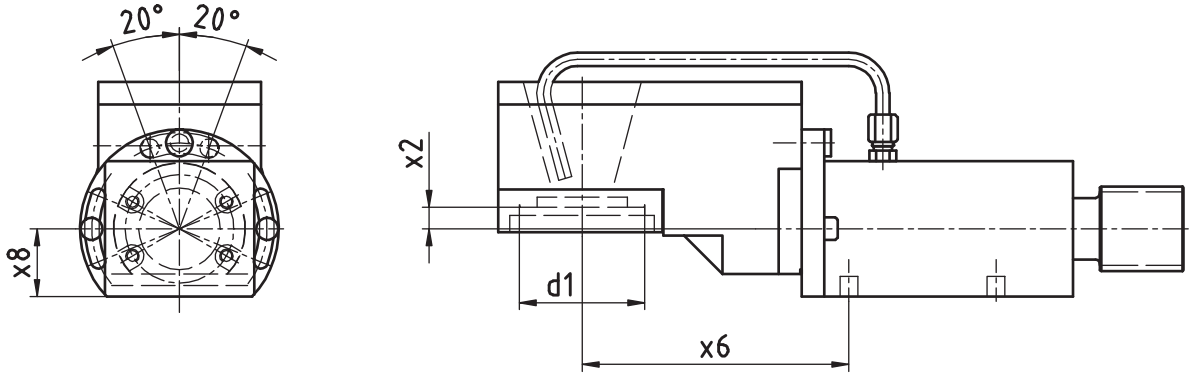

[mm]	[mm]	[mm]	[mm]	Spindle Broche	[Nm]	[rpm]		Outside cooling Lubrificat. ext.	Internal cooling Lubrificat. cent.	[bar]	Order no. N° de Code
d1	**x2**	**x6**	**x8**	**Spindel**	**T max**	**n max**	**i**	**Aussenkühlung**	**Innenkühlung**	**p**	**Bestellnummer**
40	9,5	118	35	Tornos org.	16	8.000	1:1	x			MPU.TO.0800.DE20

Passend für Maschine: suitable machines: approprié pour la machine:	DECO 20 DECO 26	EvoDECO 20 EvoDECO 32

Tornos - EvoDECO

Gewindewirbelapparat modular
Thread whirling unit
Unité de tourbillonnement

WG 35

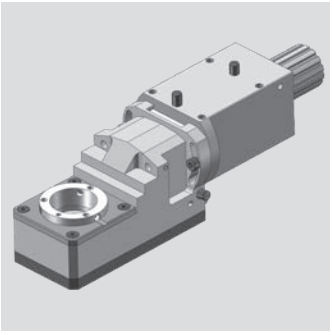

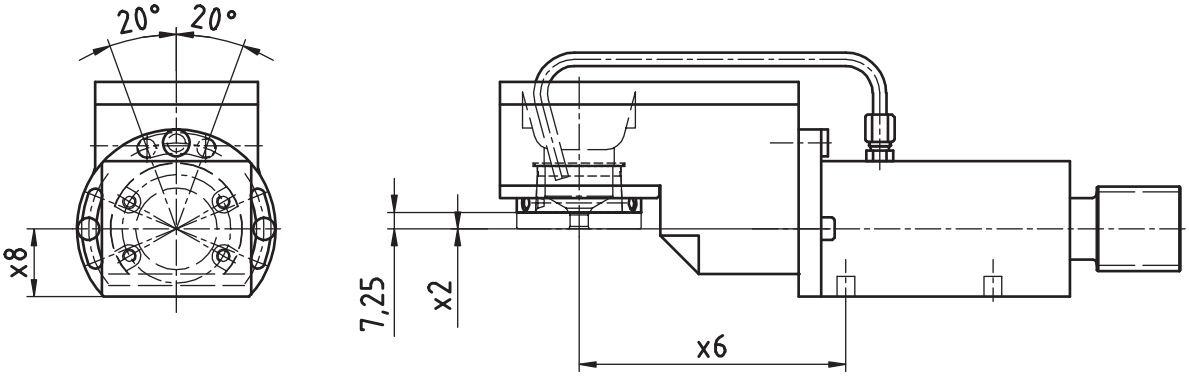

[mm]	[mm]	[mm]	[mm]	Spindle Broche	[Nm]	[rpm]		Outside cooling Lubrificat. ext.	Internal cooling Lubrificat. cent.	[bar]	Order no. N° de Code
d1	**x2**	**x6**	**x8**	**Spindel**	**T max**	**n max**	**i**	**Aussenkühlung**	**Innenkühlung**	**p**	**Bestellnummer**
54	0	118	30	WFW 50	16	8.000	1:1	x			MPU.TO.M0800.DE20

Passend für Maschine: suitable machines: approprié pour la machine:	DECO 20 DECO 26	EvoDECO 20 EvoDECO 32



Tornos - Gamma

Axial Bohr- und Fräskopf
Axial drilling and milling head
Outil de perçage et de fraisage axiale

WG 35

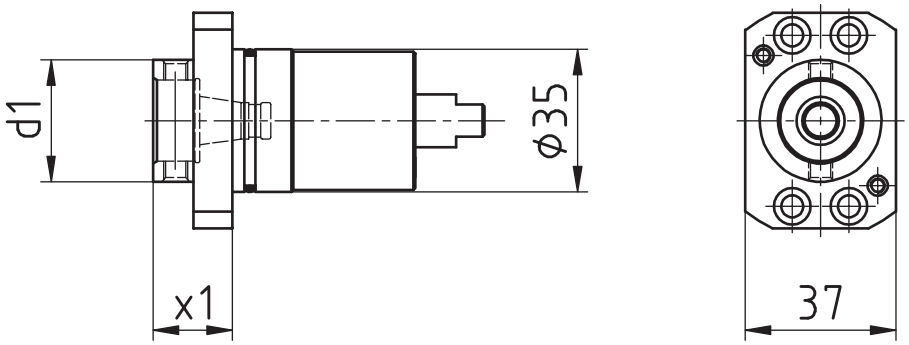

[mm]	[mm]	Spindle Broche	[Nm]	[rpm]		Outside cooling Lubrificat. ext.	Internal cooling Lubrificat. cent.	[bar]	Order no. N° de Code
d1	**x1**	**Spindel**	**T max**	**n max**	**i**	**Aussenkühlung**	**Innenkühlung**	**p**	**Bestellnummer**
30	19,5	WFB 20-12	10	8.000	1:1				MPU.Z25.B20.AA0.GA

Passend für Maschine: suitable machines: approprié pour la machine:	Gamma 20

Tornos - Gamma

Axial Bohr- und Fräskopf
Axial drilling and milling head
Outil de perçage et de fraisage axiale

WG 35



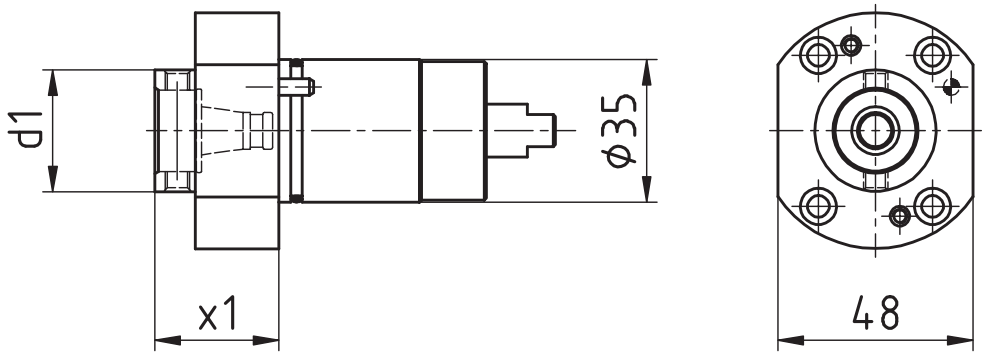

[mm]	[mm]	Spindle Broche	[Nm]	[rpm]		Outside cooling Lubrificat. ext.	Internal cooling Lubrificat. cent.	[bar]	Order no. N° de Code
d1	**x1**	**Spindel**	**T max**	**n max**	**i**	**Aussenkühlung**	**Innenkühlung**	**p**	**Bestellnummer**
30	30,5	WFB 20-12	10	8.000	1:1				MPU.Z35.B20.AA0.GAR

Passend für Maschine: suitable machines: approprié pour la machine:	Gamma 20

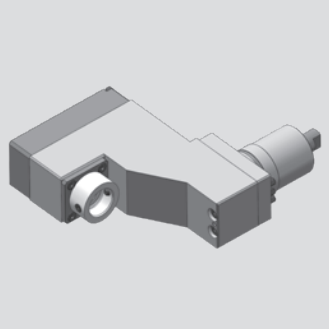

Tornos - Gamma

Radial Bohr- und Fräskopf
Radial drilling and milling head
Outil de perçage et de fraisage radiale

WG 35

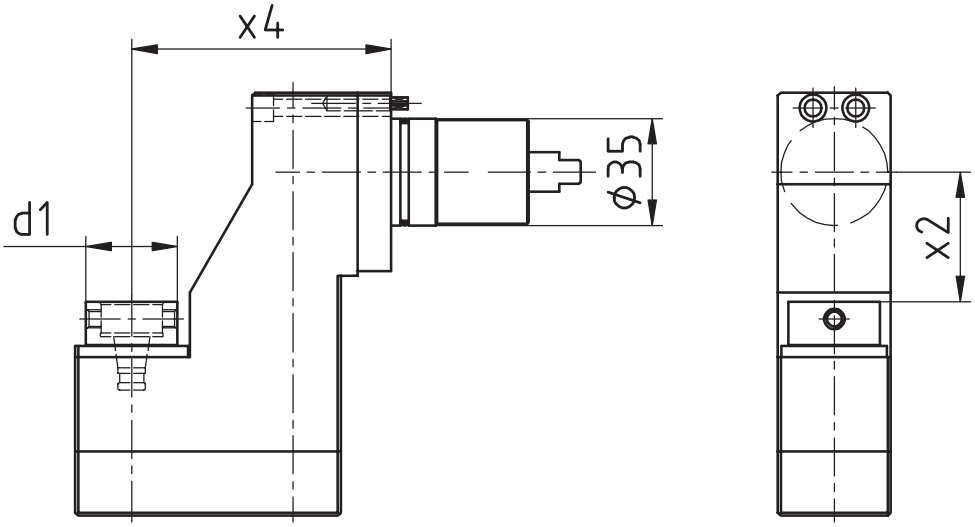

[mm]	[mm]	[mm]	Spindle Broche	[Nm]	[rpm]		Outside cooling Lubrificat. ext.	Internal cooling Lubrificat. cent.	[bar]	Order no. N° de Code
d1	**x2**	**x4**	**Spindel**	**T max**	**n max**	**i**	**Aussenkühlung**	**Innenkühlung**	**p**	**Bestellnummer**
30	42,5	85	WFB 20-12	10	8.000	1:1				MPU.Z35.B20.RA0.GA

Passend für Maschine: suitable machines: approprié pour la machine:	Gamma 20

Tornos - Gamma

Radial Bohr- und Fräskopf
Radial drilling and milling head
Outil de perçage et de fraisage radiale

WG 35



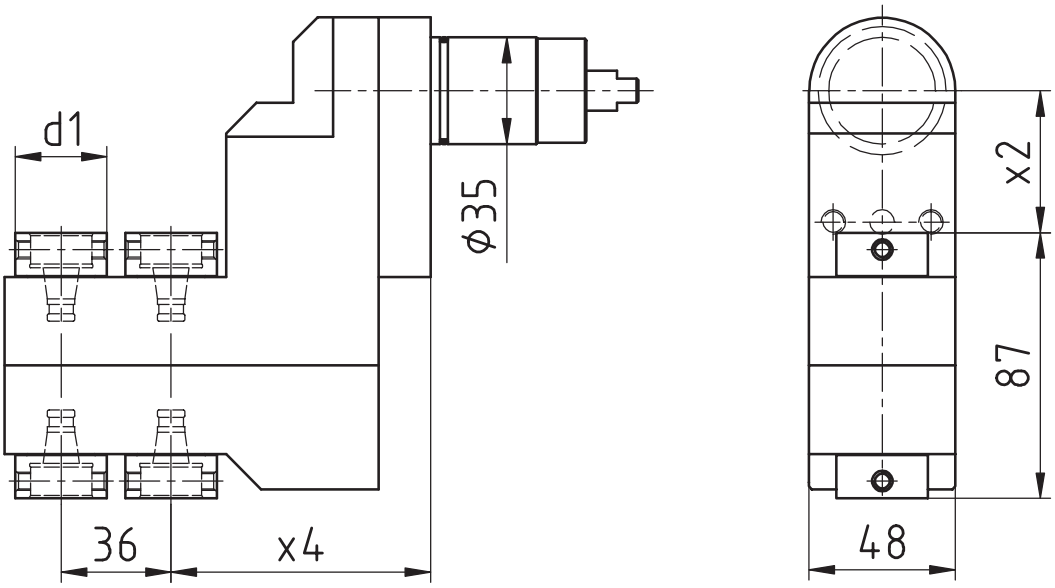

[mm]	[mm]	[mm]	Spindle Broche	[Nm]	[rpm]		Outside cooling Lubrificat. ext.	Internal cooling Lubrificat. cent.	[bar]	Order no. N° de Code
d1	**x2**	**x4**	**Spindel**	**T max**	**n max**	**i**	**Aussenkühlung**	**Innenkühlung**	**p**	**Bestellnummer**
30	46,5	85	WFB 20-12	3	8.000	1:1				MPU.Z35.B20.4A0.GA

Passend für Maschine: suitable machines: approprié pour la machine:	Gamma 20

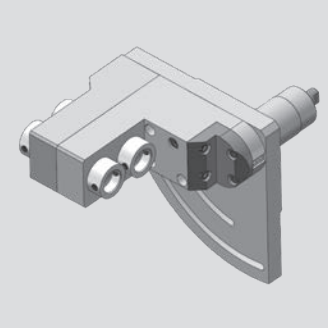

Tornos - Gamma

Radial Bohr- und Fräskopf
Radial drilling and milling head
Outil de perçage et de fraisage radiale

WG 35

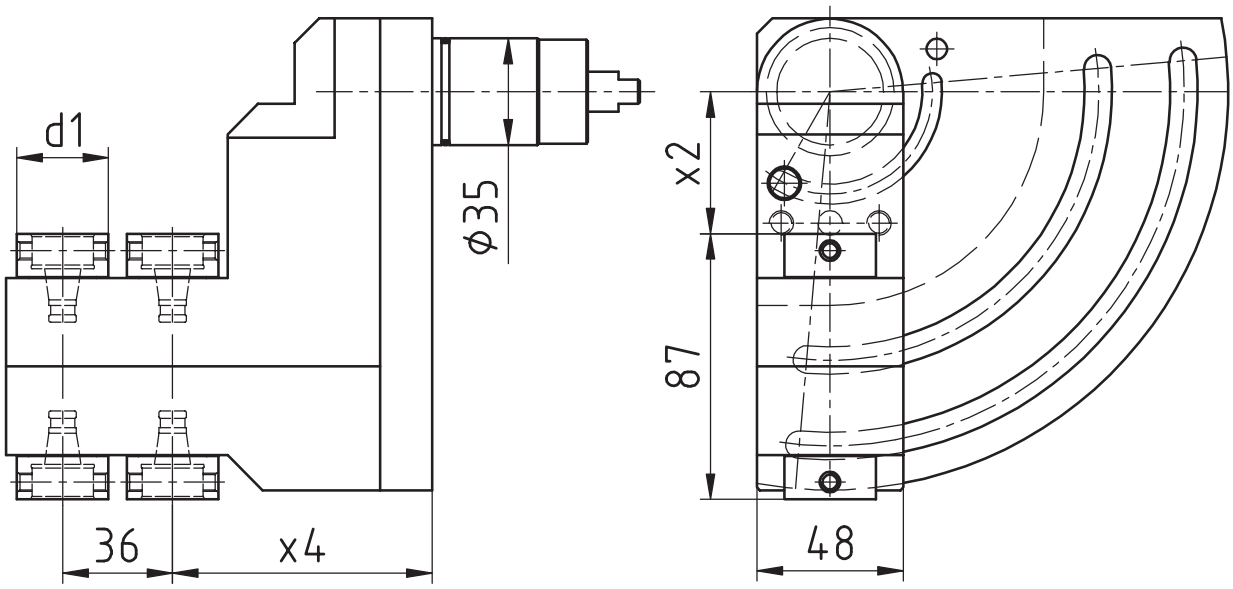

[mm]	[mm]	[mm]	Spindle Broche	[Nm]	[rpm]		Outside cooling Lubrificat. ext.	Internal cooling Lubrificat. cent.	[bar]	Order no. N° de Code
d1	**x2**	**x4**	**Spindel**	**T max**	**n max**	**i**	**Aussenkühlung**	**Innenkühlung**	**p**	**Bestellnummer**
30	46,5	85	WFB 20-12	3	8.000	1:1				MPU.Z35.B20.4S0.GA

Passend für Maschine: suitable machines: approprié pour la machine:	Gamma 20

Tornos - Gamma

Gewindewirbelapparat
Thread whirling unit
Unité de tourbillonnement

WG 35

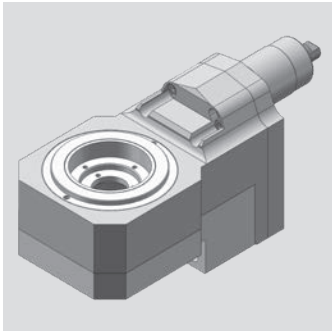

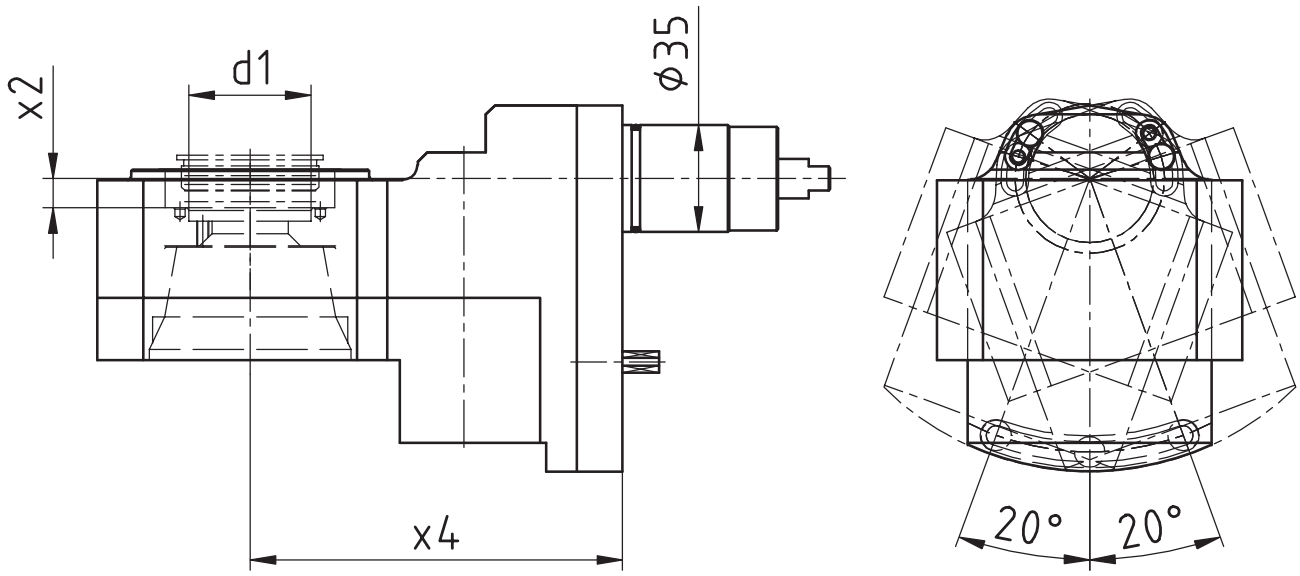

[mm]	[mm]	[mm]	Spindle Broche	[Nm]	[rpm]		Outside cooling Lubrificat. ext.	Internal cooling Lubrificat. cent.	[bar]	Order no. N° de Code
d1	**x2**	**x4**	**Spindel**	**T max**	**n max**	**i**	**Aussenkühlung**	**Innenkühlung**	**p**	**Bestellnummer**
40	9,5	122	MONO	16	6.932	1,154:1	x			MPU.Z35.0800.GA

Passend für Maschine: suitable machines: approprié pour la machine:	Gamma 20

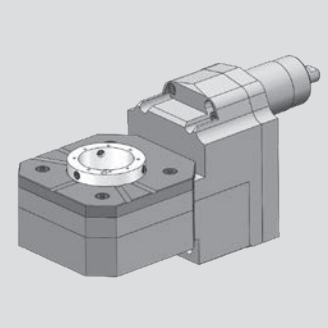

Tornos - Gamma

Gewindewirbelapparat modular
Thread whirling unit
Unité de tourbillonnement

WG 35

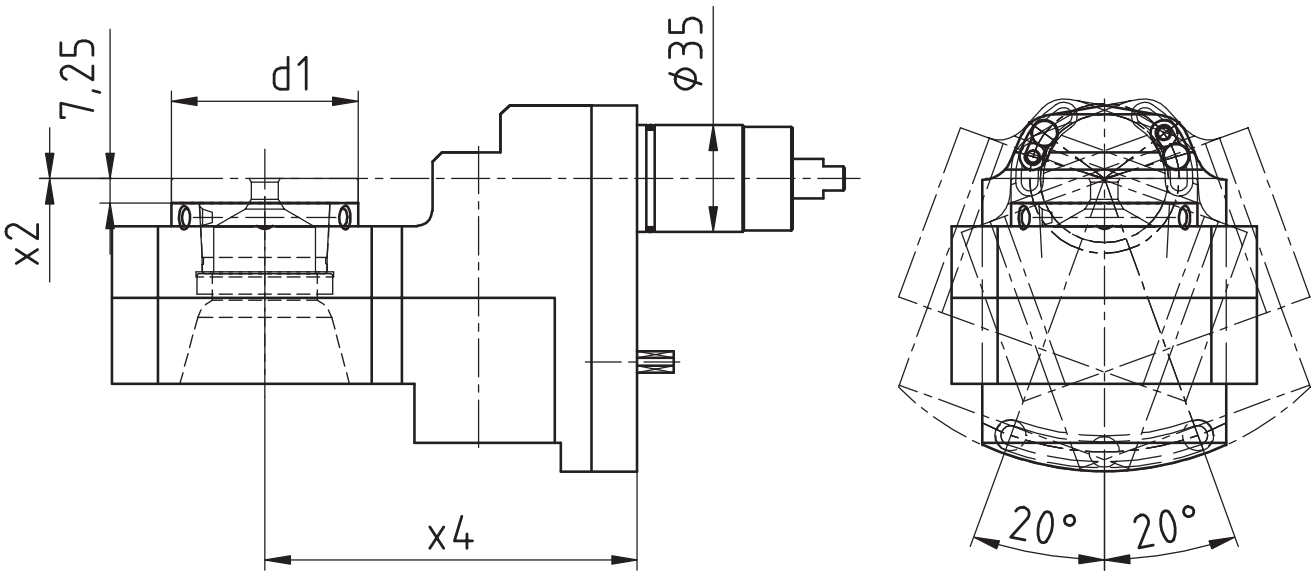

[mm]	[mm]	[mm]	Spindle Broche	[Nm]	[rpm]		Outside cooling Lubrificat. ext.	Internal cooling Lubrificat. cent.	[bar]	Order no. N° de Code
d1	**x2**	**x4**	**Spindel**	**T max**	**n max**	**i**	**Aussenkühlung**	**Innenkühlung**	**p**	**Bestellnummer**
54	0	122	WFW 50	16	6.932	1,154:1	x			MPU.Z35.M0800.GA

Passend für Maschine: suitable machines: approprié pour la machine:	Gamma 20

Tornos - Swiss Baureihen

Axial Bohr- und Fräskopf
Axial drilling and milling head
Outil de perçage et de fraisage axiale

WG 35



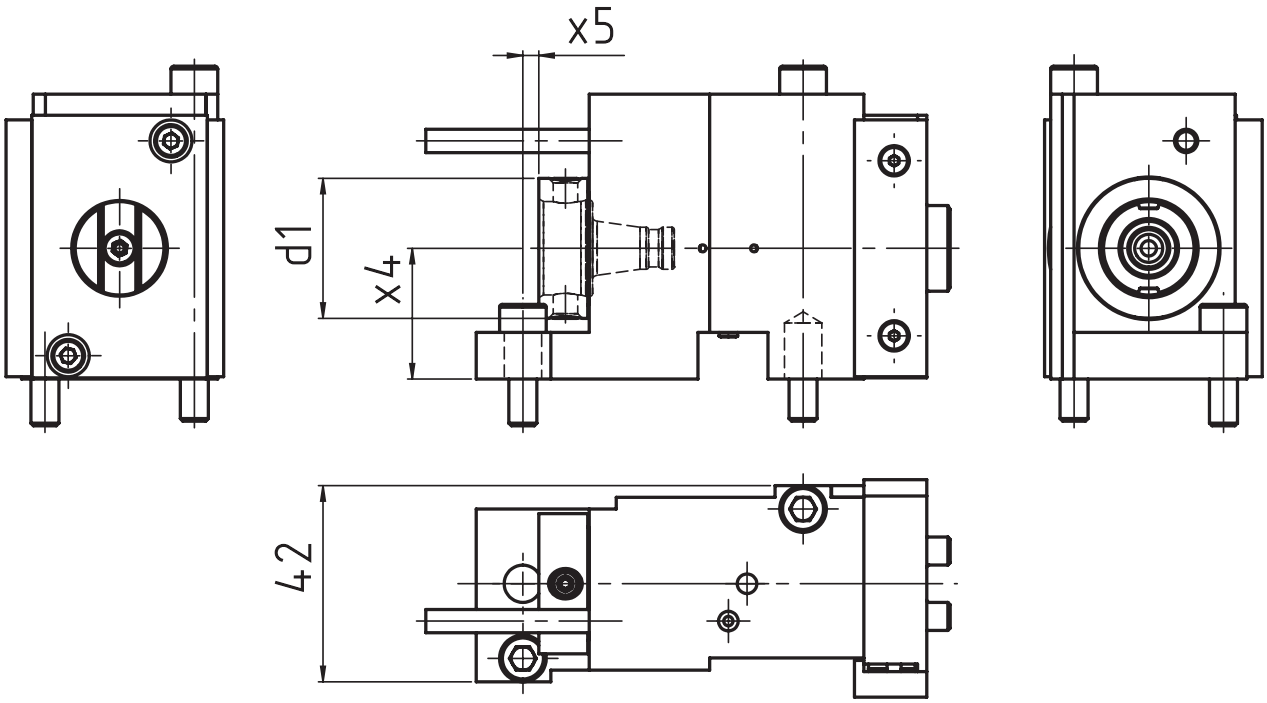

[mm]	[mm]	[mm]	Spindle Broche	[Nm]	[rpm]		Outside cooling Lubrificat. ext.	Internal cooling Lubrificat. cent.	[bar]	Order no. N° de Code
d1	**x4**	**x5**	**Spindel**	**T max**	**n max**	**i**	**Aussenkühlung**	**Innenkühlung**	**p**	**Bestellnummer**
30	28	3,5	WFB 20-12	10	6.000	1:1	x			MPU.TO.B20.H28.DGST
30	28	3,5	WFB 20-12	10	6.000	1:1	x	x	120	MPU.TO.B20.H28.DGST.IK

Passend für Maschine: suitable machines: approprié pour la machine:	DT 13 DT 26 GT 13	GT 26 GT 32 GT 32B	ST 26



Tornos - Swiss Baureihen

Axial Bohr- und Fräskopf
Axial drilling and milling head
Outil de perçage et de fraisage axiale

WG 35

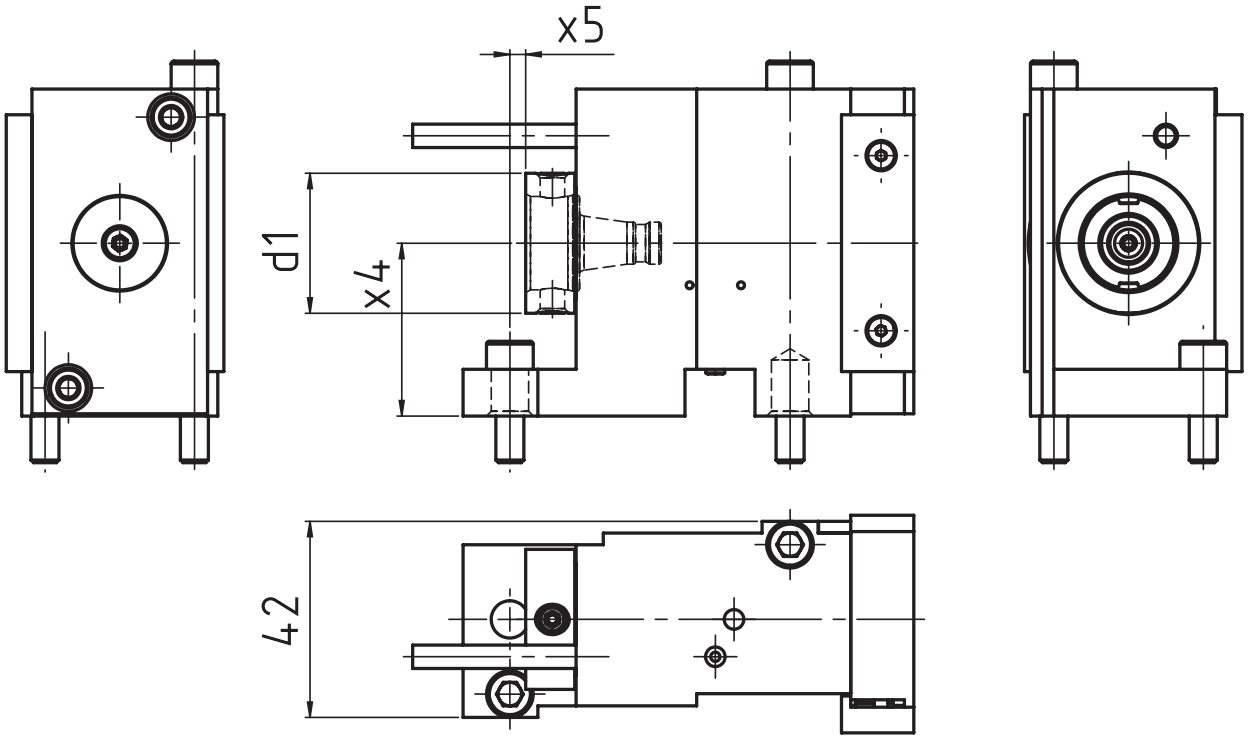

[mm]	[mm]	[mm]	Spindle Broche	[Nm]	[rpm]		Outside cooling Lubrificat. ext.	Internal cooling Lubrificat. cent.	[bar]	Order no. N° de Code
d1	**x4**	**x5**	**Spindel**	**T max**	**n max**	**i**	**Aussenkühlung**	**Innenkühlung**	**p**	**Bestellnummer**
30	37	3,4	WFB 20-12	10	6.000	1:1	x			MPU.TO.B20.H37.DGST
30	37	3,4	WFB 20-12	10	6.000	1:1	x	x	120	MPU.TO.B20.H37.DGST.IK

Passend für Maschine: suitable machines: approprié pour la machine:	DT 26 GT 13 GT 26	GT 32 GT 32B ST 26

Tornos - Swiss Baureihen

Axial Bohr- und Fräskopf
Axial drilling and milling head
Outil de perçage et de fraisage axiale

WG 35



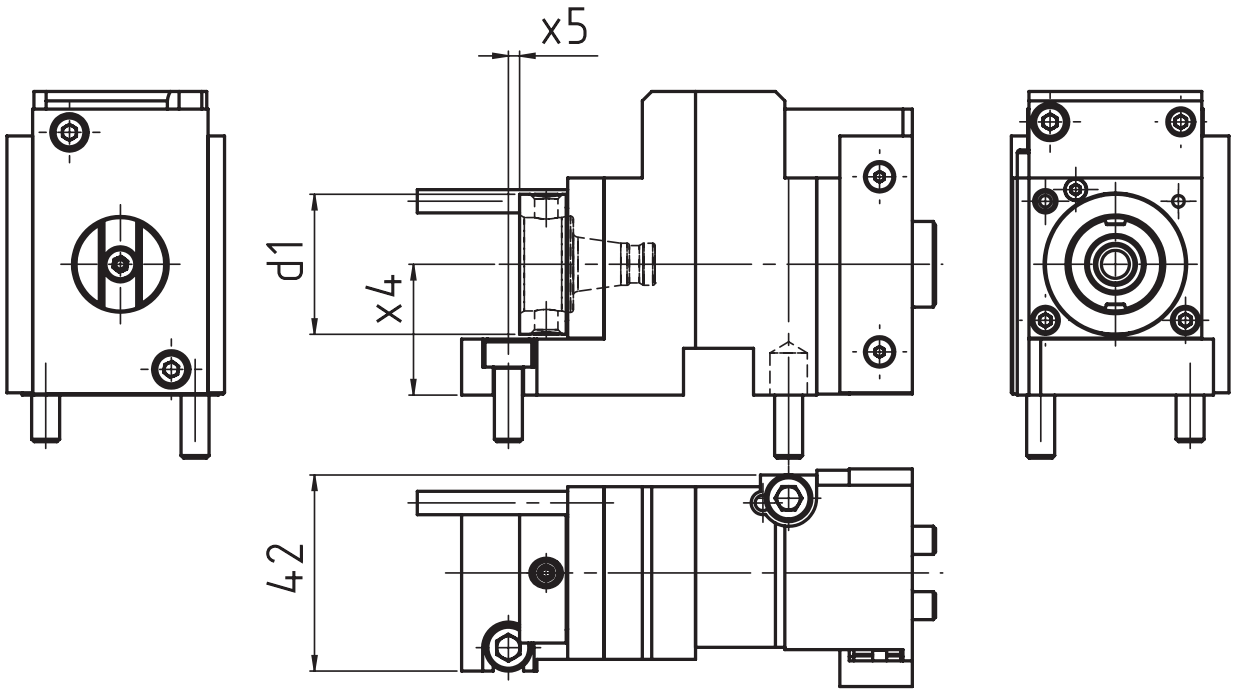

[mm]	[mm]	[mm]	Spindle Broche	[Nm]	[rpm]		Outside cooling Lubrificat. ext.	Internal cooling Lubrificat. cent.	[bar]	Order no. N° de Code
d1	**x4**	**x5**	**Spindel**	**T max**	**n max**	**i**	**Aussenkühlung**	**Innenkühlung**	**p**	**Bestellnummer**
30	28	2,4	WFB 20-12	3	18.000	1:3	x			MPU.T0.B20.S28.DGST

Passend für Maschine: suitable machines: approprié pour la machine:	DT 13 DT 26 GT 13	GT 26 GT 32 GT 32B	ST 26



Tornos - Swiss Baureihen

Axial Bohr- und Fräskopf
Axial drilling and milling head
Outil de perçage et de fraisage axiale

WG 35

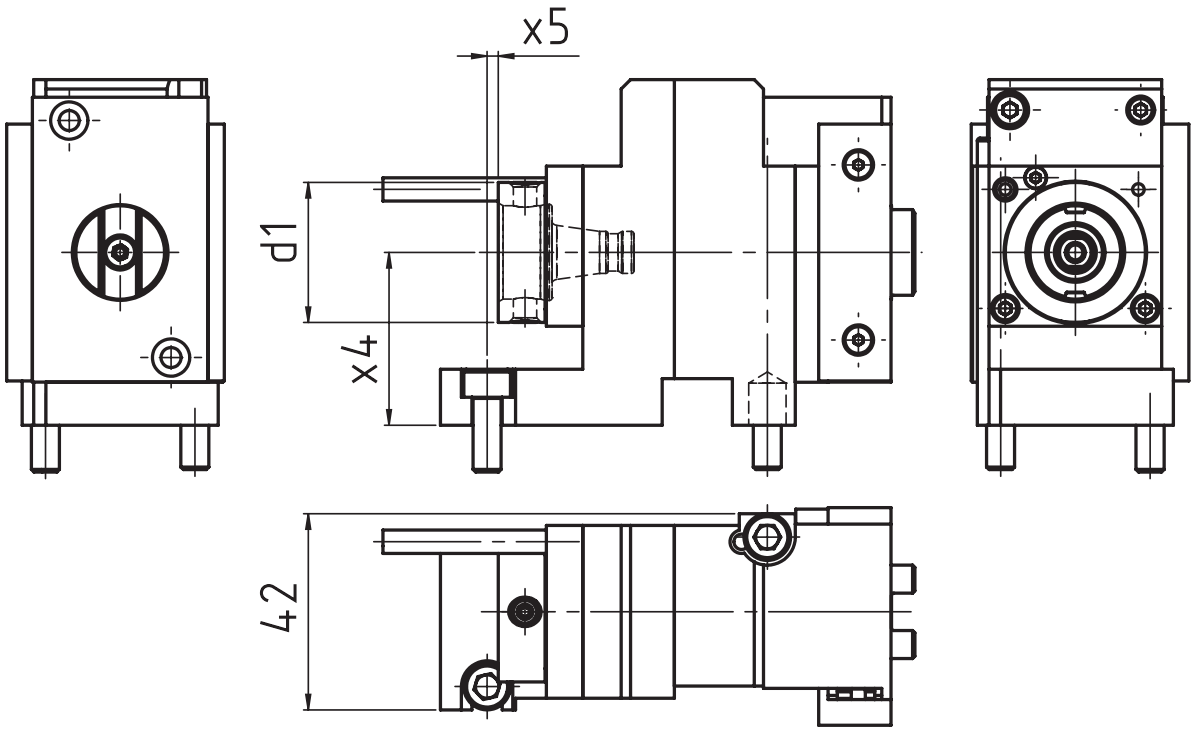

[mm]	[mm]	[mm]	Spindle Broche	[Nm]	[rpm]		Outside cooling Lubrificat. ext.	Internal cooling Lubrificat. cent.	[bar]	Order no. N° de Code
d1	**x4**	**x5**	**Spindel**	**T max**	**n max**	**i**	**Aussenkühlung**	**Innenkühlung**	**p**	**Bestellnummer**
30	37	2,4	WFB 20-12	3 Nm	18.000	1:3	x			MPU.TO.B20.S37.DGST

Passend für Maschine: suitable machines: approprié pour la machine:	DT 26 GT 13 GT 26	GT 32 ST 26

Tornos - Swiss Baureihen

Axial Bohr- und Fräskopf
Axial drilling and milling head
Outil de perçage et de fraisage axiale

WG 35



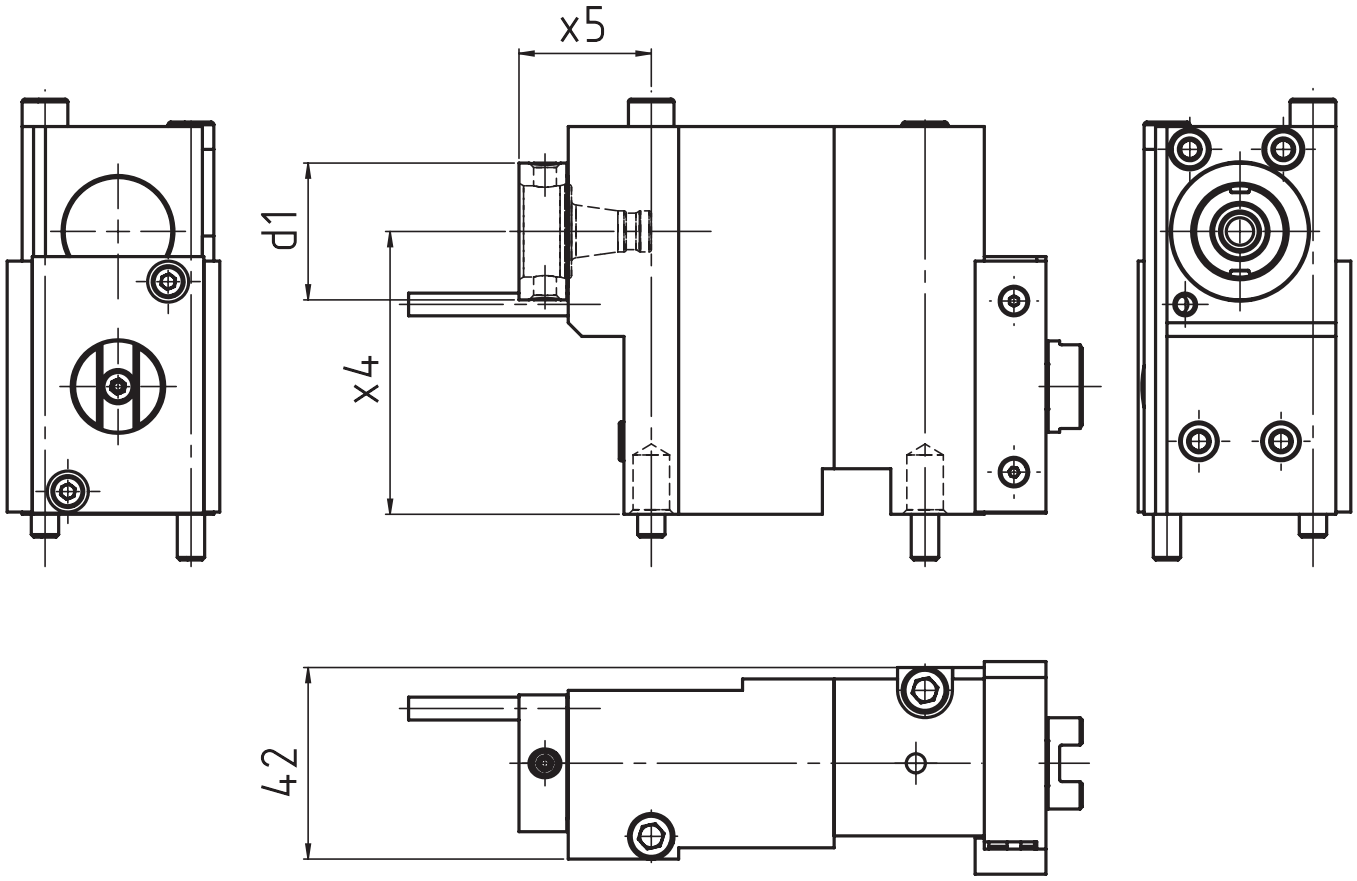

[mm]	[mm]	[mm]	Spindle Broche	[Nm]	[rpm]		Outside cooling Lubrificat. ext.	Internal cooling Lubrificat. cent.	[bar]	Order no. N° de Code
d1	**x4**	**x5**	**Spindel**	**T max**	**n max**	**i**	**Aussenkühlung**	**Innenkühlung**	**p**	**Bestellnummer**
30	62	29	WFB 20-12	20	3.000	2:1	x			MPU.TO.B20.H62.DGST

Passend für Maschine: suitable machines: approprié pour la machine:	DT 26 GT 13 GT 26	GT 32 ST 26



Tornos - Swiss Baureihen

Axial Bohr- und Fräskopf
Axial drilling and milling head
Outil de perçage et de fraisage axiale

WG 35

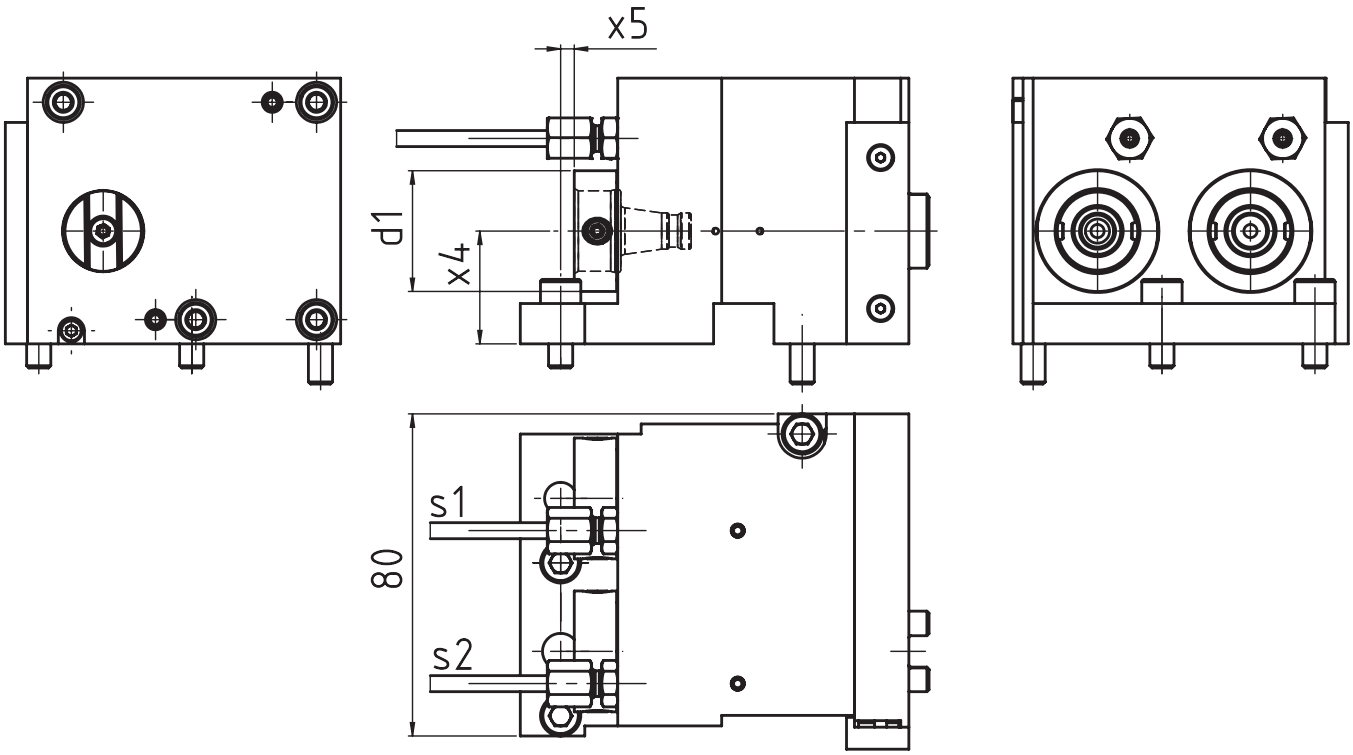

[mm]	[mm]	[mm]	Spindle Broche	[Nm]	[rpm]		Outside cooling Lubrificat. ext.	Internal cooling Lubrificat. cent.	[bar]	Order no. N° de Code
d1	**x4**	**x5**	**Spindel**	**T max**	**n max**	**i**	**Aussenkühlung**	**Innenkühlung**	**p**	**Bestellnummer**
30	28	3,4	WFB 20-12	10*	6.000*	1:1*	x	x	120	MPU.TO.B20.ME0.DGST

Passend für Maschine: suitable machines: approprié pour la machine:	DT 13 DT 26 GT 13	GT 26 GT 32 GT 32B	ST 26

* S1: 10 Nm/6.000 rpm/i=1:1
S2: 3 Nm/18.000 rpm/i=1:3

Tornos - Swiss Baureihen

Radial Bohr- und Fräskopf
Radial drilling and milling head
Outil de perçage et de fraisage radiale

WG 35

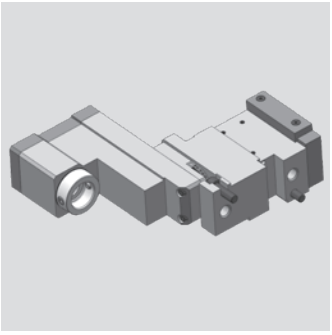

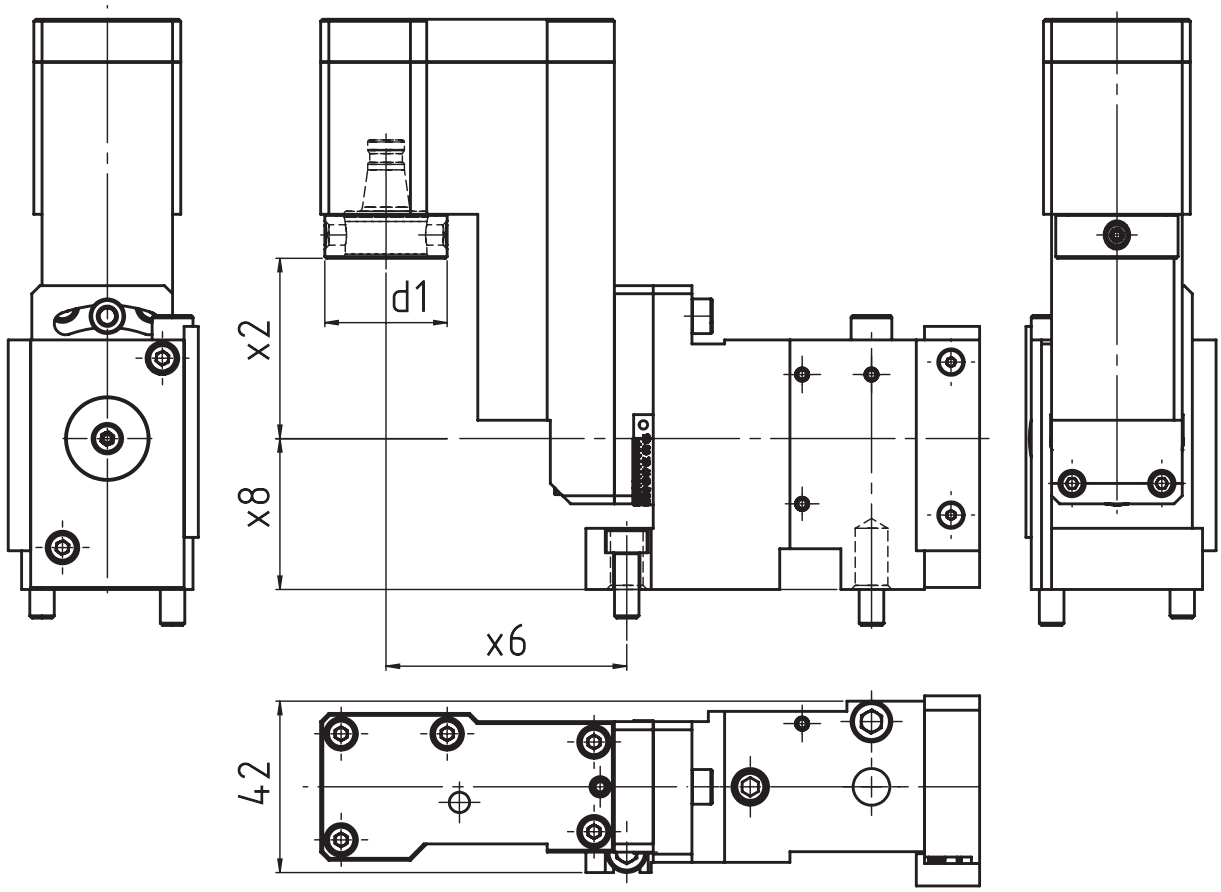

[mm]	[mm]	[mm]	[mm]	Spindle Broche	[Nm]	[rpm]		Outside cooling Lubrificat. ext.	Internal cooling Lubrificat. cent.	[bar]	Order no. N° de Code
d1	**x2**	**x6**	**x8**	**Spindel**	**T max**	**n max**	**i**	**Aussenkühlung**	**Innenkühlung**	**p**	**Bestellnummer**
30	44,2	59	37	WFB 20-12	3	6.000	1:1				MPU.TO.B20.S200.DGST
30	44,2	59	37	WFB 20-12	3	6.000	1:1		x	120	MPU.TO.B20.S200.DGSTIK

Passend für Maschine: suitable machines: approprié pour la machine:	DT 26 GT 13 GT 26	GT 32 ST 26

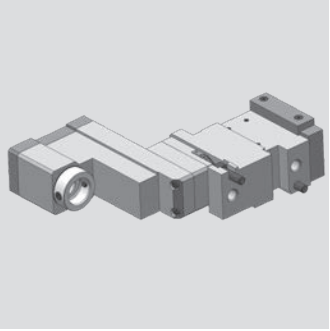

Tornos - Swiss Baureihen

Radial Bohr- und Fräskopf
Radial drilling and milling head
Outil de perçage et de fraisage radiale

WG 35

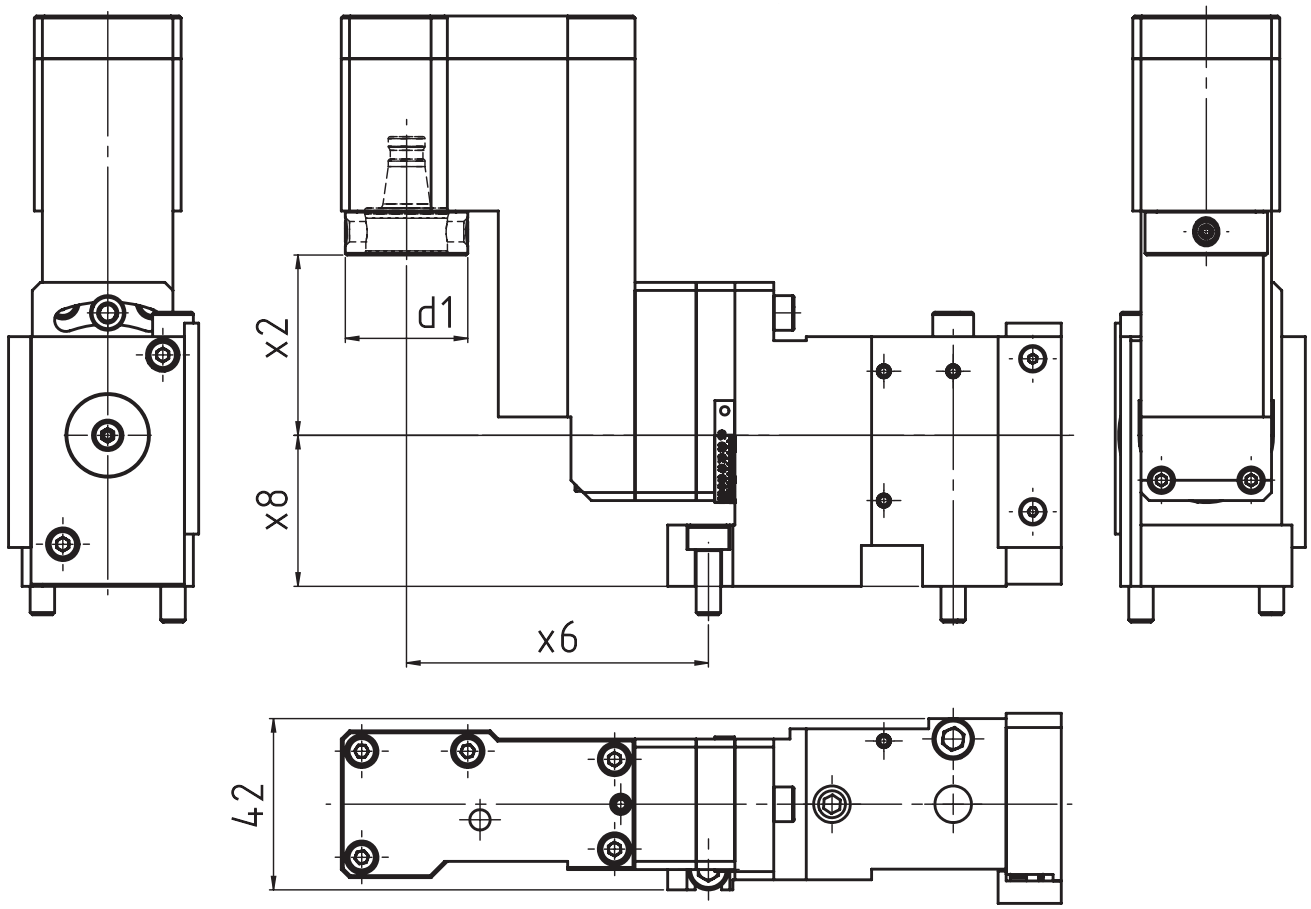

[mm]	[mm]	[mm]	[mm]	Spindle Broche	[Nm]	[rpm]		Outside cooling Lubrificat. ext.	Internal cooling Lubrificat. cent.	[bar]	Order no. N° de Code
d1	**x2**	**x6**	**x8**	**Spindel**	**T max**	**n max**	**i**	**Aussenkühlung**	**Innenkühlung**	**p**	**Bestellnummer**
30	44,2	74	37	WFB 20-12	3	6.000	1:1				MPU.TO.B20.S210.DGST

Passend für Maschine: suitable machines: approprié pour la machine:	DT 26 GT 13 GT 26	GT 32 ST 26

Tornos - Swiss Baureihen

Radial Bohr- und Fräskopf
Radial drilling and milling head
Outil de perçage et de fraisage radiale

WG 35

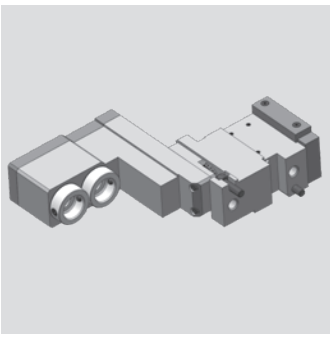

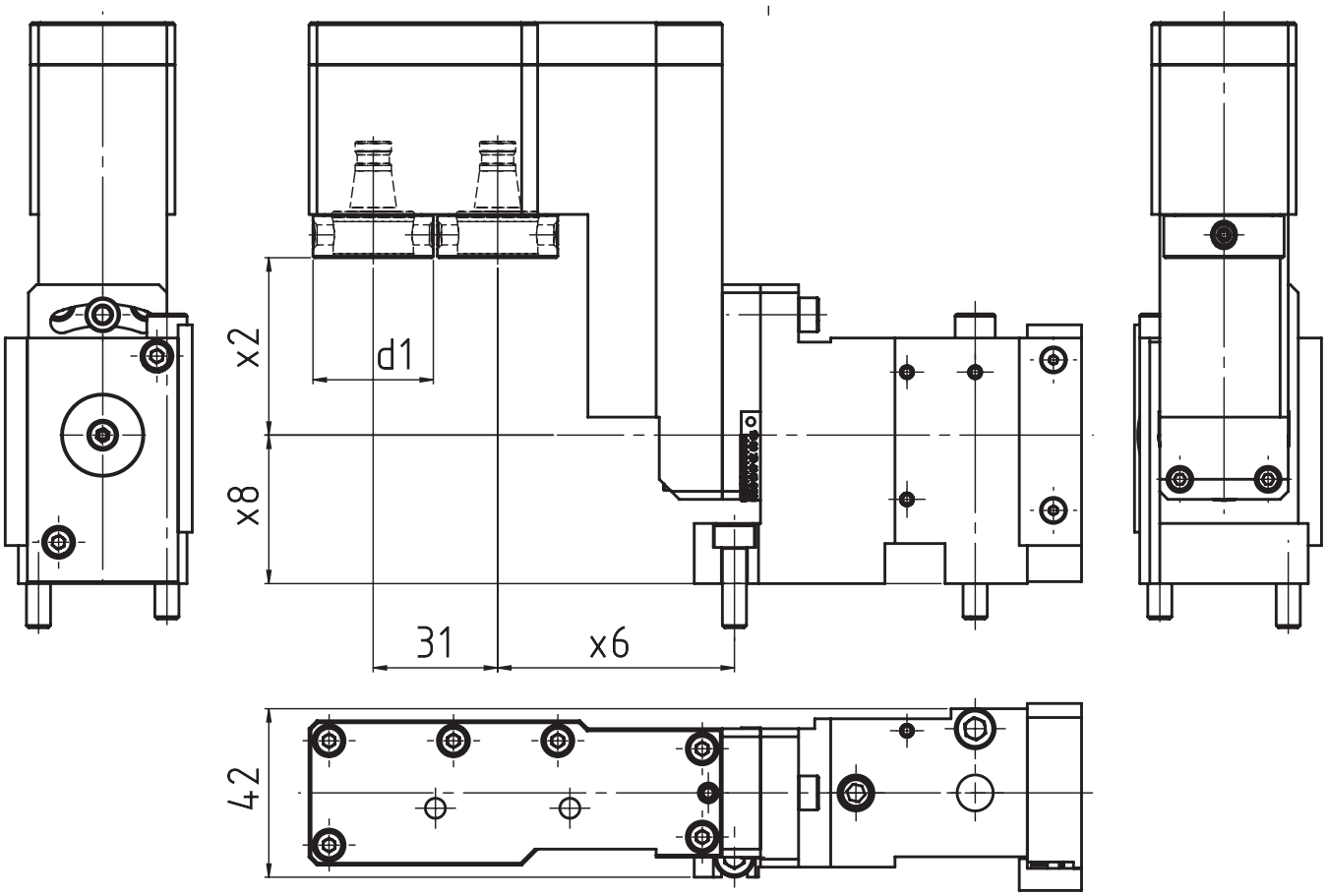

[mm]	[mm]	[mm]	[mm]	Spindle Broche	[Nm]	[rpm]		Outside cooling Lubrificat. ext.	Internal cooling Lubrificat. cent.	[bar]	Order no. N° de Code
d1	**x2**	**x6**	**x8**	**Spindel**	**T max**	**n max**	**i**	**Aussenkühlung**	**Innenkühlung**	**p**	**Bestellnummer**
30	44,2	49	37	WFB 20-12	3	6.000	1:1				MPU.TO.B20.2M0S200DGST

Passend für Maschine: suitable machines: approprié pour la machine:	DT 26 GT 13 GT 26	GT 32 ST 26



Tornos - Swiss Baureihen

Gewindewirbelapparat modular
Thread whirling unit
Unité de tourbillonnement

WG 35

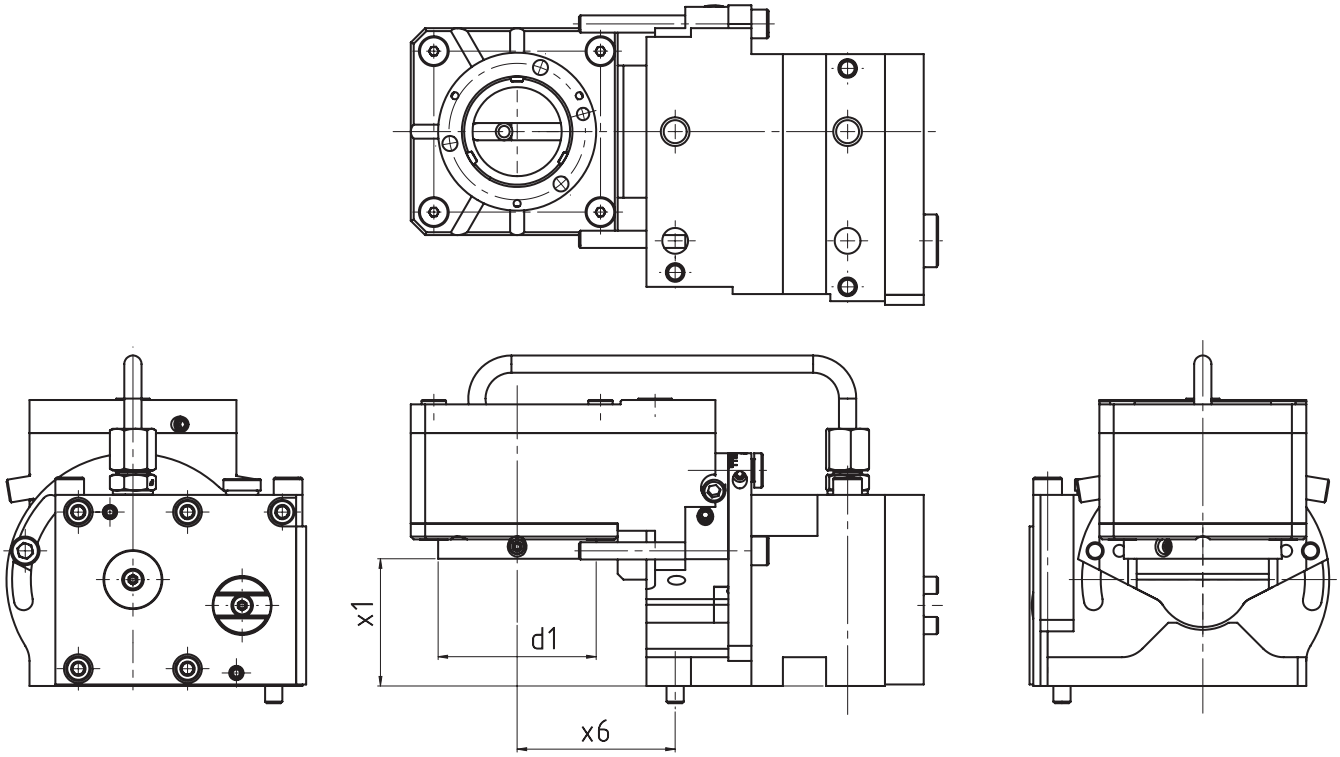

[mm]	[mm]	[mm]	Spindle Broche	[Nm]	[rpm]		Outside cooling Lubrificat. ext.	Internal cooling Lubrificat. cent.	[bar]	Order no. N° de Code
d1	**x1**	**x6**	**Spindel**	**T max**	**n max**	**i**	**Aussenkühlung**	**Innenkühlung**	**p**	**Bestellnummer**
55	44,25	55	WFW 50	16	3.593	1,67:1	x			MPU.TO.M0800.DGST

Passend für Maschine: suitable machines: approprié pour la machine:	DT 26 GT 13 GT 26	GT 32 ST 26

Tornos - Swiss Baureihen

Radial-Bohr- und Fräskopf (Mehrkantschlagen)
radial drilling and milling head (polyhedral beat)
Outil Rotatif Radial de Pertage et de Fraisage (battement polyedrique)

WG 35



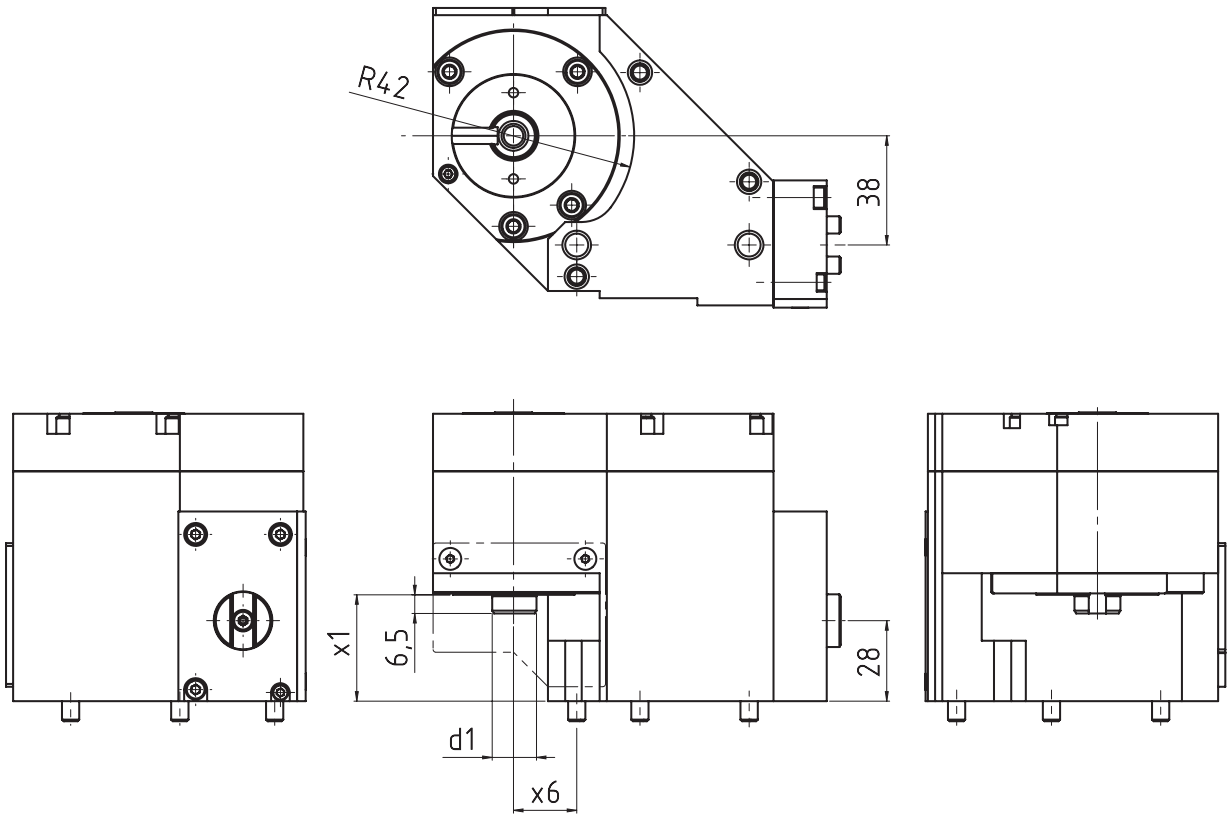

[mm]	[mm]	[mm]	Spindle Broche	[Nm]	[rpm]		Outside cooling Lubrificat. ext.	Internal cooling Lubrificat. cent.	[bar]	Order no. N° de Code
d1	**x1**	**x6**	**Spindel**	**T max**	**n max**	**i**	**Aussenkühlung**	**Innenkühlung**	**p**	**Bestellnummer**
30	37	22		16	3.750	1,6:1				MPU.T0.0900.DGST

Passend für Maschine: suitable machines: approprié pour la machine:	DT 26 GT 13 GT 26	GT 32 ST 26

Modulare Aggregatetechnik

TSUGAMI

W&F Werkzeugtechnik



Katalog TS-02

Werkzeugtechnik

WFB-Adapterpool

Indications for the customer



Mit den Werkzeughaltern von W&F in statischer oder angetriebener Ausführung und dem WFB-Adaptersystem haben Sie die einzigartige Möglichkeit, für sämtliche Hersteller egal ob im Kurzdrehen, Langdrehen oder Mehrspindeldrehen ein durchgängiges modulares Werkzeugsystem einzusetzen.

The W&F tool holders are in static or driven performance and beyond that, the WFB-adapter system offers you an unique option to use it for every machine manufacturer whether you are manufacturer producing with swiss type lathes, standard turning machines or multispindle turning machines, WFB is suitable.

Tsugami

Axial Bohr- und Fräskopf
Axial drilling and milling head
Outil de perçage et de fraisage axiale

WG 35



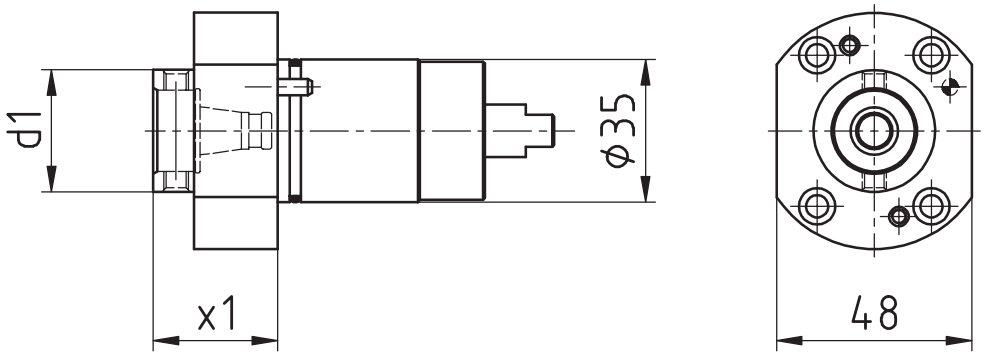

[mm]	[mm]	Spindle Broche	[Nm]	[rpm]		Outside cooling Lubrificat. ext.	Internal cooling Lubrificat. cent.	[bar]	Order no. N° de Code
d1	**x1**	**Spindel**	**T max**	**n max**	**i**	**Aussenkühlung**	**Innenkühlung**	**p**	**Bestellnummer**
30	30,5	WFB 20-12	10	8.000	1:1				MPU.Z35.B20.AA0.TS



Tsugami

Axial Bohr- und Fräskopf
Axial drilling and milling head
Outil de perçage et de fraisage axiale

WG 35

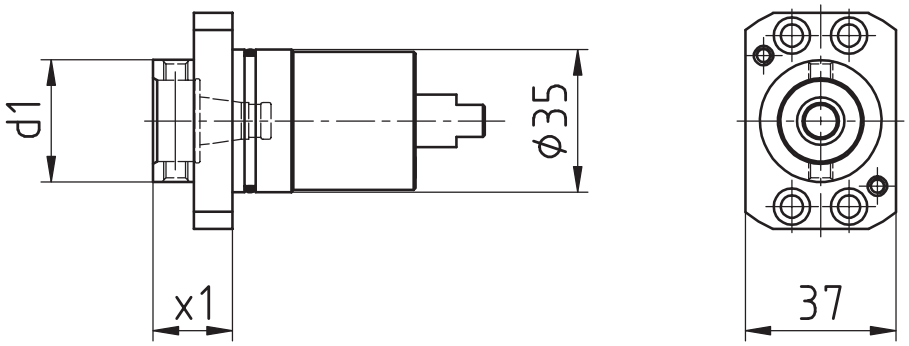

[mm]	[mm]	Spindle Broche	[Nm]	[rpm]		Outside cooling Lubrificat. ext.	Internal cooling Lubrificat. cent.	[bar]	Order no. N° de Code
d1	**x1**	**Spindel**	**T max**	**n max**	**i**	**Aussenkühlung**	**Innenkühlung**	**p**	**Bestellnummer**
30	19,5	WFB 20-12	10	8.000	1:1				MPU.Z35.B20.AA0.TSR

Tsugami

Radial Bohr- und Fräskopf
Radial drilling and milling head
Outil de perçage et de fraisage radiale

WG 35

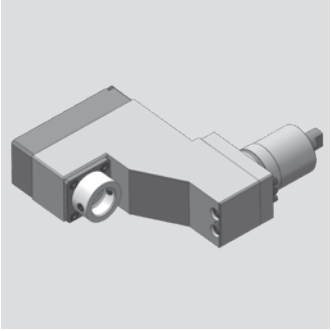

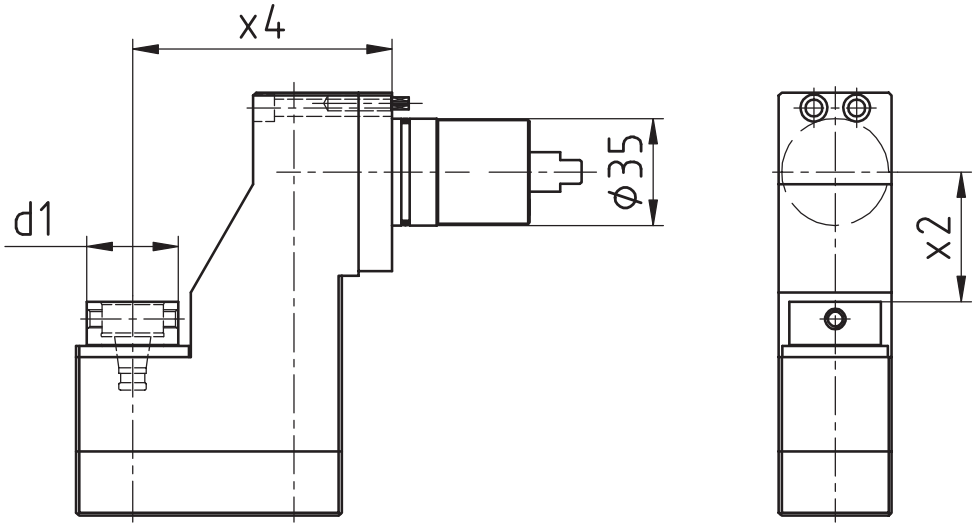

[mm]	[mm]	[mm]	Spindle Broche	[Nm]	[rpm]		Outside cooling Lubrificat. ext.	Internal cooling Lubrificat. cent.	[bar]	Order no. Nº de Code
d1	**x2**	**x4**	**Spindel**	**T max**	**n max**	**i**	**Aussenkühlung**	**Innenkühlung**	**p**	**Bestellnummer**
30	42,5	85	WFB 20-12	10	8.000	1:1				MPU.Z35.B20.RA0.TS



Tsugami

Radial Bohr- und Fräskopf
Radial drilling and milling head
Outil de perçage et de fraisage radiale

WG 35

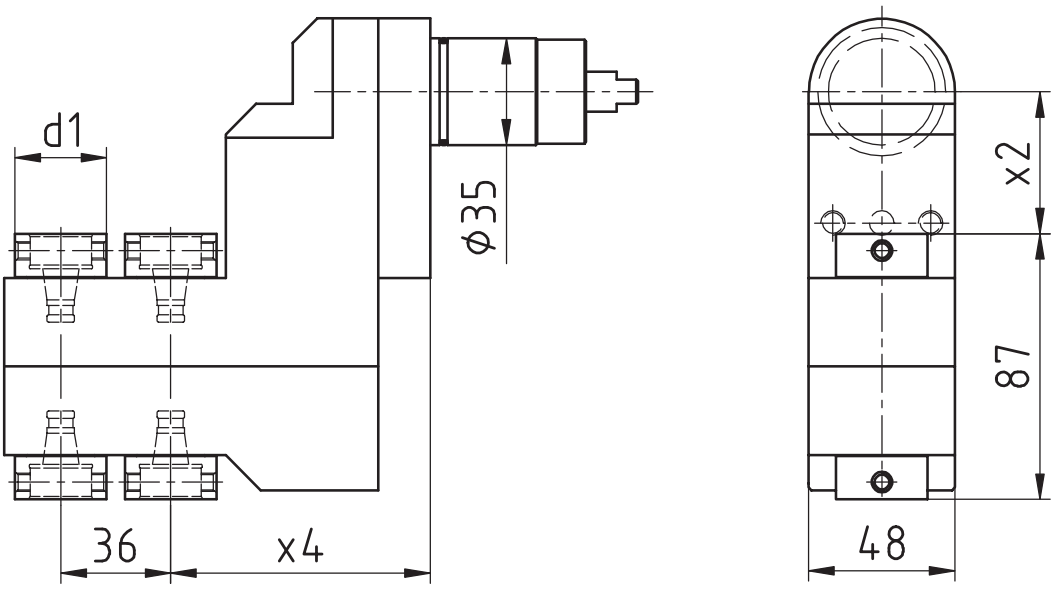

[mm]	[mm]	[mm]	Spindle Broche	[Nm]	[rpm]		Outside cooling Lubrificat. ext.	Internal cooling Lubrificat. cent.	[bar]	Order no. Nº de Code
d1	**x2**	**x4**	**Spindel**	**T max**	**n max**	**i**	**Aussenkühlung**	**Innenkühlung**	**p**	**Bestellnummer**
30	46,5	85	WFB 20-12	3	8.000	1:1				MPU.Z35.B20.4A0.TS

Tsugami

Radial Bohr- und Fräskopf
Radial drilling and milling head
Outil de perçage et de fraisage radiale

WG 35

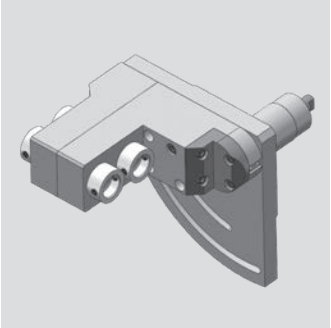

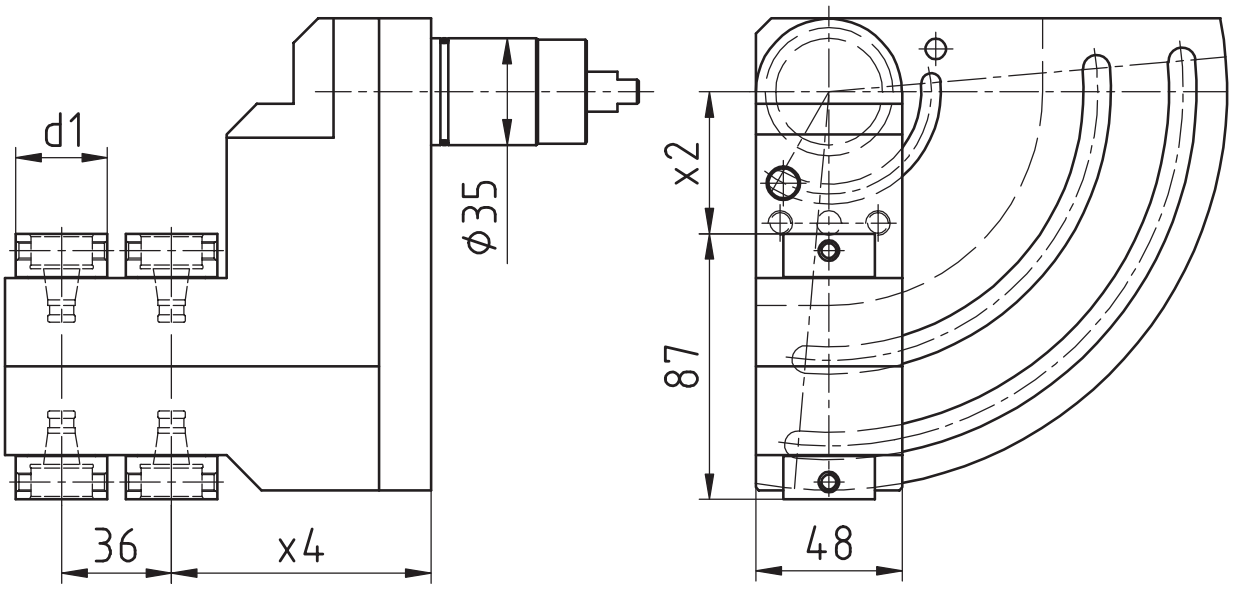

[mm]	[mm]	[mm]	Spindle Broche	[Nm]	[rpm]		Outside cooling Lubrificat. ext.	Internal cooling Lubrificat. cent.	[bar]	Order no. N° de Code
d1	**x2**	**x4**	**Spindel**	**T max**	**n max**	**i**	**Aussenkühlung**	**Innenkühlung**	**p**	**Bestellnummer**
30	46,5	85	WFB 20-12	3	8.000	1:1				MPU.Z35.B20.4S0.TS

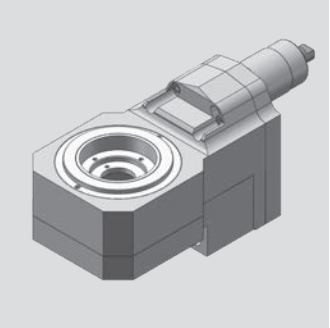

Tsugami

Gewindewirbelapparat
Thread whirling unit
Unité de tourbillonnement

WG 35

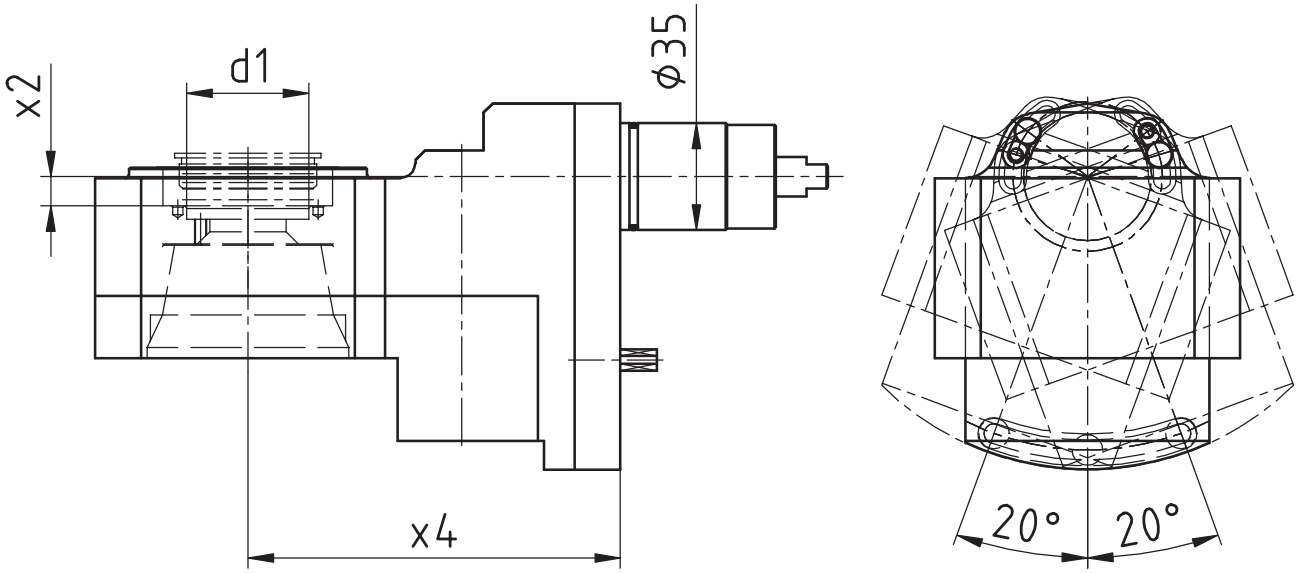

[mm]	[mm]	[mm]	Spindle Broche	[Nm]	[rpm]		Outside cooling Lubrificat. ext.	Internal cooling Lubrificat. cent.	[bar]	Order no. N° de Code
d1	**x2**	**x4**	**Spindel**	**T max**	**n max**	**i**	**Aussenkühlung**	**Innenkühlung**	**p**	**Bestellnummer**
40	9,5	122	MONO	16	6.932	1,154:1	x			MPU.Z35.0800.TS

Tsugami

Gewindewirbelapparat modular
Thread whirling unit
Unité de tourbillonnement

WG 35

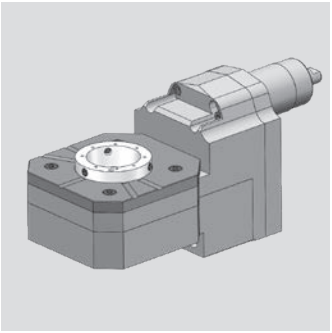

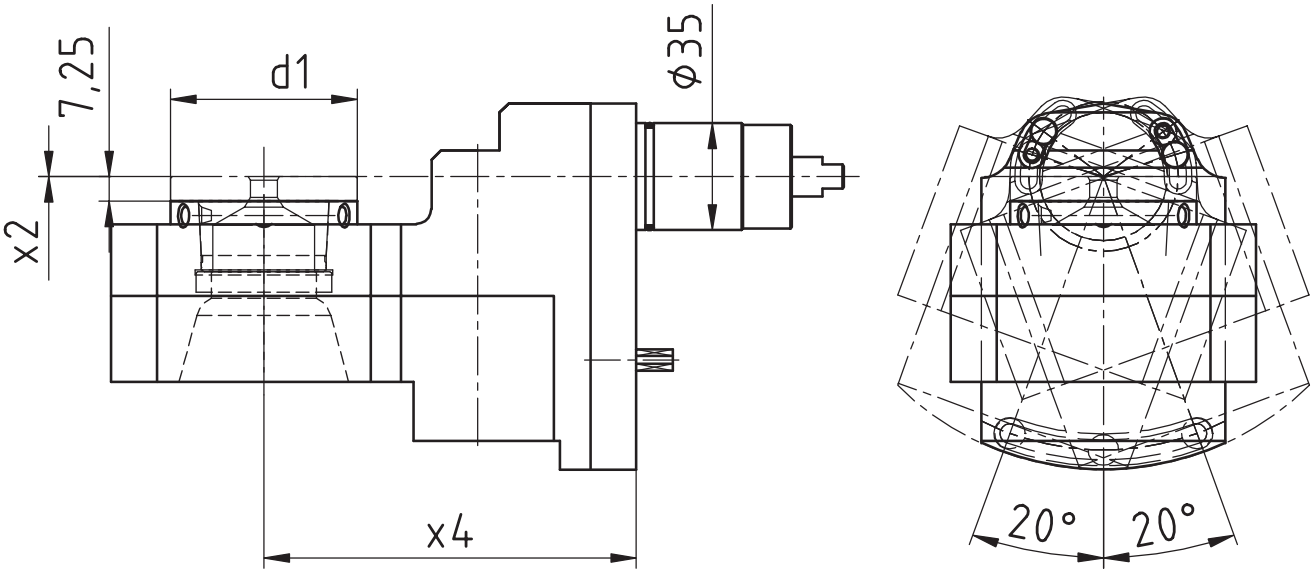

[mm]	[mm]	[mm]	Spindle Broche	[Nm]	[rpm]		Outside cooling Lubrificat. ext.	Internal cooling Lubrificat. cent.	[bar]	Order no. N° de Code
d1	**x2**	**x4**	**Spindel**	**T max**	**n max**	**i**	**Aussenkühlung**	**Innenkühlung**	**p**	**Bestellnummer**
54	0	122	WFW 50	16	6.932	1,154:1	x			MPU.Z35.M0800.TS



Tsugami

Axial Bohr- und Fräskopf
Axial drilling and milling head
Outil de perçage et de fraisage axiale

WG 35

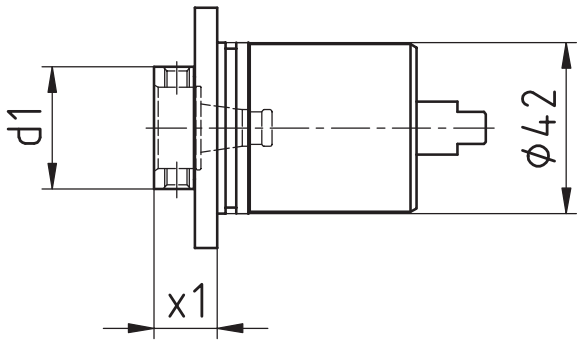

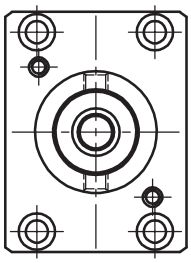

[mm]	[mm]	Spindle Broche	[Nm]	[rpm]		Outside cooling Lubrificat. ext.	Internal cooling Lubrificat. cent.	[bar]	Order no. Nº de Code
d1	**x1**	**Spindel**	**T max**	**n max**	**i**	**Aussenkühlung**	**Innenkühlung**	**p**	**Bestellnummer**
30	15,5	WFB 20-12	10	8.000	1:1				MPU.Z42.B20.AA0.TS.R

Tsugami

Axial Bohr- und Fräskopf
Axial drilling and milling head
Outil de perçage et de fraisage axiale

WG 35

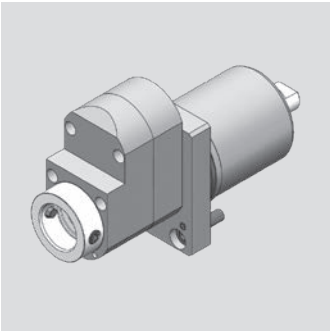

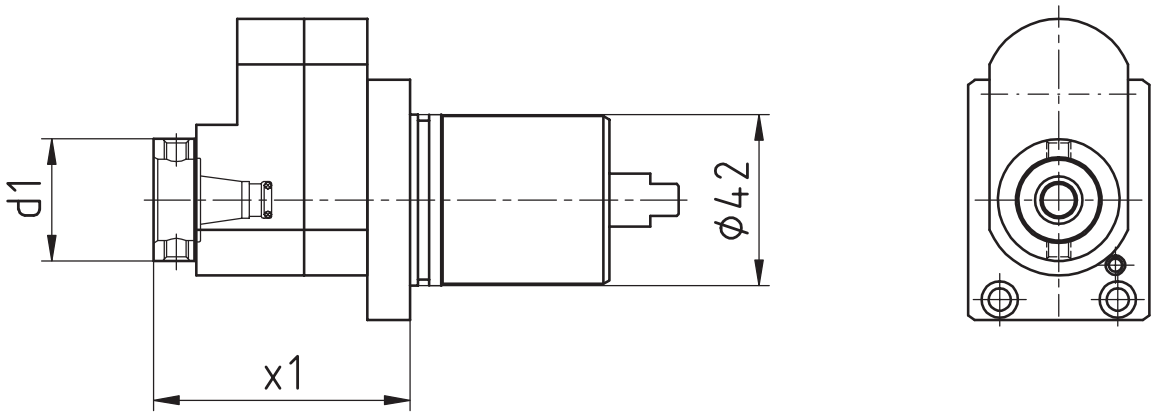

[mm]	[mm]	Spindle Broche	[Nm]	[rpm]		Outside cooling Lubrificat. ext.	Internal cooling Lubrificat. cent.	[bar]	Order no. N° de Code
d1	**x1**	**Spindel**	**T max**	**n max**	**i**	**Aussenkühlung**	**Innenkühlung**	**p**	**Bestellnummer**
30	63	WFB 20-12	3	24.000	1:3				MPU.Z42.B20.BA0.TS.R



Tsugami

Axial Bohr- und Fräskopf
Axial drilling and milling head
Outil de perçage et de fraisage axiale

WG 35

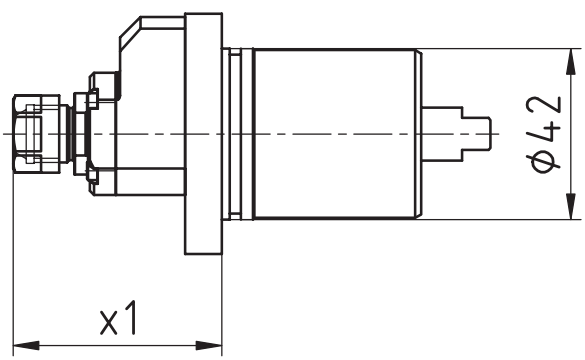

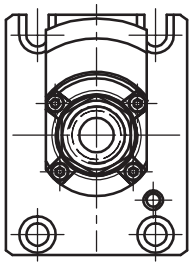

[mm]	[mm]	Spindle Broche	[Nm]	[rpm]		Outside cooling Lubrificat. ext.	Internal cooling Lubrificat. cent.	[bar]	Order no. N° de Code
d1	**x1**	**Spindel**	**T max**	**n max**	**i**	**Aussenkühlung**	**Innenkühlung**	**p**	**Bestellnummer**
19	51,2	ER11	2	32.000	1:4				MPU.Z42.E11.BA0.TSR.I4

Tsugami

Axial Bohr- und Fräskopf
Axial drilling and milling head
Outil de perçage et de fraisage axiale

WG 35



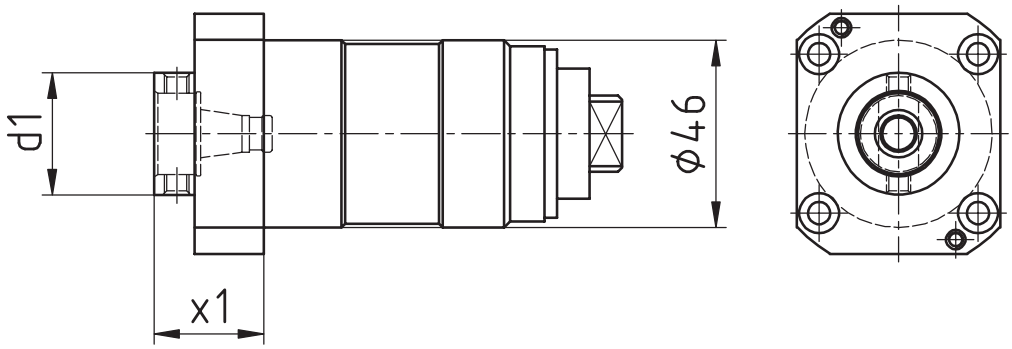

[mm]	[mm]	Spindle Broche	[Nm]	[rpm]		Outside cooling Lubrificat. ext.	Internal cooling Lubrificat. cent.	[bar]	Order no. N° de Code
d1	**x1**	**Spindel**	**T max**	**n max**	**i**	**Aussenkühlung**	**Innenkühlung**	**p**	**Bestellnummer**
30	27	WFB 20-12	10	8.000	1:1				MPU.Z46.B20.AA0.TS



Tsugami

Axial Bohr- und Fräskopf
Axial drilling and milling head
Outil de perçage et de fraisage axiale

WG 35

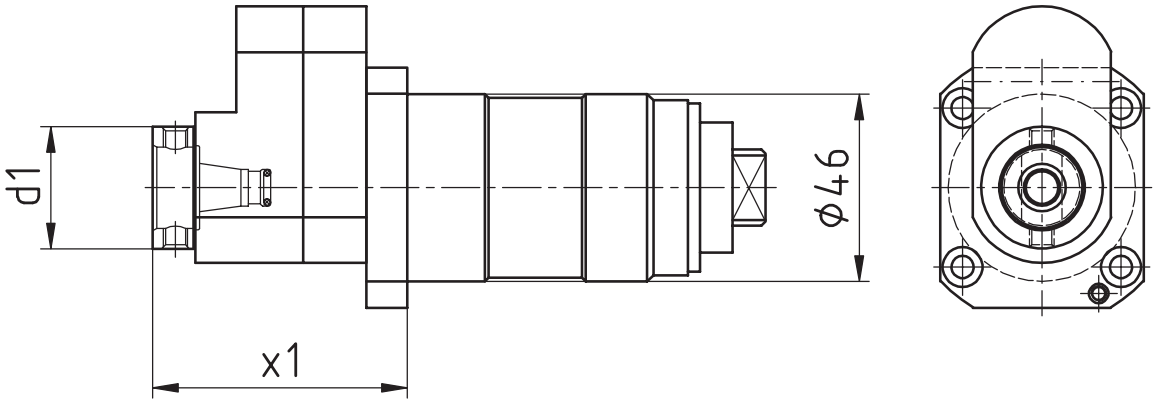

[mm]	[mm]	Spindle Broche	[Nm]	[rpm]		Outside cooling Lubrificat. ext.	Internal cooling Lubrificat. cent.	[bar]	Order no. N° de Code
d1	**x1**	**Spindel**	**T max**	**n max**	**i**	**Aussenkühlung**	**Innenkühlung**	**p**	**Bestellnummer**
30	62,5	WFB 20-12	3	24.000	1:3				MPU.Z46.B20.BA0.TS

Tsugami

Axial Bohr- und Fräskopf
Axial drilling and milling head
Outil de perçage et de fraisage axiale

WG 35



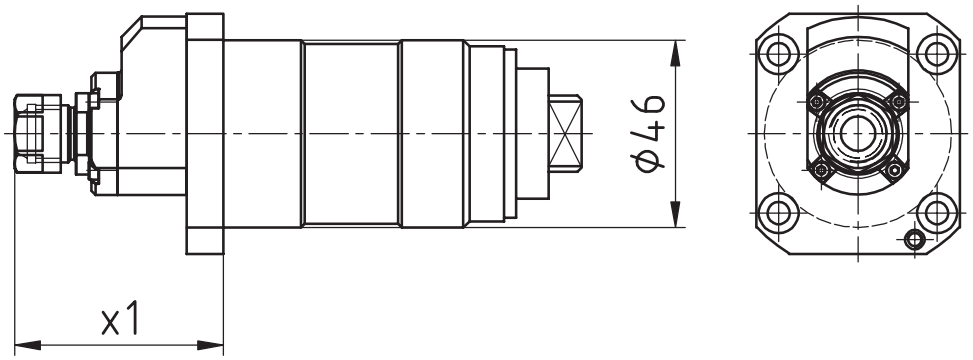

[mm]	[mm]	Spindle Broche	[Nm]	[rpm]		Outside cooling Lubrificat. ext.	Internal cooling Lubrificat. cent.	[bar]	Order no. Nº de Code
d1	**x1**	**Spindel**	**T max**	**n max**	**i**	**Aussenkühlung**	**Innenkühlung**	**p**	**Bestellnummer**
19	51,2	ER11	2	32.000	1:4				MPU.Z46.E11.BA0.TS.I4



Tsugami

Radial Bohr- und Fräskopf
Radial drilling and milling head
Outil de perçage et de fraisage radiale

WG 35

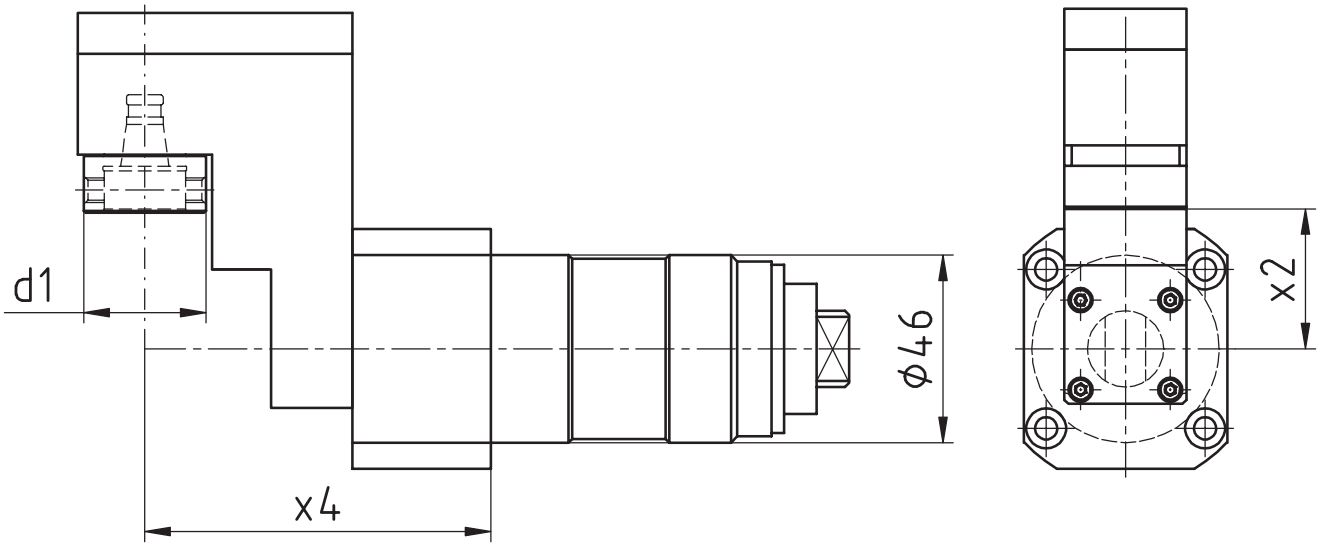

[mm]	[mm]	[mm]	Spindle Broche	[Nm]	[rpm]		Outside cooling Lubrificat. ext.	Internal cooling Lubrificat. cent.	[bar]	Order no. N° de Code
d1	**x2**	**x4**	**Spindel**	**T max**	**n max**	**i**	**Aussenkühlung**	**Innenkühlung**	**p**	**Bestellnummer**
30	34,4	85	ER11	10	8.000	1:1				MPU.Z46.B20.RA0.TS

Tsugami

Radial Bohr- und Fräskopf
Radial drilling and milling head
Outil de perçage et de fraisage radiale

WG 35



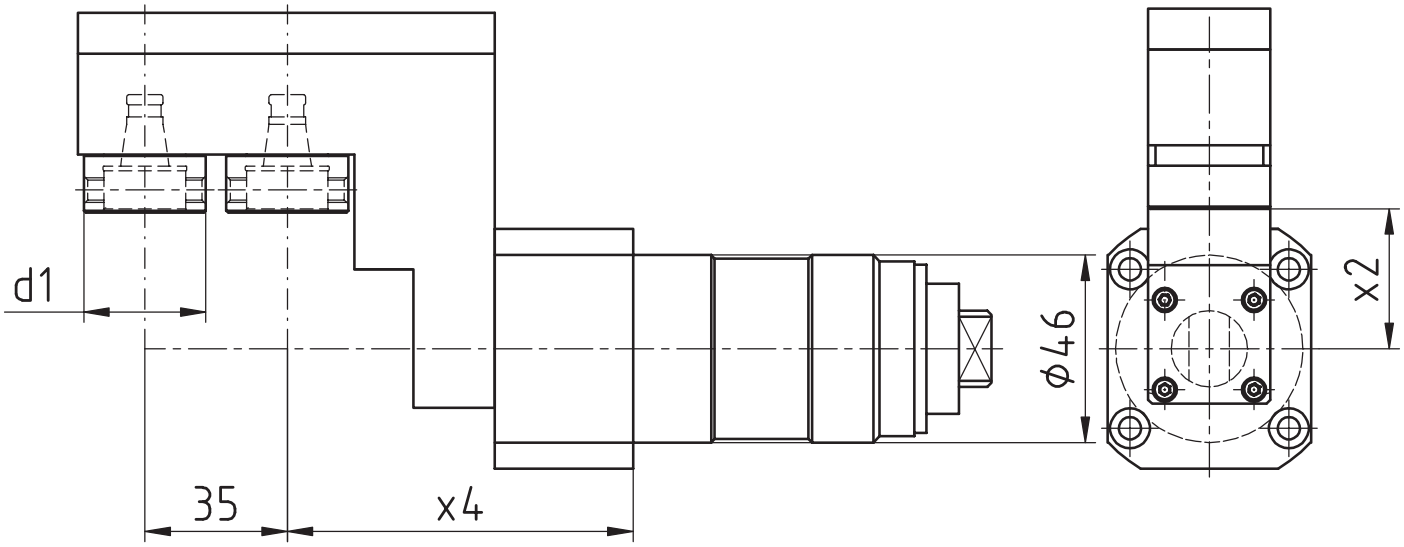

[mm]	[mm]	[mm]	Spindle Broche	[Nm]	[rpm]		Outside cooling Lubrificat. ext.	Internal cooling Lubrificat. cent.	[bar]	Order no. N° de Code
d1	**x2**	**x4**	**Spindel**	**T max**	**n max**	**i**	**Aussenkühlung**	**Innenkühlung**	**p**	**Bestellnummer**
30	34,4	85	ER11	10	8.000	1:1				MPU.Z46.B20.2A0.TS

Modulare Aggregatetechnik

Statische Halter

W&F Werkzeugtechnik



Katalog WF-02

Werkzeugtechnik

WFB-Adapterpool

Indications for the customer



Mit den Werkzeughaltern von W&F in statischer oder angetriebener Ausführung und dem WFB-Adaptersystem haben Sie die einzigartige Möglichkeit, für sämtliche Hersteller egal ob im Kurzdrehen, Langdrehen oder Mehrspindeldrehen ein durchgängiges modulares Werkzeugsystem einzusetzen.

The W&F tool holders are in static or driven performance and beyond that, the WFB-adapter system offers you an unique option to use it for every machine manufacturer whether you are manufacturer producing with swiss type lathes, standard turning machines or multispindle turning machines, WFB is suitable.

WFB-Grundhalter (Typ WFE)

Modulare Rundschaftaufnahmen
Round shank modular
Enregistrement rond modulaire

WG 35



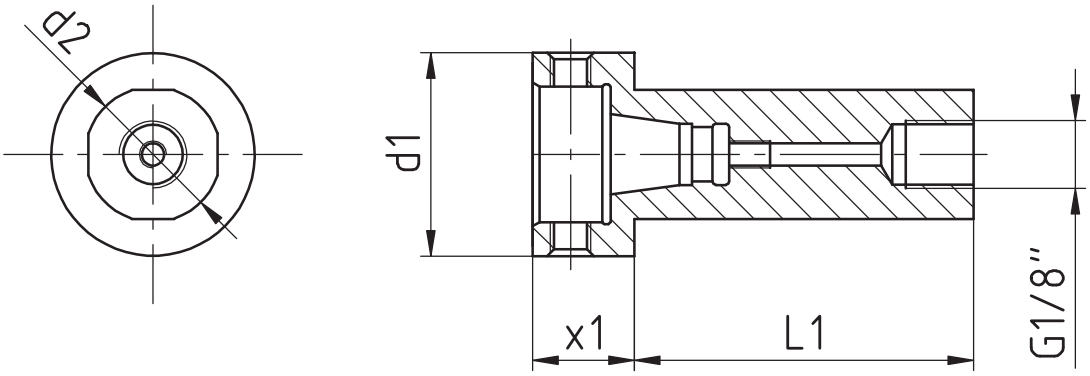

[mm]	[mm]	[mm]	[mm]	Spindle Broche	[Nm]	[rpm]		shank-type Type	Internal cooling Lubrificat. cent.	[bar]	Order no. Nº de Code
d1	**x2**	**x1**	**L1**	**Spindel**	**T max**	**n max**	**i**	**Schaft-Typ**	**Innenkühlung**	**p**	**Bestellnummer**
30	19,05	15	60	WFB 20-12				B	x		WFE.B20.019.060
30	20	15	30	WFB 20-12				B	x		WFE.B20.020.015.030
30	20	15	50	WFB 20-12				B	x		WFE.B20.020.015.050
30	20	14,5	110	WFB 20-12				A	x		WFE.B20.020.110
30	20	15	135	WFB 20-12				A	x		WFE.B20.020.135
30	22	15	60	WFB 20-12				B	x		WFE.B20.022.060
30	25	15	60	WFB 20-12				B	x		WFE.B20.025.060
30	25	15	130	WFB 20-12				A	x		WFE.B20.025.130
30	25	15	135	WFB 20-12				A	x		WFE.B20.025.135
30	25	15	200	WFB 20-12				B	x		WFE.B20.025.200
30	25,4	15	50	WFB 20-12				B	x		WFE.B20.0254.050
33	32	13	50	WFB 20-12				B	x		WFE.B20.032.013

Schaft-Typ shank-type type	A: vollrund/full round/pleine ronde B: mit Spannflächen/with clamping surfaces/avec des surfaces de serrage



Citizen

Modularer Basishalter
modular basic holder
Support de base modulaire

WG 35

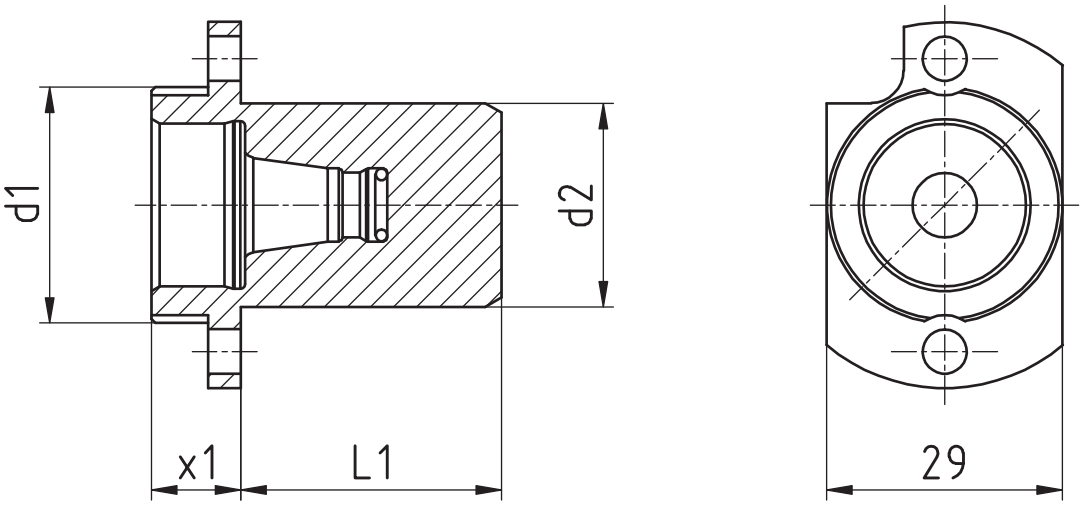

[mm]	[mm]	[mm]	[mm]	Spindle Broche	[Nm]	[rpm]		Outside cooling Lubrificat. ext.	Internal cooling Lubrificat. cent.	[bar]	Order no. N° de Code
d1	**d2**	**x1**	**L1**	**Spindel**	**T max**	**n max**	**i**	**Aussenkühlung**	**Innenkühlung**	**p**	**Bestellnummer**
29	25	11	32	WFB 20-12							WFB.020.SHT.Z25.MSC507

Hanwha

Modularer Basishalter
modular basic holder
Support de base modulaire

WG 35



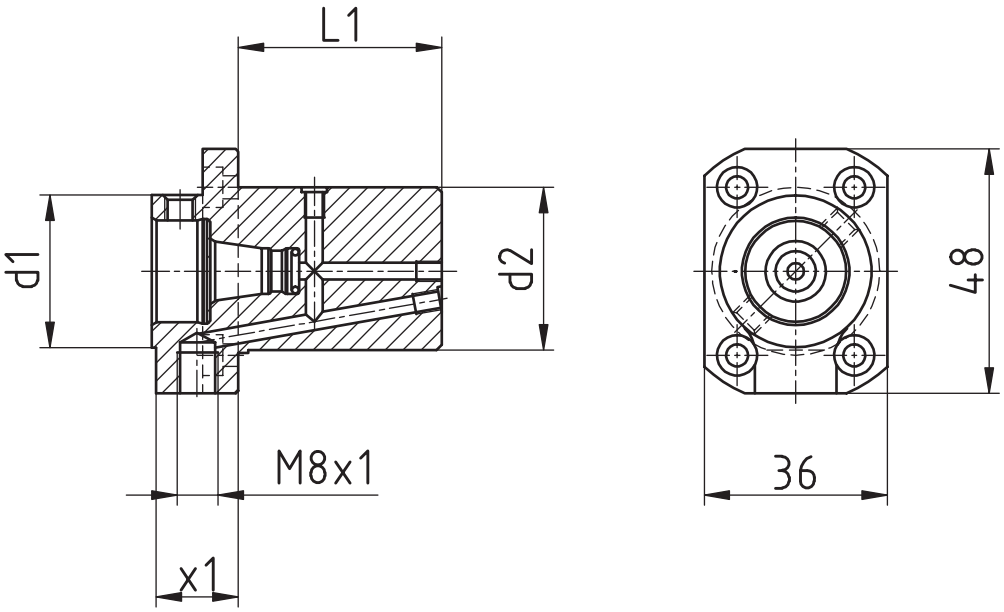

[mm]	[mm]	[mm]	[mm]	Spindle Broche	[Nm]	[rpm]		Outside cooling Lubrificat. ext.	Internal cooling Lubrificat. cent.	[bar]	Order no. N° de Code
d1	**d2**	**x1**	**L1**	**Spindel**	**T max**	**n max**	**i**	**Aussenkühlung**	**Innenkühlung**	**p**	**Bestellnummer**
30	33	16	40	WFB 20-12				x	x		WFB.020.SHT.XD20.001



Hanwha

Modularer Basishalter
modular basic holder
Support de base modulaire

WG 35

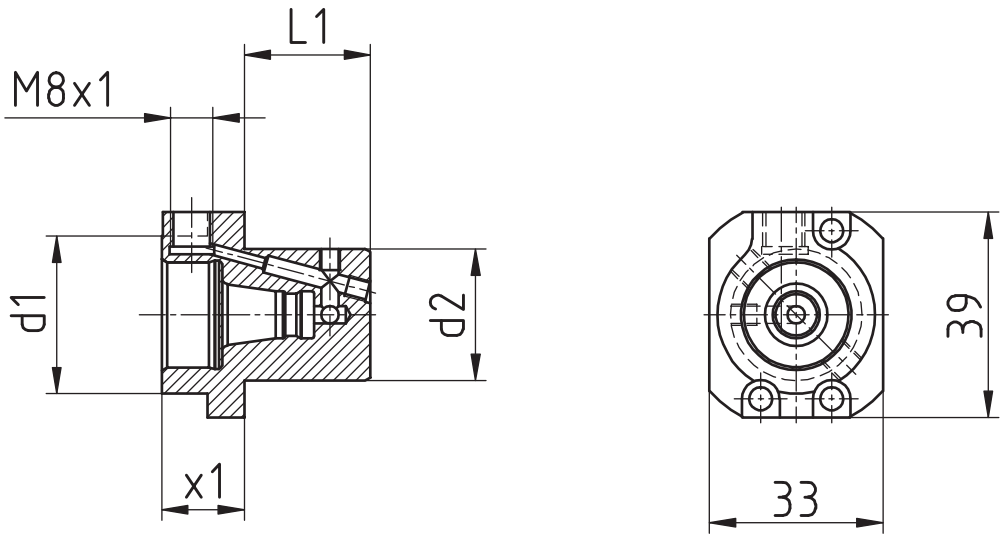

[mm]	[mm]	[mm]	[mm]	Spindle Broche	[Nm]	[rpm]		Outside cooling Lubrificat. ext.	Internal cooling Lubrificat. cent.	[bar]	Order no. N° de Code
d1	**d2**	**x1**	**L1**	**Spindel**	**T max**	**n max**	**i**	**Aussenkühlung**	**Innenkühlung**	**p**	**Bestellnummer**
30	25	15,7	24	WFB 20-12				x	x		WFB.020.SHT.XE20.R

Hanwha

Modularer Basishalter (Y-Versatz ausgleichbar)
modular basic holder (Y offset compensated)
Support de base modulaire (Y décalage)

WG 35



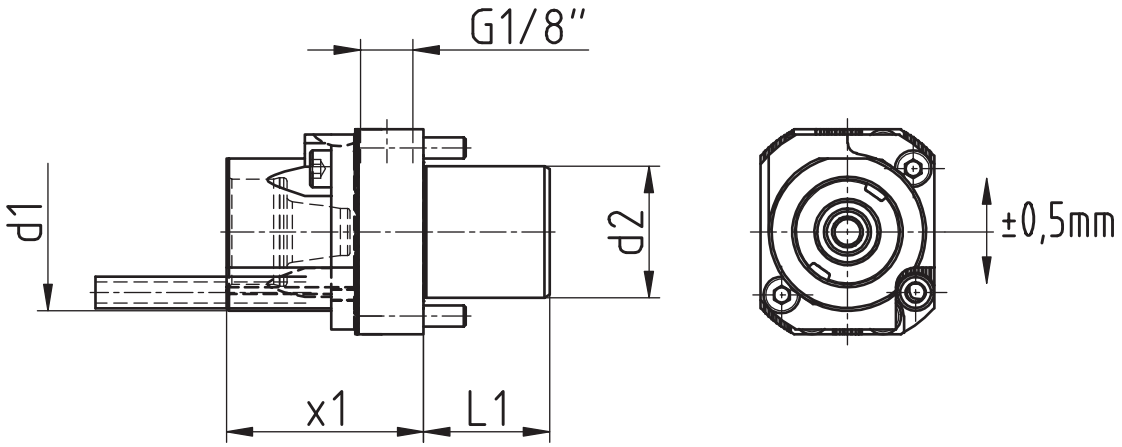

[mm]	[mm]	[mm]	[mm]	Spindle Broche	[Nm]	[rpm]		Outside cooling Lubrificat. ext.	Internal cooling Lubrificat. cent.	[bar]	Order no. N° de Code
d1	**d2**	**x1**	**L1**	**Spindel**	**T max**	**n max**	**i**	**Aussenkühlung**	**Innenkühlung**	**p**	**Bestellnummer**
30	25	15,7	24	WFB 20-12				x	x		WFB.020.SHT.XE20.R



Maier

Modularer Basishalter
modular basic holder
Support de base modulaire

WG 35

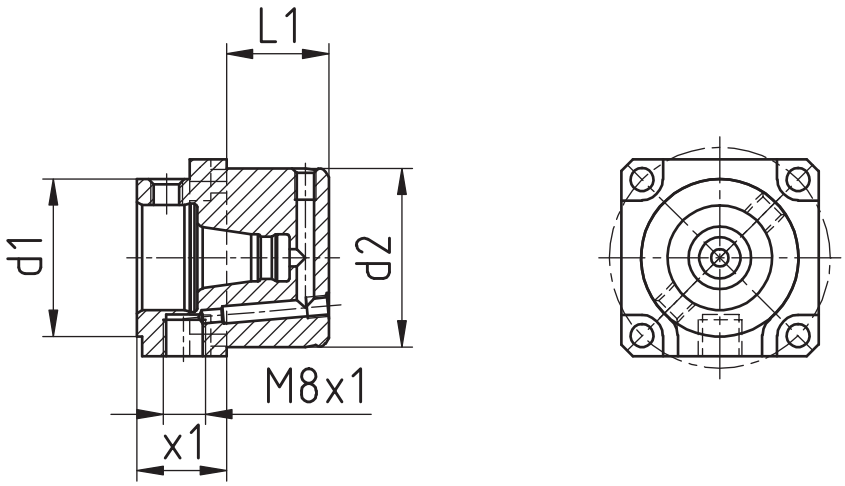

[mm]	[mm]	[mm]	[mm]	Spindle Broche	[Nm]	[rpm]		Outside cooling Lubrificat. ext.	Internal cooling Lubrificat. cent.	[bar]	Order no. N° de Code
d1	**d2**	**x1**	**L1**	**Spindel**	**T max**	**n max**	**i**	**Aussenkühlung**	**Innenkühlung**	**p**	**Bestellnummer**
30	34	17	19,5	WFB 20-12				x	x		WFB.020.SHT.Z34.019,5

Star

Modularer Basishalter (Y-Versatz ausgleichbar)
modular basic holder (Y offset compensated)“
Support de base modulaire (Y décalage)

WG 35

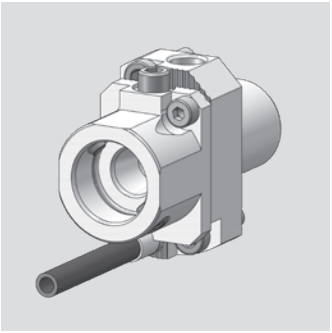

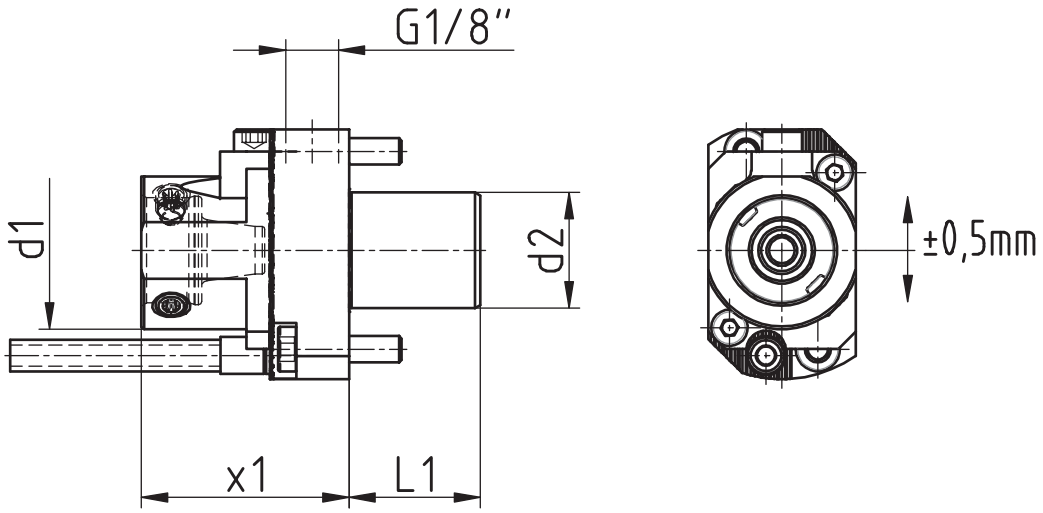

[mm]	[mm]	[mm]	[mm]	Spindle Broche	[Nm]	[rpm]		Outside cooling Lubrificat. ext.	Internal cooling Lubrificat. cent.	[bar]	Order no. N° de Code
d1	**d2**	**x1**	**L1**	**Spindel**	**T max**	**n max**	**i**	**Aussenkühlung**	**Innenkühlung**	**p**	**Bestellnummer**
30	22	39,5	25	WFB-20-12				x	x		WFB.020.SHT.541-61-00

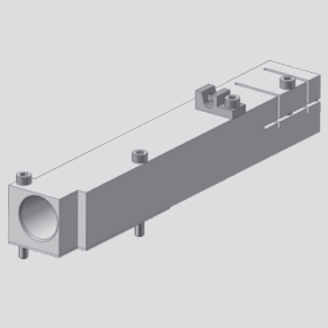

Tornos EvoDECO 10

Basishalter
basic holder
Support de base

WG 35

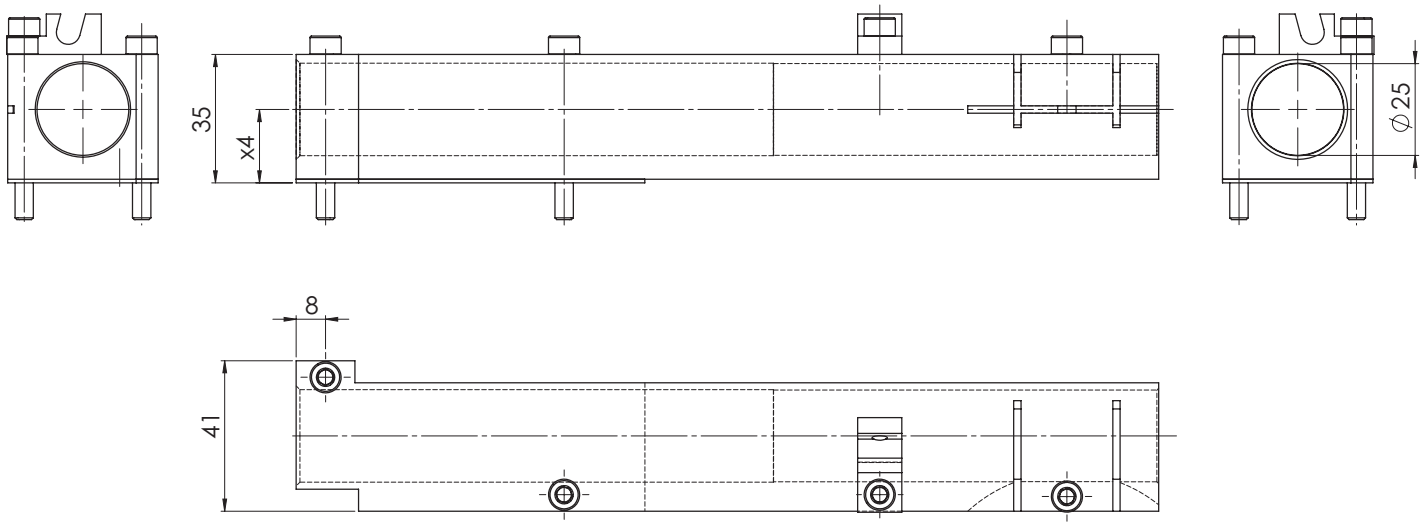

[mm]	Spindle Broche	[Nm]	[rpm]		Outside cooling Lubrificat. ext.	Internal cooling Lubrificat. cent.	[bar]	Order no. N° de Code
x4	**Spindel**	**T max**	**n max**	**i**	**Aussenkühlung**	**Innenkühlung**	**p**	**Bestellnummer**
20								WFE.025.H20.DE10

Tornos EvoDECO 13

Basishalter
basic holder
Support de base

WG 35

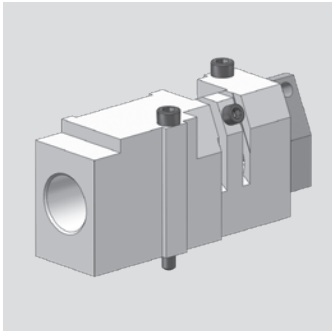

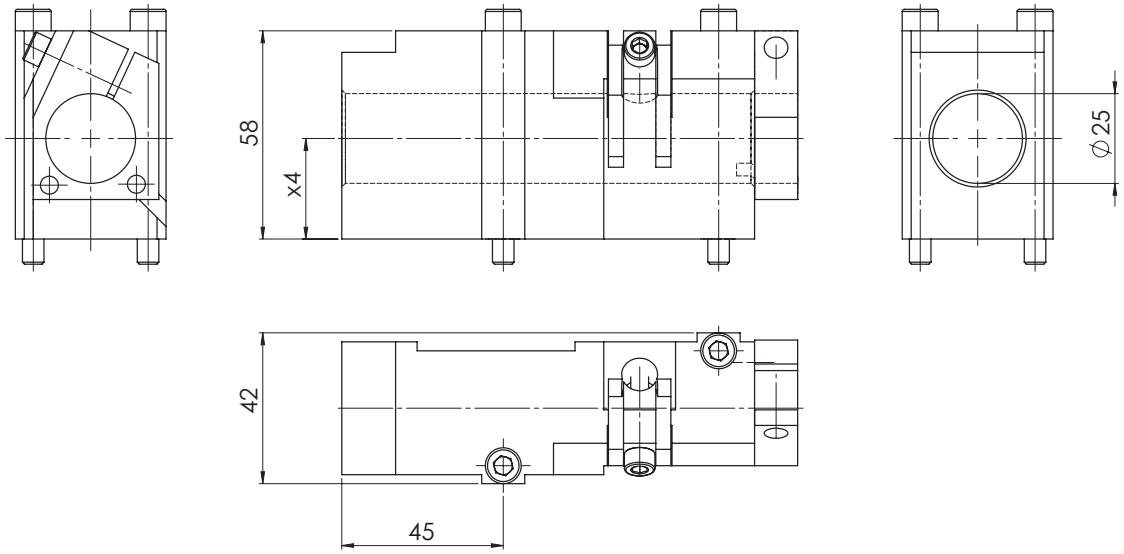

[mm]	Spindle Broche	[Nm]	[rpm]		Outside cooling Lubrificat. ext.	Internal cooling Lubrificat. cent.	[bar]	Order no. N° de Code
x4	**Spindel**	**T max**	**n max**	**i**	**Aussenkühlung**	**Innenkühlung**	**p**	**Bestellnummer**
28								WFE.025.H28.DE13

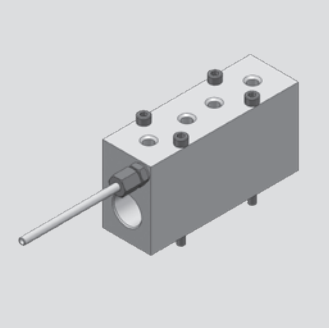

Tornos EvoDECO 20

Basishalter
basic holder
Support de base

WG 35

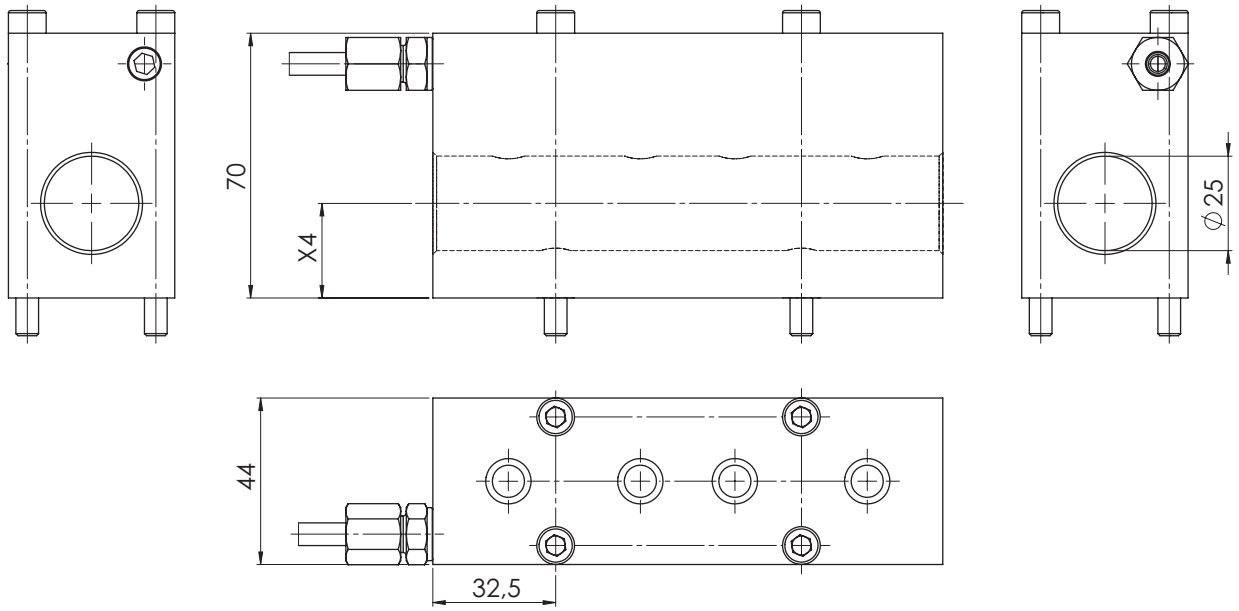

[mm]	Spindle Broche	[Nm]	[rpm]		Outside cooling Lubrificat. ext.	Internal cooling Lubrificat. cent.	[bar]	Order no. N° de Code
x4	**Spindel**	**T max**	**n max**	**i**	**Aussenkühlung**	**Innenkühlung**	**p**	**Bestellnummer**
25								WFE.025.H25.DE20

Tornos Swiss Baureihe

Modularer Basishalter (Y-Versatz ausgleichbar)
modular basic holder (Y offset compensated)
Support de base modulaire (Y décalage)

WG 35



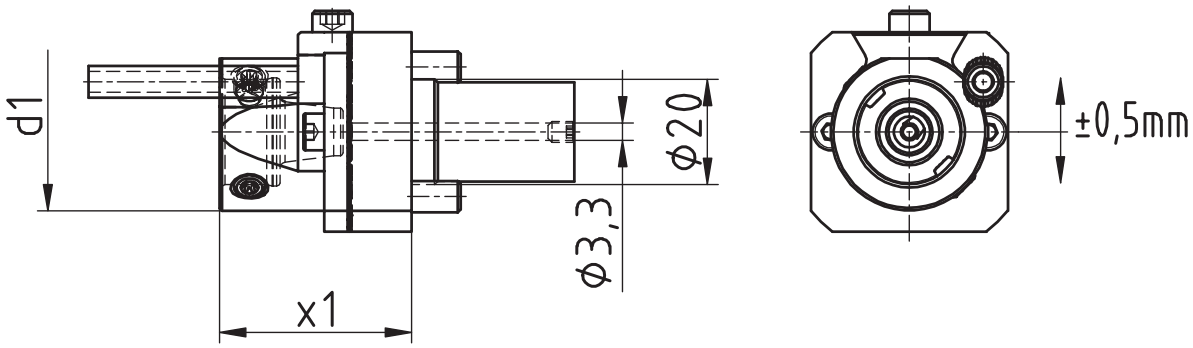

[mm]	[mm]	[mm]	[mm]	Spindle Broche	[Nm]	[rpm]		Outside cooling Lubrificat. ext.	Internal cooling Lubrificat. cent.	[bar]	Order no. Nº de Code
d1	**d2**	**x1**	**L1**	**Spindel**	**T max**	**n max**	**i**	**Aussenkühlung**	**Innenkühlung**	**p**	**Bestellnummer**
30	20	36,5	31	WFB 20-12				x	x		WFB.020.SHT.DGST.R



Tornos Swiss Baureihe

Modularer Basishalter
modular basic holder
Support de base modulaire

WG 35

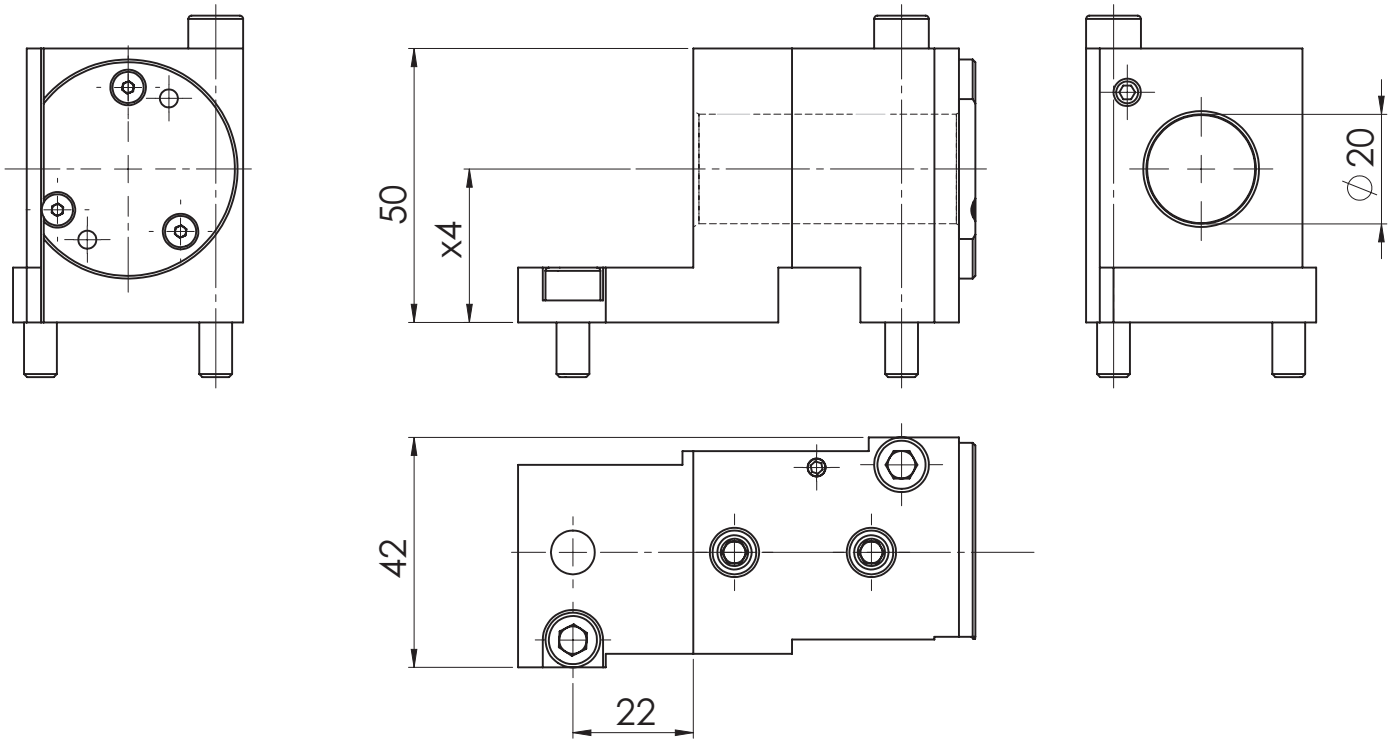

[mm]	Spindle Broche	[Nm]	[rpm]		Outside cooling Lubrificat. ext.	Internal cooling Lubrificat. cent.	[bar]	Order no. N° de Code
x4	**Spindel**	**T max**	**n max**	**i**	**Aussenkühlung**	**Innenkühlung**	**p**	**Bestellnummer**
28					x	x		WFE.020.H28.DGST

Passende Rundschaftaufnahmen siehe Seite 9.1
matching round shanks see page 9.1

Tornos Swiss Baureihe

Modularer Basishalter
modular basic holder
Support de base modulaire

WG 35



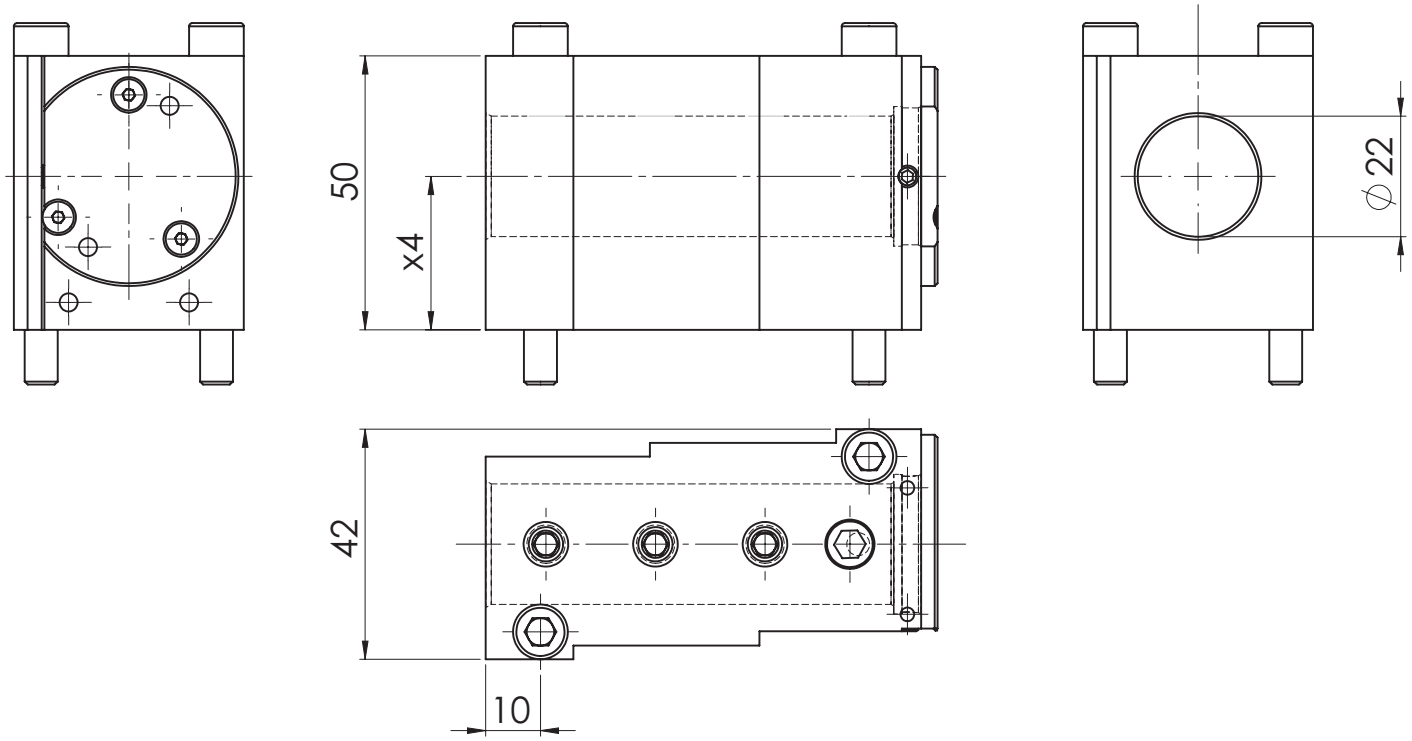

[mm]	Spindle Broche	[Nm]	[rpm]		Outside cooling Lubrificat. ext.	Internal cooling Lubrificat. cent.	[bar]	Order no. N° de Code
x4	**Spindel**	**T max**	**n max**	**i**	**Aussenkühlung**	**Innenkühlung**	**p**	**Bestellnummer**
28					x	x		WFE.022.H28.DGST



Tornos Swiss Baureihe

Modularer Basishalter
modular basic holder
Support de base modulaire

WG 35

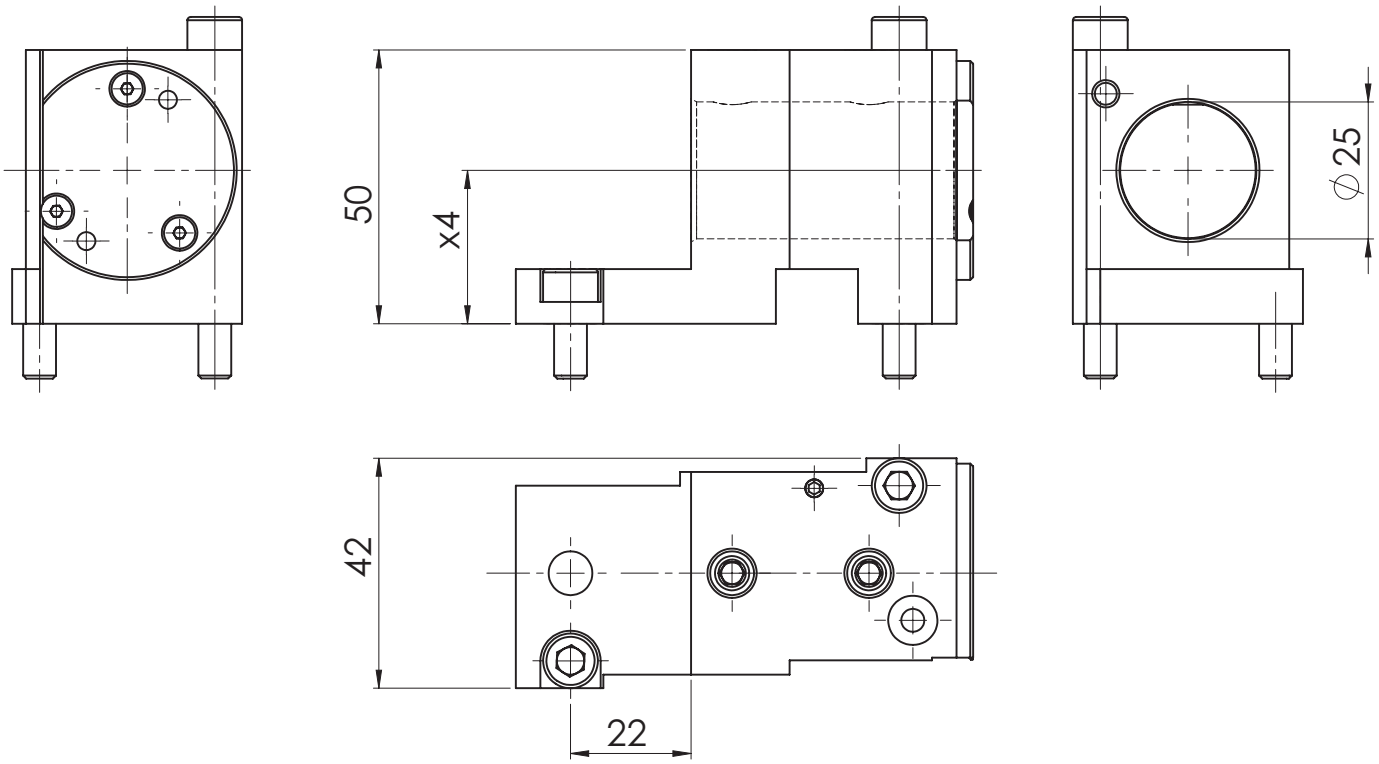

[mm]	Spindle Broche	[Nm]	[rpm]		Outside cooling Lubrificat. ext.	Internal cooling Lubrificat. cent.	[bar]	Order no. N° de Code
x4	**Spindel**	**T max**	**n max**	**i**	**Aussenkühlung**	**Innenkühlung**	**p**	**Bestellnummer**
28					x	x		WFE.025.H28.DGST

Passende Rundschaftaufnahmen siehe Seite 9.1
matching round shanks see page 9.1

Tornos Swiss Baureihe

Modularer Basishalter
modular basic holder
Support de base modulaire

WG 35



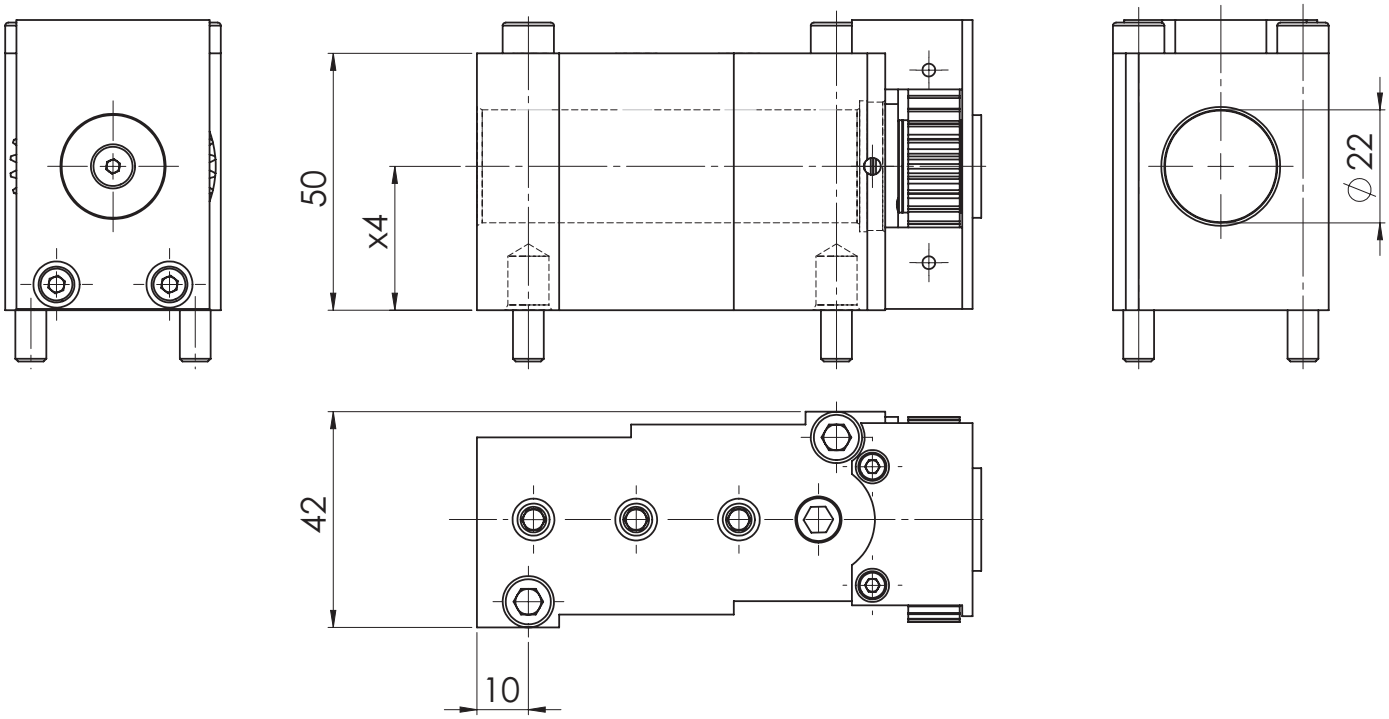

[mm]	Spindle	[Nm]	[rpm]		Outside cooling	Internal cooling	[bar]	Order no.
	Broche				Lubrificat. ext.	Lubrificat. cent.		N° de Code
x4	**Spindel**	**T max**	**n max**	**i**	**Aussenkühlung**	**Innenkühlung**	**p**	**Bestellnummer**
28						x		MPU.TO.D22.H28.DGST



Tsugami

Modularer Basishalter
modular basic holder
Support de base modulaire

WG 35

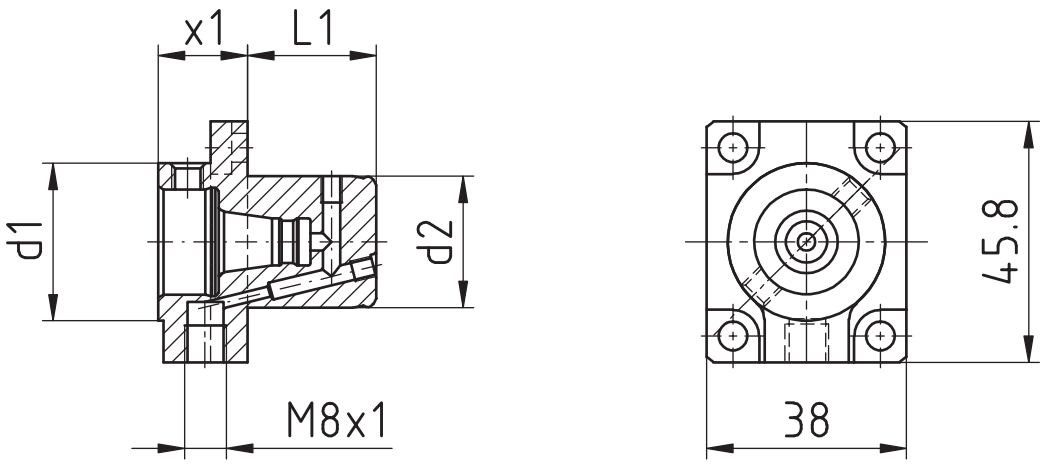

[mm]	[mm]	[mm]	[mm]	Spindle Broche	[Nm]	[rpm]		Outside cooling Lubrificat. ext.	Internal cooling Lubrificat. cent.	[bar]	Order no. N° de Code
d1	**d2**	**x1**	**L1**	**Spindel**	**T max**	**n max**	**i**	**Aussenkühlung**	**Innenkühlung**	**p**	**Bestellnummer**
30	25	17	24,5	WFB 20-12				x	x		WFB.020.SHT.Z25.TS.R

Modulare Drehhalter

WF-MICRO

Werkzeugtechnik

WF-Micro
think future



Katalog MI-02

Werkzeugtechnik

Inhaltsverzeichnis für WF-MICRO

Table of contents for WF-MICRO
Table des matiérs pour WF-MICRO

Beschreibung / Description	Seite / Page
Produktvorteile Product advantages WF-Micro	**10.1**
Gebrauch und Wartung der WF-Micro Schnittstelle Handling and maintenance for WF-Micro connection	**10.2**
WF-Micro Funktionsprinzip WF-Micro function	**10.3**
WFMS-Statischer Halter WFMS-Static holder	**10.4**
WFMS-Drehhalter WFMS-Turning tool holder	**10.5 - 10.9**
WFMS-Drehhalter System HORN WFMS-Turning holder with internal cooling Typ HORN	**10.10 - 10.17**
WFMS-Rohlinge und Grundhalter WFMS-Blanks and basic holders	**10.18**

WG = Warengruppe
Article group
Groupe de marchandise

WG 11 = _____

WG 35 = _____

WG 40 = _____

Einsparungspotential durch WF-MICRO

Werkzeugtechnik

WF-Micro – das innovative modulare Adaptersystem für statische Werkzeuge auf allen gängigen Langdrehmaschinen und Mehrspindeldrehautomaten, das Ihnen eine bis dato unerreichbare Produktivität ermöglicht.

Der Wechsel der Wendeschneidplatten ist oft durch die Bauweise der Maschinen nur bedingt möglich. Meist müssen die kompletten Grundhalter ausgebaut werden. Dies ist sehr zeitaufwändig und führt zu hohen Stillstandszeiten.

Das gehört jetzt der Vergangenheit an.

Die modularen WF-Micro Halter sind in den Ausführungen
10x10, 12x12, ½“x½“ und 16x16 lieferbar.

- Grundhalter mit integriertem Kühlmittelanschluss ermöglichen den Einsatz auf jeder möglichen Position in der Maschine.
- Die einfache Einhandbedienung erlaubt einen sicheren und einfachen Wechsel der Wendeschneidplattenadapter.
- Sämtliche Adapter können außerhalb der Maschine voreingestellt und vermessen werden.
- Der Werkzeugwechsel erfolgt innerhalb weniger Sekunden.
- Die Rüst- und Nebenzeiten werden auf ein Minimum reduziert und die Produktivität Ihrer Maschine auf ein Maximum gesteigert.
- Die Konzeption der Schnittstelle als Kurzkegel mit Plananlage und zylindrischer Abstützung garantiert eine exakte Lagepositionierung und Genauigkeit im einstelligen µ-Bereich.
- Die schwingungsdämpfende Eigenschaft der WF-Micro Schnittstelle ergibt deutlich bessere Bearbeitungsergebnisse und längere Standzeiten der Wendeschneidplatten.

Nutzen Sie die Vorteile von WF-Micro
und steigern Sie ihre Produktivität.

Werkzeugtechnik

Gebrauch und Wartung

Handling and maintenance

Hinweis zur Befestigung
Zunächst einen Kegelgewindestift unter Verwendung eines Drehmoment-Schraubendrehers anziehen, dabei 1-2 mal lösen und wieder anziehen. Dadurch wird eine optimale Positionierung der Bauteile erreicht. Der 2. Kegelgewindestift wird nun ebenfalls(wie oben angeführt) angezogen.
Empfohlenes Anzugsdrehmoment beträgt beim WFM-System: 4 Nm.

Pflege und Wartung
Die Oberfläche der Planflächen, der Kegelbohrung und Kegelzapfen sind vor Gebrauch zu reinigen und mit einem Öl-Schmierfilm zu versehen. Um eine optimale Befestigung und Lösbarkeit der Kegelgewindesstifte zu erreichen, wird empfohlen die Kegelgewindestifte mit z.B. Molykote 1000 oder einer ähnlichen Heiss-Schraubenpaste zu behandeln.

Advice for fixing
First tighten one threaded pin, in doing so 1 or 2 times unscrew and tighten again. Thereby you get an optimum positioning of the components. The second threaded taper pin you will thighten with the same method.
Recommended locking torque for the WFM System is 4 Nm.

Support and maintenance
The surface of the face, the cone drill and cone pin must be cleaning and lubricate with oil before using. To reach an optimum fixing and resolvability of the threaded taper pins, are recommended to use for example Molykote 1000 or something similar.

WF-MICRO Funktionsprinzip

WF-MICRO function

Werkzeugtechnik

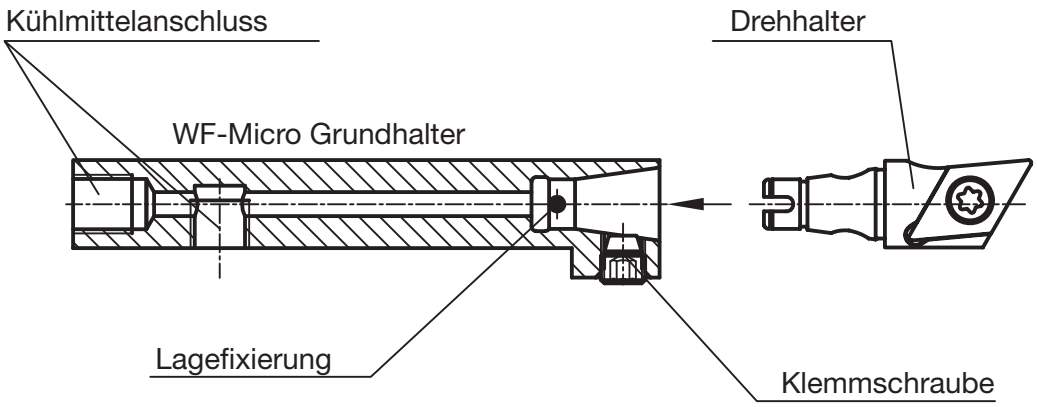

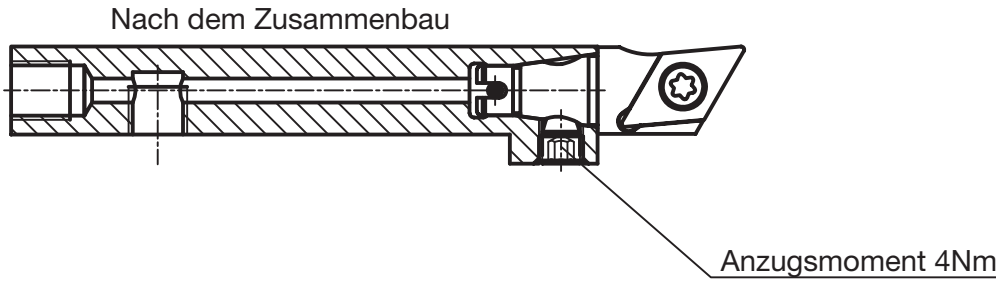

Vorteile des WF-Micro Systems

- Einfache Bedienung (nur eine Klemmschraube
- Garantierte Lagefixierung beim Fügen
- Höchste Präzision und Steifigkeit durch patentiertes Kegel-Plananlage-System mit zyl. Abstützung
- Ausserhalb der Maschine voreinstellbar

advantages of the WF-Micro system

- simple handing (only one screw)
- guaranteed positioninng
- highest precision and stiffness through patented taper and face system cylindrical stabilizer
- adjustment outside the machine

Werkzeugtechnik

WFMS - statische Halter

WFMS - static holders

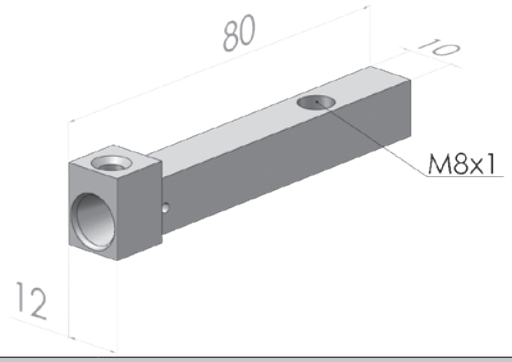

Statischer Halter 8x8VKT mit IKZ
Static holder with internal cooling

Bestellnummer
Order no. **WFMS.VKT.010.IK**

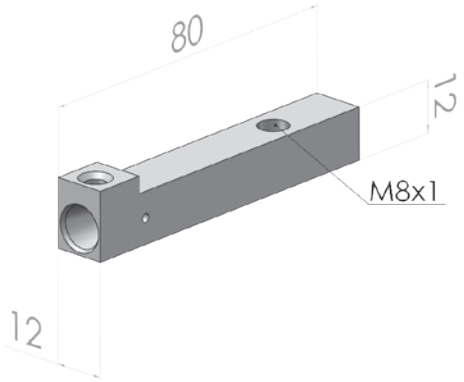

Statischer Halter 12x12VKT mit IKZ
Static holder with internal cooling

Bestellnummer
Order no. **WFMS.VKT.012.IK**

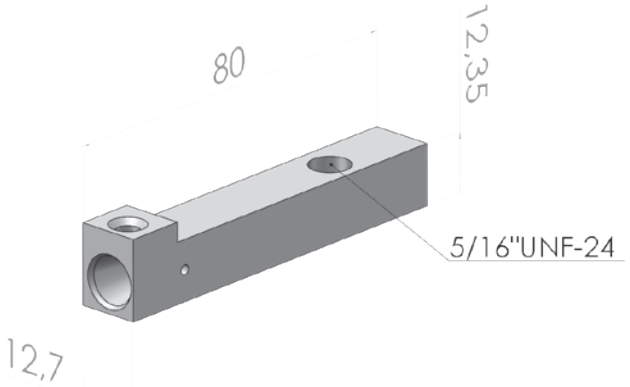

Statischer Halter 12,7x12,7VKT mit IKZ
Static holder with internal cooling

Bestellnummer
Order no. **WFMS.VKT.012,7.IK**

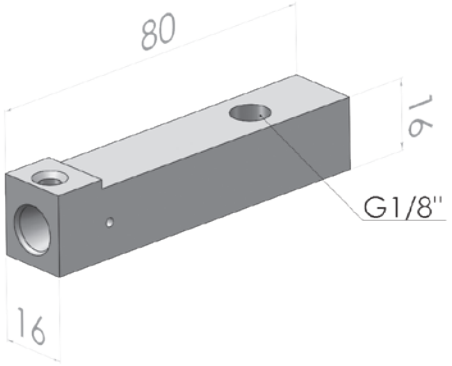

Statischer Halter 16x16VKT mit IKZ
Static holder with internal cooling

Bestellnummer
Order no. **WFMS.VKT.016.IK**

WFMS - modulare Drehhalter ISO Typ Bezeichnungssystem

WFMS-modular turning holders
ISO type Designation system

Werkzeugtechnik

Befestigungsart	Wendeplattenform	Klemmhalterform	Wendeplattenfreiwinkel	Schnittrichtung	Schneidplattengröße	Kühlung
S 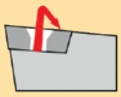 (geschraubt durch Bohrung)	C 80° 	J 93° 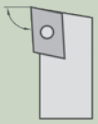	C 	L 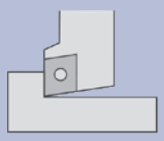	07	IK (Innenkühlung)
	D 55° 	L 95° 		N 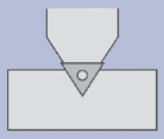	09	
	V 35° 	N 63° 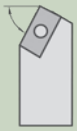		R 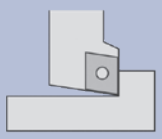	11	
		V 72,5° 			13	

Produktbeispiel:
WF.M.12.SVJCR.11.IK

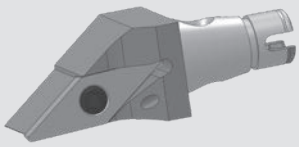

WF	M	12	S	V	J	C	R	11	IK



WFMS - modulare Drehhalter ISO C Typ

WFMS - modular turning holders
ISO C type

WG 40

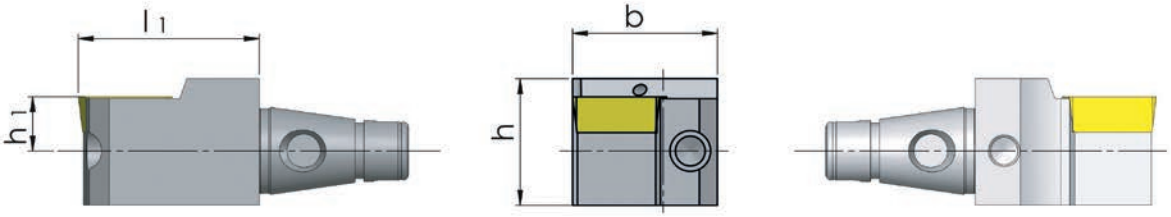

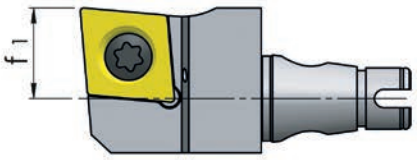

fits for holder	[mm]	[mm]	[mm]	[mm]	[mm]	Order no.
passend für Halter	**h**	**b**	**l1**	**h1**	**f1**	**Bestellnummer**
10x10, 12x12, 1/2"x1/2"	14	16	20	6	6	WF.M.12.SCLCL.09.IK
10x10, 12x12, 1/2"x1/2"	14	16	20	6	6	WF.M.12.SCLCR.09.IK
16x16	20	18	20	8	8	WF.M.16.SCLCL.09.IK
16x16	20	18	20	8	8	WF.M.16.SCLCR.09.IK

WFMS - modulare Drehhalter ISO D Typ

WFMS - modular turning holders
ISO D type

WG 40



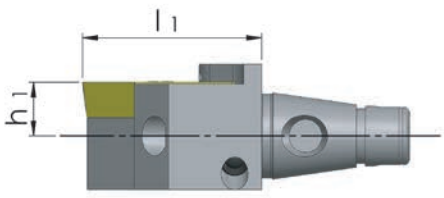

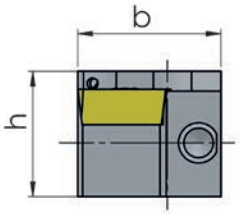

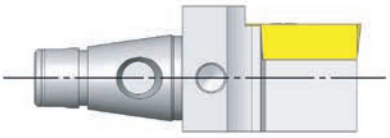

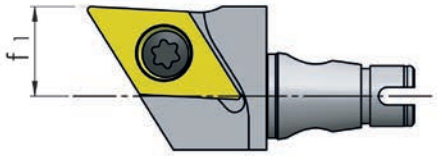

fits for holder	[mm]	[mm]	[mm]	[mm]	[mm]	Order no.
passend für Halter	**h**	**b**	**l1**	**h1**	**f1**	**Bestellnummer**
10x10, 12x12, 1/2"x1/2"	14	16	20	6	6	WF.M.12.SDJCL.11.IK
10x10, 12x12, 1/2"x1/2"	14	16	20	6	6	WF.M.12.SDJCR.11.IK
10x10, 12x12, 1/2"x1/2"	14	16	25	6	0	WF.M.12.SDNCN.11.IK
16x16	18	18	20	8	8	WF.M.16.SDJCL.11.IK
16x16	18	18	20	8	8	WF.M.16.SDJCR.11.IK

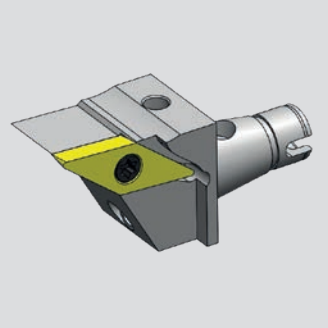

WFMS - modulare Drehhalter ISO V Typ

WFMS - modular turning holders
ISO V type

WG 40

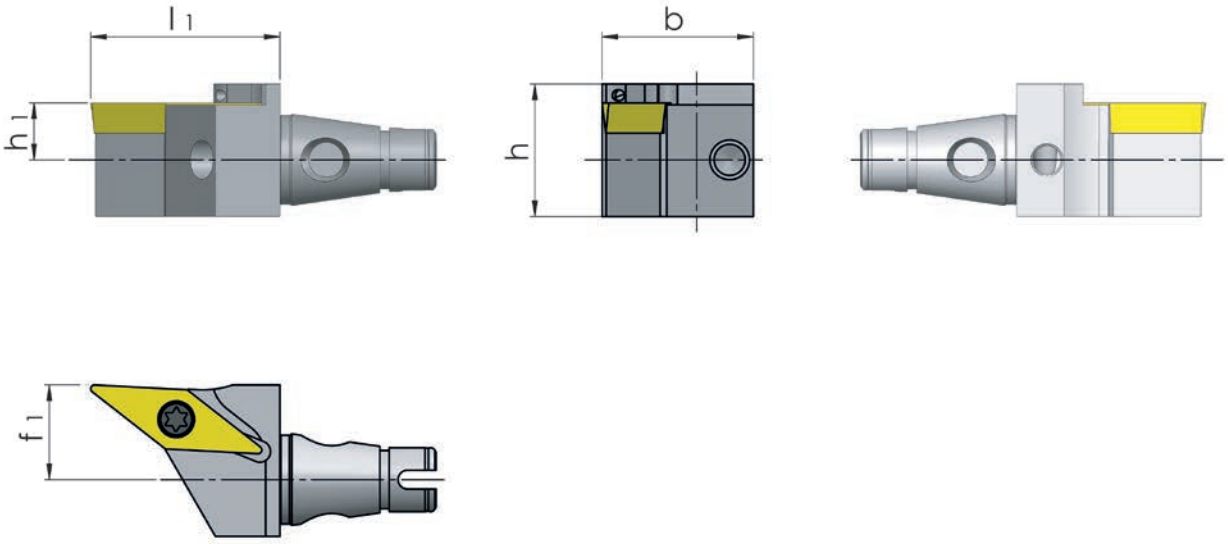

fits for holder	[mm]	[mm]	[mm]	[mm]	[mm]	Order no.
passend für Halter	**h**	**b**	**l1**	**h1**	**f1**	**Bestellnummer**
10x10, 12x12, 1/2"x1/2"	14	16	20	6	6	WF.M.12.SVJCL.11.IK
10x10, 12x12, 1/2"x1/2"	14	16	20	6	6	WF.M.12.SVJCR.11.IK
10x10, 12x12, 1/2"x1/2"	15	16	25	6	0	WF.M.12.SVVCN.11.IK
10x10, 12x12, 1/2"x1/2"	14	16	25	6	10	WF.M.12.SVJCL.13.IK
10x10, 12x12, 1/2"x1/2"	14	16	25	6	6	WF.M.12.SVJCR.13.IK
16x16	18	18	20	8	8	WF.M.16.SVJCL.11.IK
16x16	18	18	20	8	8	WF.M.16.SVJCR.11.IK

WFMS - modulare Drehhalter

WFMS - modular turning holders

WG 40

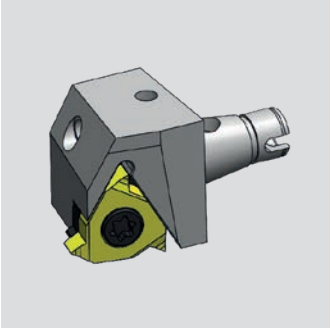

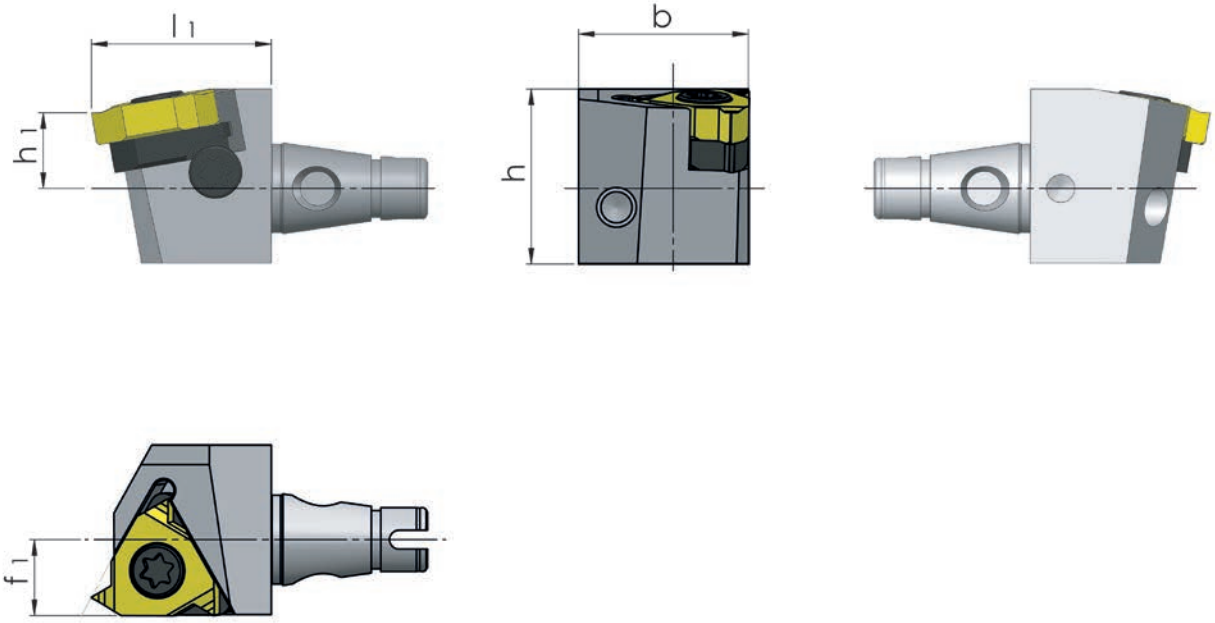

fits for holder	[mm]	[mm]	[mm]	[mm]	[mm]	Order no.
passend für Halter	**h**	**b**	**l1**	**h1**	**f1**	**Bestellnummer**
10x10, 12x12, 1/2"x1/2"	19	16	20	6	6	WF.M.11E.IK.R
16x16	18	18	20	8	8	WF.M.16E.IK.R



WFMS - Klemmhalter HORN
HORN H100

WFMS - Toolholder
HORN H100

WG 40

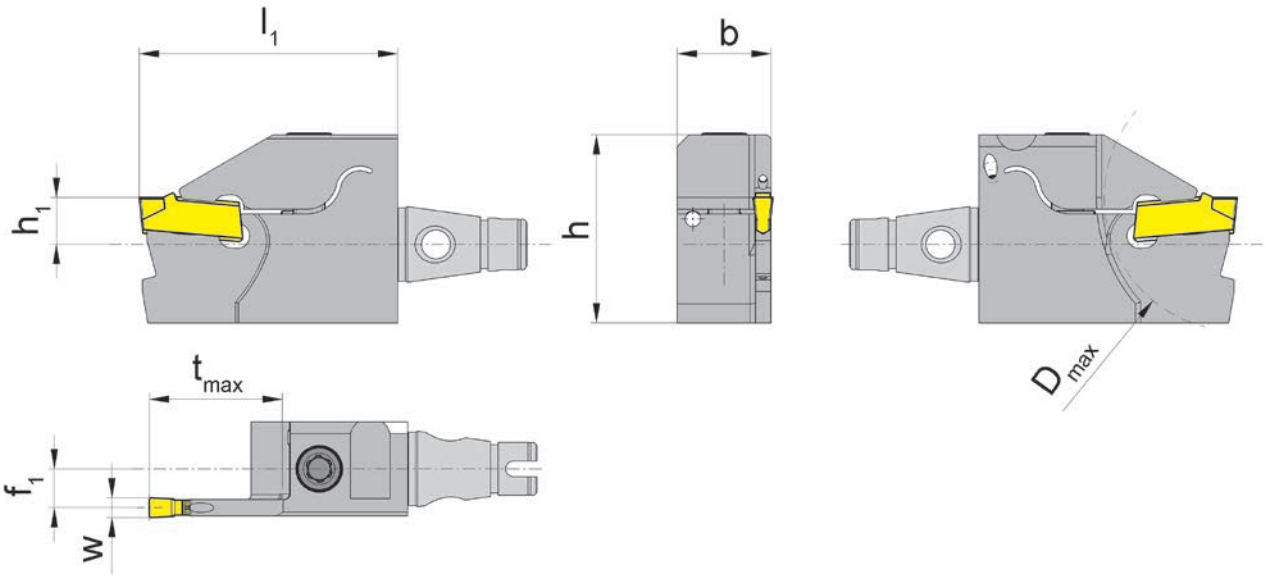

fits for holder	[mm]	[mm]	[mm]	[mm]	[mm]	[mm]	[mm]	[mm]		Order no.
passend für Halter	**h**	**b**	**l1**	**h1**	**f1**	**tmax**	**Dmax**	**w**	**Größe**	**Bestellnummer**
10x10, 12x12, 1/2"x1/2"	24	12	33	6	5,2	17	34	2	01	WF.M.12.R100.4.41.IK
10x10, 12x12, 1/2"x1/2"	24	12	33	6	4,95	17	34	2,5	02	WF.M.12.R100.4.42.IK
10x10, 12x12, 1/2"x1/2"	24	12	33	6	4,75	17	34	3	03	WF.M.12.R100.4.43.IK
16x16	26	16	33	8	7,2	17	34	2	01	WF.M.16.R100.4.41.IK
16x16	26	16	33	8	6,95	17	34	2,5	02	WF.M.16.R100.4.42.IK
16x16	26	16	33	8	6,75	17	34	3	03	WF.M.16.R100.4.43.IK

Spare Parts
Ersatzteile

Screw	Clamp	TORX PLUS Wrench	For torque specification Nm	Toolholder
Spannschraube	**Spannelement**	**TORX PLUS-Schlüssel**	**Das Anzugsmoment der Schrauben ist Nm.**	**Klemmhalter**
4.20T15P		T15PL	4,3	WF.M.1...R100...IK

WFMS - Klemmhalter HORN
HORN H224

WFMS - Toolholder
HORN H224

WG 40

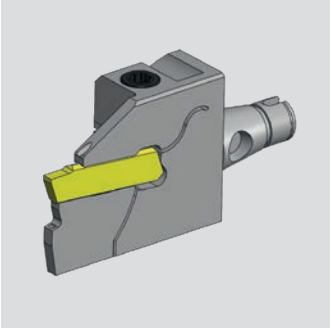

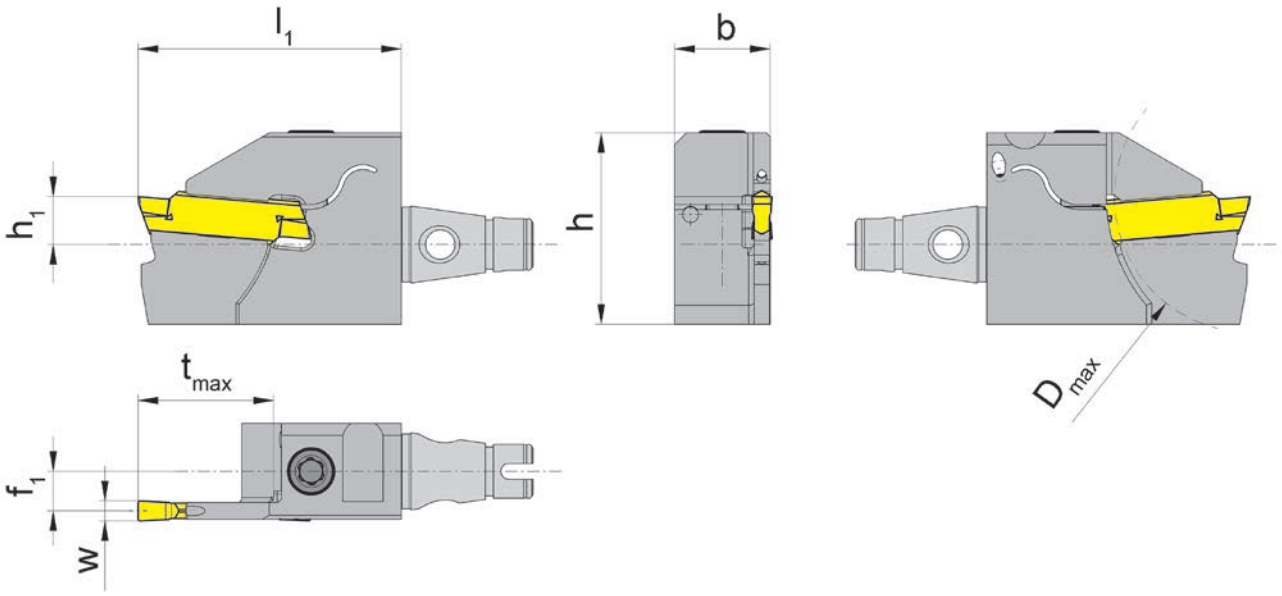

fits for holder	[mm]	[mm]	[mm]	[mm]	[mm]	[mm]	[mm]	[mm]		Order no.
passend für Halter	**h**	**b**	**l1**	**h1**	**f1**	**tmax**	**Dmax**	**w**	**Größe**	**Bestellnummer**
10x10, 12x12, 1/2"x1/2"	24	12	33	6	5,2	17	34	2	01	WF.M.12.R224.4.41.IK
10x10, 12x12, 1/2"x1/2"	24	12	33	6	4,95	17	34	2,5	02	WF.M.12.R224.4.42.IK
10x10, 12x12, 1/2"x1/2"	24	12	33	6	4,75	17	34	3	03	WF.M.12.R224.4.43.IK
16x16	26	16	33	8	7,2	17	34	2	01	WF.M.16.R224.4.41.IK
16x16	26	16	33	8	6,95	17	34	2,5	02	WF.M.16.R224.4.42.IK
16x16	26	16	33	8	6,75	17	34	3	03	WF.M.16.R224.4.43.IK

Spare Parts
Ersatzteile

Screw	Clamp	TORX PLUS Wrench	For torque specification Nm	Toolholder
Spannschraube	**Spannelement**	**TORX PLUS-Schlüssel**	**Das Anzugsmoment der Schrauben ist Nm.**	**Klemmhalter**
4.20T15P		T15PL	4,3	WF.M.1...R224...IK



WFMS - Klemmhalter HORN
HORN H264

WFMS - Toolholder
HORN H264

WG 40

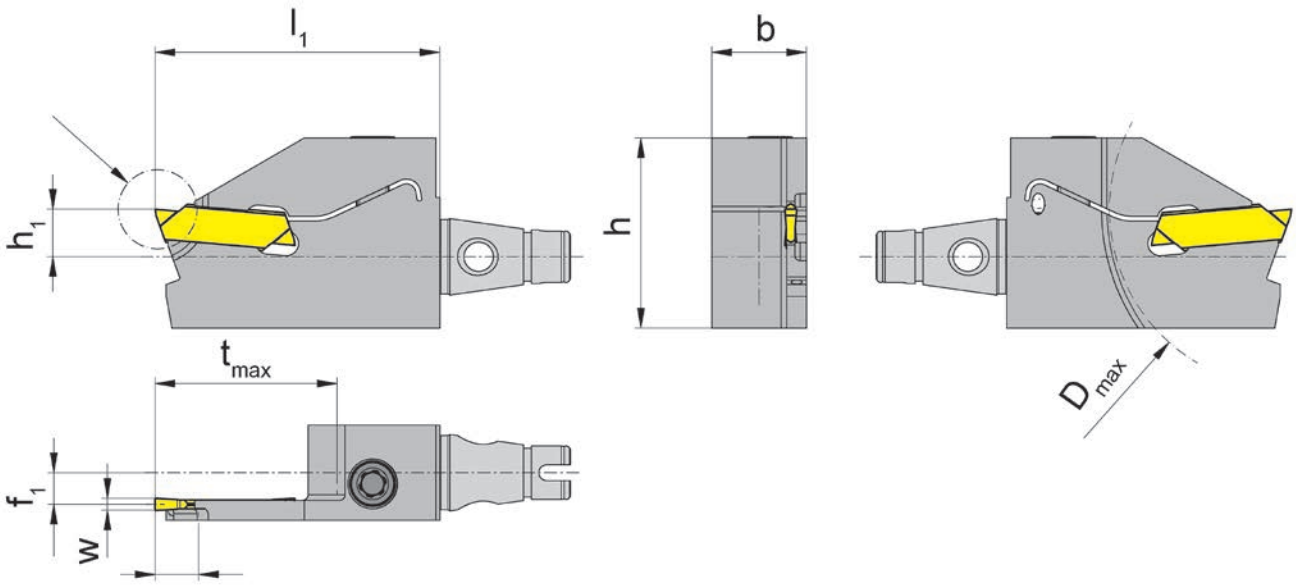

fits for holder	[mm]	[mm]	[mm]	[mm]	[mm]	[mm]	[mm]	[mm]		Order no.
passend für Halter	**h**	**b**	**l1**	**h1**	**f1**	**tmax**	**Dmax**	**w**	**Größe**	**Bestellnummer**
10x10, 12x12, 1/2"x1/2"	24	12	36	6	4	5,5	10	1,5	01	WF.M.12.R264.1.51.IK
16x16	23	16	36	8	6	5,5	10	1,5	01	WF.M.16.R264.1.51.IK

Spare Parts
Ersatzteile

Screw	Clamp	TORX PLUS Wrench	For torque specification Nm	Toolholder
Spannschraube	**Spannelement**	**TORX PLUS-Schlüssel**	**Das Anzugsmoment der Schrauben ist Nm.**	**Klemmhalter**
4.20T15P		T15PL	4,3	WF.M.1...R264.1.51.IK

WFMS - Klemmhalter HORN
HORN H274

WFMS - Toolholder
HORN H274

WG 40



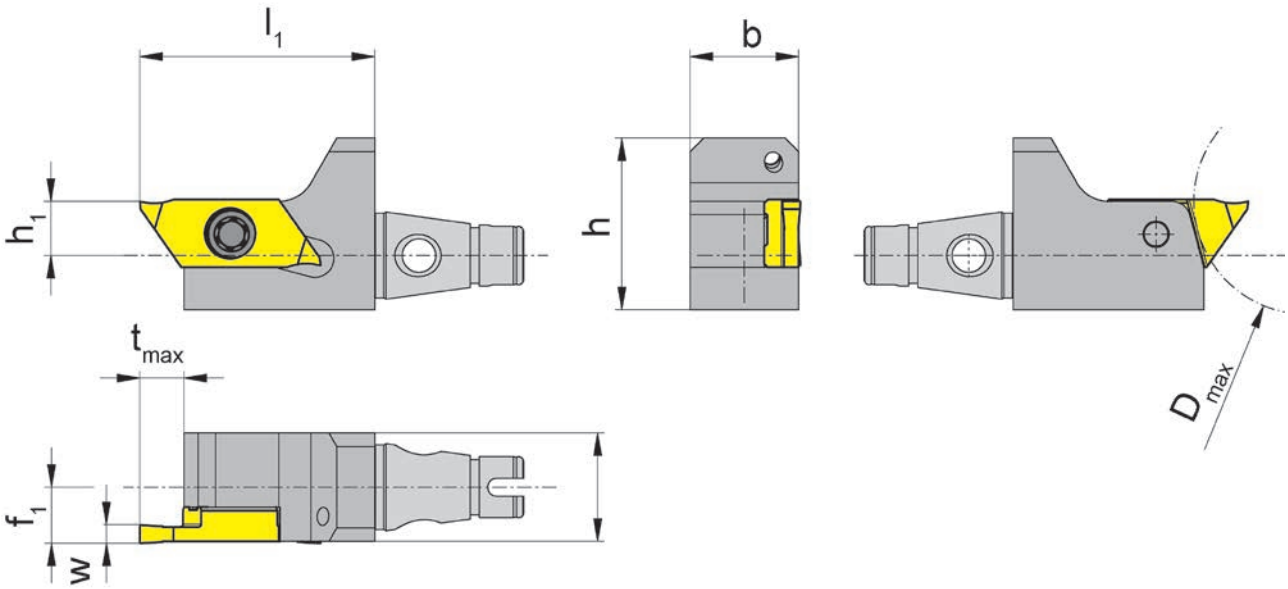

fits for holder	[mm]	[mm]	[mm]	[mm]	[mm]	[mm]	[mm]	[mm]		Order no.
passend für Halter	**h**	**b**	**l1**	**h1**	**f1**	**tmax**	**Dmax**	**w**	**Größe**	**Bestellnummer**
10x10, 12x12, 1/2"x1/2"	19	12	26	6	6,2	6	25	04	01	WF.M.12.R274.2.24.IK
16x16	23	16	26	8	8,2	6	25	04	02	WF.M.16.R274.2.24.IK

Spare Parts
Ersatzteile

Screw	Clamp	TORX PLUS Wrench	For torque specification Nm	Toolholder
Spannschraube	**Spannelement**	**TORX PLUS-Schlüssel**	**Das Anzugsmoment der Schrauben ist Nm.**	**Klemmhalter**
030.3509.T15P		T15PQ	3,0	WF.M.1...R274.2.24.IK

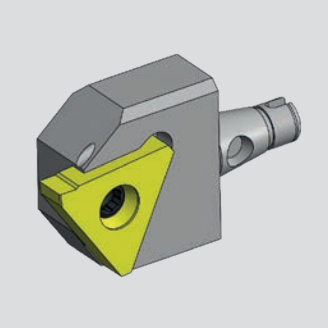

WFMS - Klemmhalter HORN
HORN H356

WFMS - Toolholder
HORN H356

WG 40

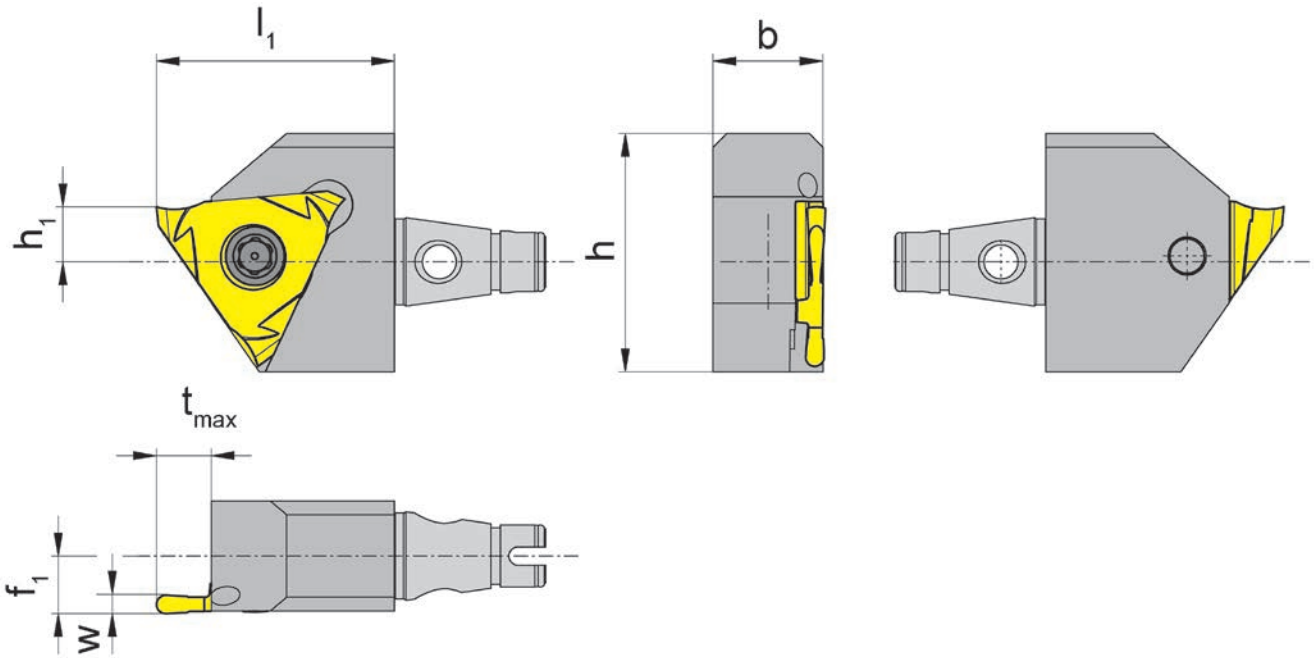

fits for holder	[mm]	[mm]	[mm]	[mm]	[mm]		Order no.
passend für Halter	**h**	**b**	**l1**	**h1**	**f1**	**Größe**	**Bestellnummer**
10x10, 12x12, 1/2"x1/2"	26	12	26	6	6,3	03	WF.M.12.R356.1.23.IK
16x16	26	16	26	8	8,3	03	WF.M.16.R356.1.23.IK

Spare Parts
Ersatzteile

Screw	Clamp	TORX PLUS Wrench	For torque specification Nm	Toolholder
Spannschraube	**Spannelement**	**TORX PLUS-Schlüssel**	**Das Anzugsmoment der Schrauben ist Nm.**	**Klemmhalter**
030.500P.0232		T20PQ	6,0 - 6,5	WF.M.12.R356.1.23.IK
5.12T20P		T20PQ	6,0 - 6,5	WF.M.16.R356.1.23.IK

WFMS - Klemmhalter HORN
HORN H360

WFMS - Toolholder
HORN H360

WG 40



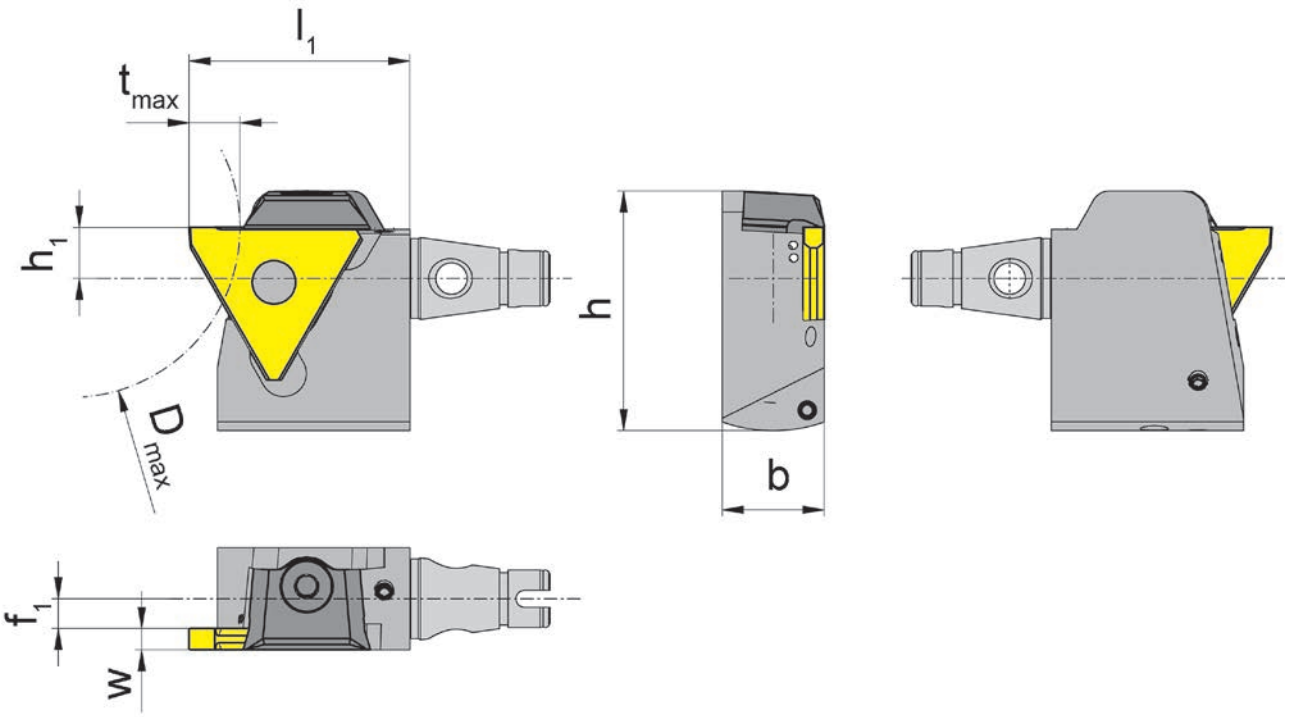

fits for holder	[mm]	[mm]	[mm]	[mm]	[mm]	[mm]	[mm]	[mm]		Order no.
passend für Halter	**h**	**b**	**l1**	**h1**	**f1**	**tmax**	**Dmax**	**w**	**Größe**	**Bestellnummer**
10x10, 12x12, 1/2"x1/2"	28,2	12	26	6	4,5	4	40	0,5 - 1,9	01	WF.M.12.R360.1.51.IK
10x10, 12x12, 1/2"x1/2"	28,2	12	26	6	3,5	6	40	1,9 - 2,9	02	WF.M.12.R360.2.52.IK
10x10, 12x12, 1/2"x1/2"	28,2	12	26	6	2,5	6	40	2,9 - 3,9	03	WF.M.12.R360.2.53.IK
16x16	30,2	16	26	8	6,5	4	40	0,5 - 1,9	01	WF.M.16.R360.1.51.IK
16x16	30,2	16	26	8	5,5	6	40	1,9 - 2,9	02	WF.M.16.R360.2.52.IK
16x16	30,2	16	26	8	4,5	6	40	2,9 - 3,9	03	WF.M.16.R360.2.53.IK

Spare Parts
Ersatzteile

Screw	Clamp	TORX PLUS Wrench	For torque specification Nm	Toolholder
Spannschraube	**Spannelement**	**TORX PLUS-Schlüssel**	**Das Anzugsmoment der Schrauben ist Nm.**	**Klemmhalter**
	12.3	T10PL	3,0	WF.M.1...R360…IK

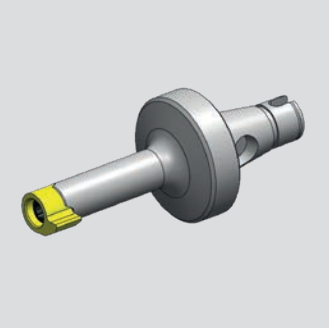

WFMS - Klemmhalter HORN
HORN Mini 106 - 11P

WFMS - Toolholder
HORN Mini 106 - 11P

WG 40

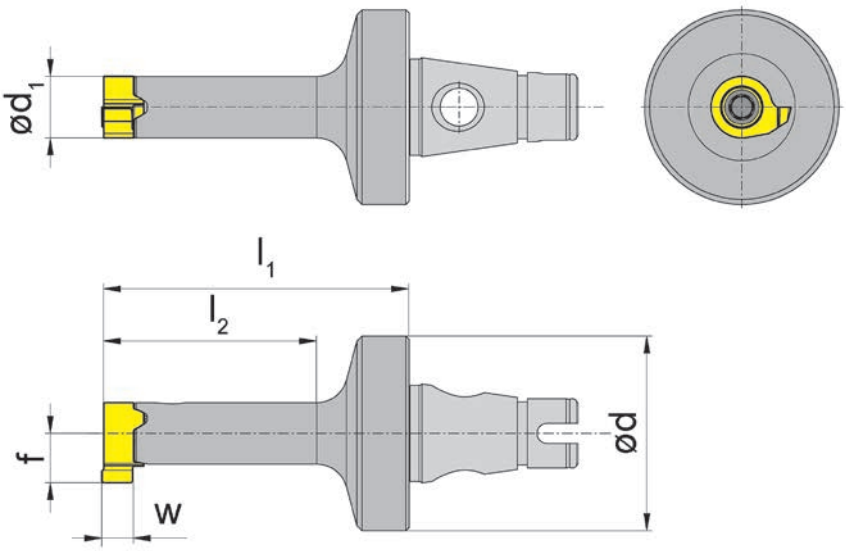

fits for holder **passend für Halter**	[mm] **d**	[mm] **d1**	[mm] **l1**	[mm] **l2**	Order no. **Bestellnummer**
Ø 19,05-28	19	4,4	17	8,5	WF.M.RB106.00.IK
Ø 19,05-28	19	5,2	19	10	WF.M.RB107.00.IK
Ø 19,05-28	19	6	21,5	12,5	WF.M.B108.00.IK
Ø 19,05-28	19	6	30	21	WF.M.B108.01.IK
Ø 19,05-28	19	6	21	12,5	WF.M.RB10P.00.IK
Ø 19,05-28	19	8	26	16,5	WF.M.B111.00.IK
Ø 19,05-28	19	8	38,5	29	WF.M.B111.01.IK
Ø 19,05-28	19	7	24	15	WF.M.RB11P.00.IK

Spare Parts
Ersatzteile

Screw **Spannschraube**	Clamp **Spannelement**	TORX PLUS Wrench **TORX PLUS-Schlüssel**	For torque specification Nm **Das Anzugsmoment der Schrauben ist Nm.**	Toolholder **Klemmhalter**
1.8.4TEP		T6PL	0,9	WF.M.RB106.00.IK
2.2.5T7EP	010.0105.03	T7PL	1,1	WF.M.RB107.00.IK
2.6.5T8EP	010.0105.04	T8PL	1,2	WF.M.B108.00.IK /..B10P../..
3.5.12T10EP	010.0105.05	T10PL	3	WF.M.B111.00.IK
3.10T9P		T9PL	1,8	WF.M.RB11P.00.IK

WFMS - Klemmhalter HORN
HORN Supermini 105-110

WFMS - Toolholder
HORN Supermini 105-110

WG 40



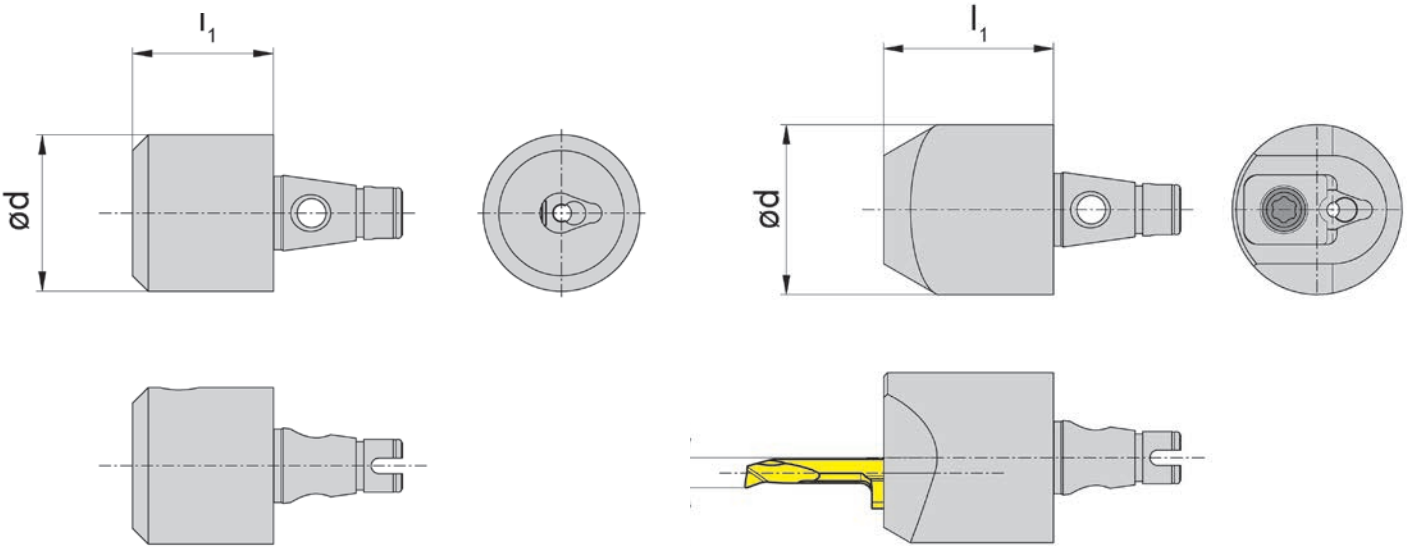

fits for holder **passend für Halter**	[mm] **d**	[mm] **l1**	[mm] **f1**	[mm] ***b**	Order no. **Bestellnummer**
Ø 19,05-28	20	18	-	-	WF.M.B105.IK
Ø 19,05-28	22	30	-	-	WF.M.B110.IK
Ø 19,05-28	22	22	3,3	5,9	WF.M.B105.S.03.IK
Ø 19,05-28	22	22	3,9	6,4	WF.M.B105.S.04.IK
Ø 19,05-28	21	22	5,3	7,0	WF.M.B105.S.05.IK

*b = Schneidplattenhöhe

*b = Height of insert

Spare Parts

Ersatzteile

Screw **Spannschraube**	Clamp **Spannelement**	TORX PLUS Wrench **TORX PLUS-Schlüssel**	For torque specification Nm **Das Anzugsmoment der Schrauben ist Nm.**	Toolholder **Klemmhalter**
6.075T15P		T15PQ	5	WF.M.B105.IK / WF.M.B110.IK
	010.0105.03	T15PL	2	WF.M.B105.S.03.IK
	010.0105.04	T15PL	2	WF.M.B105.S.04.IK
	010.0105.05	T15PL	2	WF.M.B105.S.05.IK

Werkzeugtechnik

WFMS - Rohlinge und Grundhalter

WFMS - blanks and basic holders

WG 40



Drehhalter Typ ER11
Turning holder type ER11

Bestellnummer **WFMS.E11.025.M**
Order no.



Drehhalter Grundhalter HSK63
Turning holder basicholder HSK63

Bestellnummer **WFMS.020.H63**
Order no.



Drehhalter Rohling Ø 26
Turning holder blank Ø 26

Bestellnummer **WFMS.R.D26x35**
Order no.



Drehhalter Rohling Ø 36
Turning holder blank Ø 36

Bestellnummer **WFMS.R.D36x35**
Order no.



Drehhalter Rundschaft
Turning holder cylindrical

Bestellnummer **WFMS.RS.20.065.IK**
Order no.



Drehhalter Rundschaft
Turning holder cylindrical

Bestellnummer **WFMS.RS.22.080.IK**
Order no.

THE EVOLUTION
WF-MICRO System
for DECO 10

driven and static toolholders

W&F
Werkzeugtechnik



Minimize the costs of cutting tools and increase productivity

- **quick change**
- **presetting outside of machine**
- **highest runout**

Modulare Aggregatetechnik

WFB Adapter

W&F Werkzeugtechnik



Katalog WFB-02

Werkzeugtechnik

Inhaltsverzeichnis für WFB-Adapter

Table of contents for WFB-adapter
Table des matiérs pour WFB-adapteur

Beschreibung / Description	Seite / Page
WFB - Aufsatz WFB top piece	**11.2**
Gebrauch und Wartung der WFB-Schnittstelle Handling and maintenance for WFB connection Manutention et maintenance pour WFB connexion	**11.3**
Produkt-Vorteile der WFB-Schnittstelle	**11.4 - 11.5**
Product advantages of WFB connection	**11.6 - 11.7**
WFB - Produktübersicht (Auszug) WFB - Product overview WFB - Vue d'ensemble de produit	**11.8 - 11.9**
WFB - Grundaufnahmen / Voreinstelladapter WFB - Master shanks WFB - Module de base	**11.10 - 11.11**
WFB - Weldon für Zylinderschäfte DIN 1835 B WFB - Weldon for parallel shanks WFB - Weldon pour queues cylindriques	**11.12 - 11.13**
WFB - WN für Zylinderschäfte DIN 1835 E WFB - Whistle Notch for parallel shanks WFB - Whistle Notch pour queues cylindriques	**11.14 - 11.15**
WFB - Schrumpffutter WFB - Shrink fit chucks WFB - Mandrins de frettage	**11.16 - 11.17**
Bedienungsanleitung für zweigeteilte Schrumpffutter System WFB Operation instructions for two split shrink fit chucks system WFB Mode d'emploi pour deux divisé mandrins de frettage système WFB	**11.18**
WFB - Sägeblattaufnahmen WFB - Tool holders for saw blade WFB - Mandrins pour lame de scie	**11.19**
WFB - Spannzangenfutter 8° Typ ER WFB - Collet chucks 8° type ER WFB - Mandrins porte-pinces 8° type ER	**11.20 - 11.21**
WFB - Softsynchro® mit IKZ WFB - Softsynchro® with internal cooling system WFB - Softsynchro® avec arrosage central	**11.22**
WFB - Hydro-Dehnspannfutter WFB - Hydraulic expansion chuck WFB - Mandrin hydraulique	**11.23**
WFB-Drehhalter W-T mit IKZ WFB - Turning tool holder W-T with internal cooling system WFB - Rotatif porte-outil W-T avec arrosage central	**11.24**
WFB-Klemmhalter W-T HORN Mini mit IKZ WFB - Toolholder W-T HORN Mini with internal cooling system WFB - Porte-outil W-T HORN Mini avec arrosage central	**11.25**

Inhaltsverzeichnis für WFB-Adapter

Table of contents for WFB-adapter
Table des matiérs pour WFB-adapteur

Werkzeugtechnik

Beschreibung / Description	Seite / Page
WFB-Klemmhalter W-T HORN Supermini® mit IKZ WFB - Toolholder W-T HORN Supermini® with internal cooling system WFB - Porte-outil W-T HORN Supermini® avec arrosage central	**11.26**
WFB - HORN Fräserschaft mit IKZ WFB - HORN milling shank with internal cooling WFB - HORN arbre de coupe avec arrosage central	**11.27**
WFB-Bohrstangenhalter WFB - Boring bar holder WFB - Porte-outil pour barres d'alésage	**11.28**
WFB - Aufsteckfräserdorne mit IKZ WFB - Milling machine arbors with internal cooling system WFB - Mandrins porte-fraises avec arrosage central	**11.29**
WFB - Verschlussstopfen WFB - Closing plug WFB - Bouchon d'étanchéité	**11.30**
WFB - Reduzierungen / Verlängerunge WFB - Reductions / Extensions WFB - Réductions / Prolongations	**11.31**
WFB - Kontrolldorne WFB - Test arbors WFB - Mandrins de contrôle	**11.32**
WFB - Bohrstangen-Rohlinge WFB - Boring bar-blanks WFB - Barres à l'etat brut	**11.33**
Spannzangen-Sätze mit Holzsockel System ER / ESX Collets System ER / ESX in wooden board Pinces de serrage Systéme ER / ESX en socle de bois	**11.35**
Spannzangen System ER / ESX ER11 / ER16 / ER20 Collets System ER / ESX Pinces de serrage Systéme ER / ESX	**11.36**
Spannzangen System ER / ESX ER25 / ER32 / ER40 Collets System ER / ESX Pinces de serrage Systéme ER / ESX	**11.37**
WFB - Ersatzteile / Zubehör WFB - Spare parts / Accessories WFB - Pièces de rechange / Accessoires	**11.38**

WG = Warengruppe
Article group
Groupe de marchandise

WG 11 = _____

WG 35 = _____

Werkzeugtechnik

WFB-Aufsatz

WFB top piece

WG 35

ZOLLER
faszination messen®



Adapter >>GA<<



Vorsatzhalter Gr.I
Tool post size I



Adapter SK50



WFB-Adapter

Der WFB-Adapter wird über 2 Kegelgewindestifte im WFB-Aufsatz fixiert und ist somit optimal positioniert.
The WFB-Adaper will be fixed in the WFB top piece via 2 threaded taper pins and is thus optimally positioned.

Durch die 100%-ige Einstellbarkeit der Adaptersysteme auf einem ZOLLER Einstell- und Messgerät reduziert sich die Maschinenrüstzeit nahezu gegen null. Teurer Maschinenstillstand kann somit vermieden werden.
Thanks to the excellent adjustability of the adapter systems on ZOLLER tool presetter and measuring machines setup times are reduced towards zero thus avoiding expensive machine downtimes.

- ✓ Hohe Wechselgenauigkeiten (<2µ) und absoluter Formschluss
  High changing accuracy (<2µ) and absolute form fit
- ✓ Optimale Kraftübertragung und Steifigkeit durch kompakten Aufbau
  Optimum power transmission and rigidity thanks to a compact assembly
- ✓ Flexible Anwendungsmöglichkeiten, wie z. B. Spannzangenfutter, Weldon, Schrumpffutter u. v. a. m.
  Flexible application spectrum, e.g. collet chucks, weldon, shrink fit chucks and others
- ✓ Für angetriebene oder feststehende Werkzeuge geeignet
  Suitable for driven or stationary tools
- ✓ Einsetzbar in Dreh- und Fräsmaschinen und Bearbeitungszentren
  To be used in turning and milling machines and machining centres
- ✓ Einfacher und günstiger Spannmechanismus durch 2 Kegelgewindestifte
  Simple and convenient clamping mechanism via 2 threaded taper pins
- ✓ Geringe Rüstzeiten
  Reduced setup times
- ✓ Modular aufgebautes System, keine aufwändigen Sonderwerkzeughalter notwendig
  Modular designed system, no complex tool holders required

WFB top piece **WFB-Aufsatz**	Adapter >>GA<< **Art.-Nr. / Item no.**	Vorsatzhalter Gr.I / Tool post size I **Art.-Nr. / Item no.**	Adapter SK50 / ISO 50 **Art.-Nr. / Item no.**
WFB20-12	WFB.6120.Y50	WFB.6020.Y50	WFB.6320.Y50
WFB24-16	WFB.6121.Y50	WFB.6021.Y50	WFB.6321.Y50
WFB32-20	WFB.6122.Y50	WFB.6022.Y50	WFB.6322.Y50
WFB40-25	WFB.6123.Y50	WFB.6023.Y50	WFB.6323.Y50
WFB50-32	WFB.6124.Y50	WFB.6024.Y50	WFB.6324.Y50

Gebrauch und Wartung der WFB-Schnittstelle

Handling and maintenance for WFB connection
Manutention et maintenance pour WFB connexion

WG 35

Werkzeugtechnik

Hinweis zur Befestigung
Zunächst einen Kegelgewindestift anziehen, dabei 1-2 mal lösen und wieder anziehen. Dadurch wird eine optimale Positionierung der Bauteile erreicht. Der 2. Kegelgewindestift wird nun ebenfalls (wie oben angeführt) angezogen. Empfohlene Drehmomente entnehmen Sie der unteren Tabelle.

Advice for fixing
First tighten one threaded taper pin, in doing so 1 or 2 times unscrew and tighten again. Thereby you get an optimum positioning of the components. The second threaded taper pin you will thighten with the same method. Recommended locking torque see in the lower table.

Pflege und Wartung
Die Oberflächen der Planflächen, der Kegelbohrung und Kegelzapfen sind vor Gebrauch zu reinigen und mit einem Öl-Schmierfilm zu versehen. Um eine optimale Befestigung und Lösbarkeit der Kegelgewindestifte zu erreichen, wird empfohlen die Kegelgewindestifte mit z.B. Molykote 1000 oder einer ähnlichen Heiss-Schraubenpaste zu behandeln.

Support and maintenance
The surface of the face, the cone drill and cone pin must be cleaning and lubricate with oil before using. To reach an optimum fixing and resolvability of the threaded taper pins, are recommended to use for example Molykote 1000 or something similar.

Empfohlene Anzugsdrehmomente
Recommended locking torque / Retenue couple

Größe	Kegelgewindestifte	Anzugs-Drehmoment
WFB20-12	M6 x 0,75 / Torx 15 Plus	4 Nm
WFB20-12	M6 x 1 / Torx T15	4 Nm
WFB24-16	M8 x 1 / Torx T25	10 Nm
WFB32-20	M10 x 1	20 Nm

Empfohlene Anzugsdrehmomente beim Einsatz von Kontrolldornen
Recommended locking torque when running test arbors
Retenue couple à l'usage de Mandrins de contrôle

Größe	Kegelgewindestifte	Anzugs-Drehmoment
WFB20-12	M6 x 0,75 / Torx 15 Plus	2 Nm
WFB20-12	M6 x 1 / Torx T15	2 Nm
WFB24-16	M8 x 1 / Torx T25	5 Nm
WFB32-20	M10 x 1	10 Nm

Werkzeugtechnik

Produkt-Vorteile der WFB-Schnittstelle

WG 35

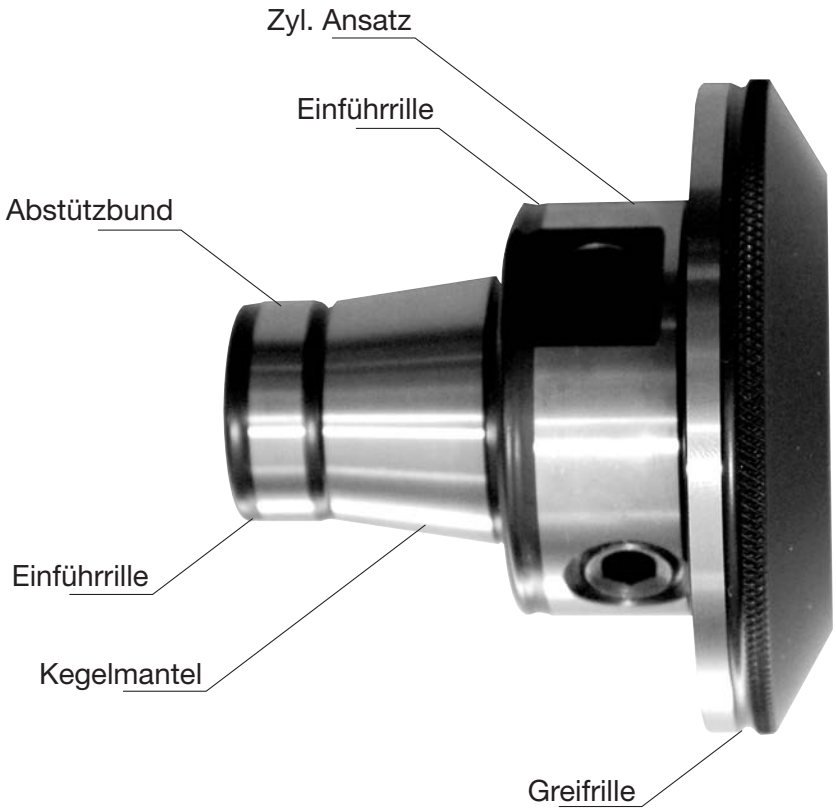

Präzise
Die Kegel/Plananlage mit zylindrischer Abstützung gewährleistet höchste Genauigkeit (2µ) und absoluten Form-schluß.

Flexibel
Spannzange, Weldon, Schrumpffutter, um nur die wichtigsten zu nennen, können alle in einen Grundhalter eingesetzt werden. Die Handhabung ist einfach und praxisgerecht.

Kompakt
Der extrem kompakte Aufbau gewährleistet eine optimale Kraftübertragung und Systemsteifigkeit. Daraus resultieren höhere Werkstückgenauigkeiten und verbesserte Produktivität.

Orientierte Schneidenlage
Auf Umschlag < 10 µ

Reinigung
Einfach, da überall leicht zugänglich.

Produkt-Vorteile der WFB-Schnittstelle

WG 35

Werkzeugtechnik



Wirtschaftlich
Sie benötigen weniger aufwändige, teure Sonderwerkzeughalter, die Werkzeugstandzeiten verlängern sich erheblich. Die Folge ist die deutliche Minimierung Ihrer Gesamtwerkzeug-kosten. Mit dem WFB-System helfen wir Ihnen Ihre Drehmaschine künftig wirklich wirtschaftlich einzusetzen, und teure Nebenzeiten einzusparen. Das neue modulare WFB-System von W&F eröffnet Ihnen hinsichtlich der Präzision und der Flexibilität völlig neue Dimensionen in der Fertigungstechnik.

Spannmechanismus
Äußerst günstig durch 2 Kegelgewindestifte.

Schnell
Durch den Einsatz von Werkzeugen, die parallel zur Maschinenlaufzeit voreingestellt werden, reduziert sich die Maschinenrüstzeit nahezu auf Null. Teure Maschinenstillstandzeiten werden vermieden.

Universell
Sowohl für angetriebene als auch für feststehende Werkzeuge, sowie auf Fräsmaschinen und BAZ einsetzbar.

Schrumpfen
Nach vorne und nach innen möglich.

Werkzeugtechnik

Product advantages of WFB connection

WG 35

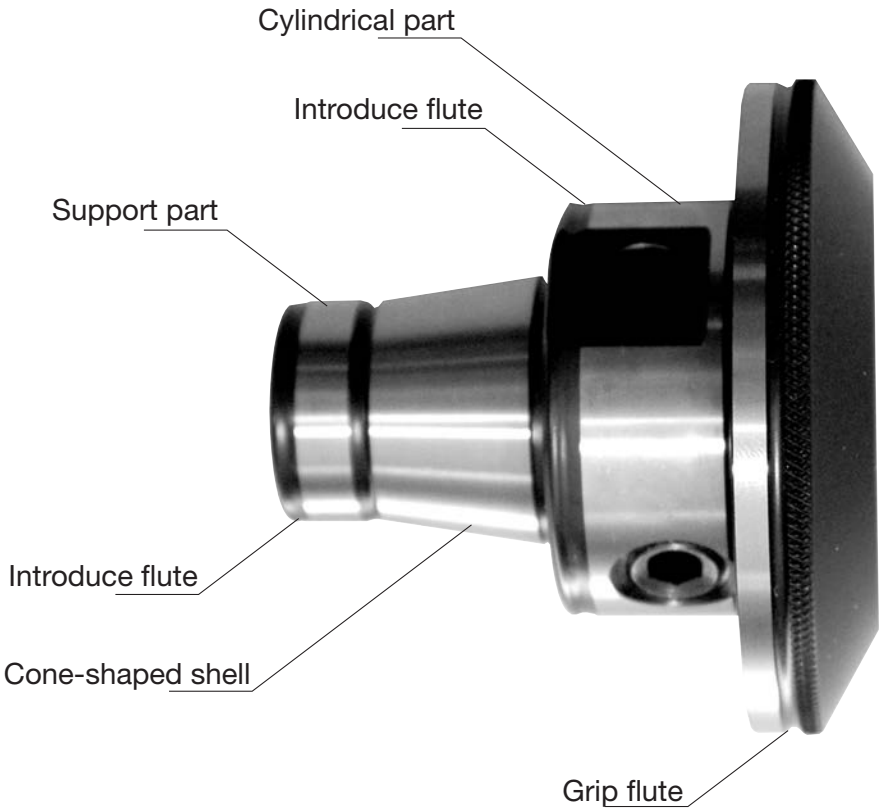

Precise
The taper/planned assets with cylindrical support guarantees highest precision (2µ) and completely form fit.

Flexibel
Collet, Weldon, schrink fit holder, etc., can be used in all master shanks. Easy and safe to handle. Collet, Weldon, schrink fit holder, etc., can be used in all master shanks. Easy and safe to handle.

Compact
The extrem compact construction guarantees an optimum load transmission and system rigidity. Out of it follow workpiece in higher precision and revised productivity.

Optimized position of cutting edge
Turnover < 10 µ

Cleaning
Simple because of good accessible.

Product advantages of WFB connection

WG 35

Werkzeugtechnik



Economical
You need less expensive special tool holders and the tool life will be extended. So you get a minimization of complete costs of tools. With the WFB-system we help you to use your turning machine profitable in the future and to save expensive non-productive time. The new modular WFB-system from W&F enable you with precision and flexibility new dimensions in the production technology.

Gripping mechanism
Exceedingly favorable through 2 threaded taper pins.

Quick
Pre-setting of tools can be effected out of the machine. Setting-up time will be nearly zero. Expensive machine dead time will be avoided.

Universal
Applicable in driven and static tool holder, as well as on milling machine and machining center.

Shrinking
Forward and inward possible.

Werkzeugtechnik

WFB - Produktübersicht (Auszug)

WFB - Product overview
WFB - Vue d'ensemble de produit

WG 35

WFB - Aggregate
WFB - Aggregates
WFB - Agrégats

Axial

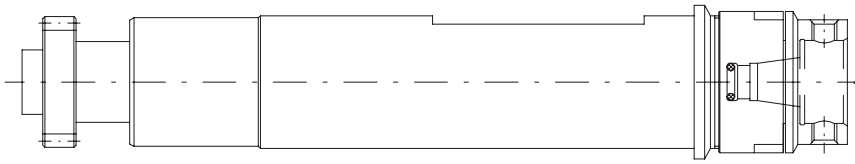

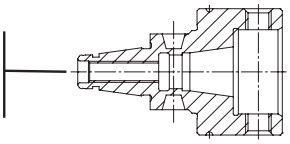

WFB - Verlängerungen
WFB - Extensions
WFB - Prolongations

Radial

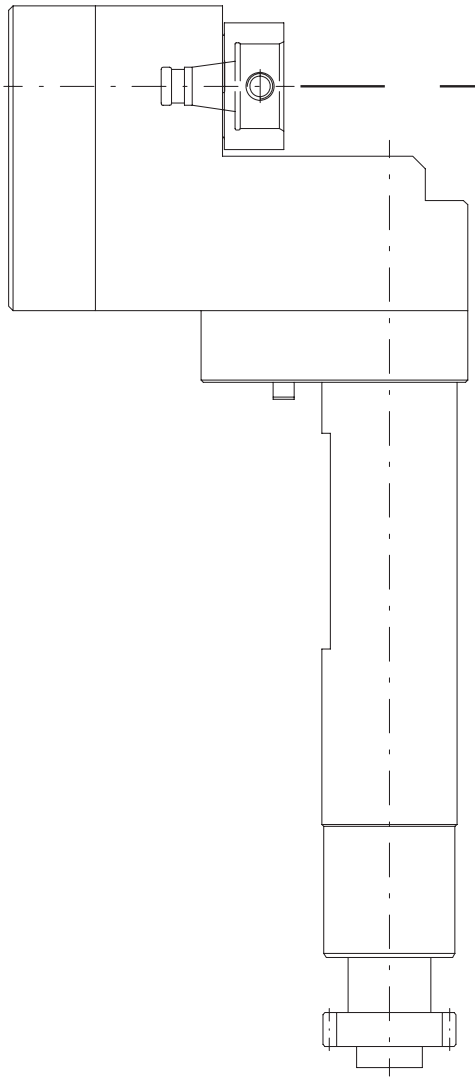

WFB - Produktübersicht (Auszug)

WFB - Product overview
WFB - Vue d'ensemble de produit

WG 35

Werkzeugtechnik

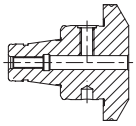

WFB - Weldon / Whistle Notch für Zylinderschäfte DIN 1835 B / E
WFB - Weldon / Whistle Notch for parallel shanks
WFB - Weldon / Whistle Notch pour queues cylindriques

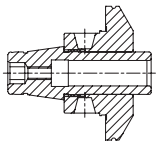

WFB - Schrumpffutter
WFB - Shrink fit chucks
WFB - Mandrins de frettage

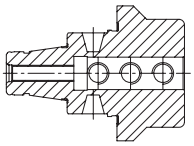

WFB - Bohrstangenhalter
WFB - Boring bar holder
WFB - Porte-outil pour barres d'alésage

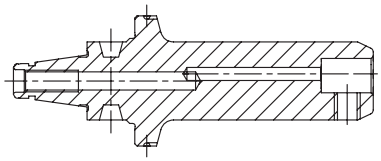

WFB - Klemmhalter W-T HORN Supermini® mit IKZ
WFB - Toolholder W-T HORN Supermini® with internal cooling system
WFB - Porte-outil W-T HORN Supermini® avec arrosage central

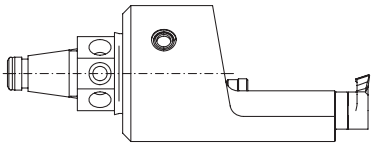

WFB - Klemmhalter W-T HORN Mini mit IKZ
WFB - Toolholder W-T HORN Mini with internal cooling system
WFB - Porte-outil W-T HORN Mini avec arrosage central

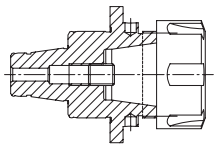

WFB - Spannzangenfutter 8° Typ ER
WFB - Collet chucks 8° type ER
WFB - Mandrins porte-pinces 8° type ER

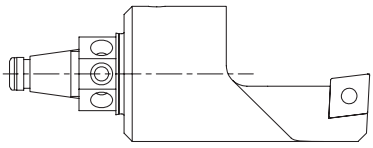

WFB - Drehhalter W-T mit IKZ
WFB - Turning tool holder W-T with internal cooling system
WFB - Rotatif porte-outil W-T avec arrosage central

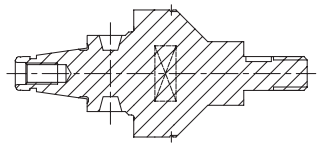

WFB - Sägeblattaufnahmen
WFB - Tool holders for saw blade
WFB - Mandrins pour lame de scie

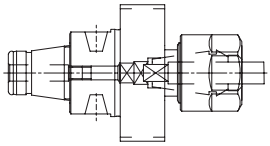

WFB - Softsynchro® mit IKZ
WFB - Softsynchro® with internal cooling system
WFB - Softsynchro® avec arrosage central

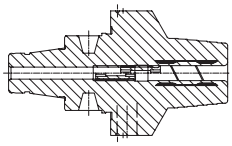

WFB - Hydro-Dehnspannfutter
WFB - Hydraulic expansion chuck
WFB - Mandrin hydraulique

Werkzeugtechnik

WFB - Grundaufnahmen / Voreinstelladapter

WFB - Master shanks
WFB - Module de base

WG 35

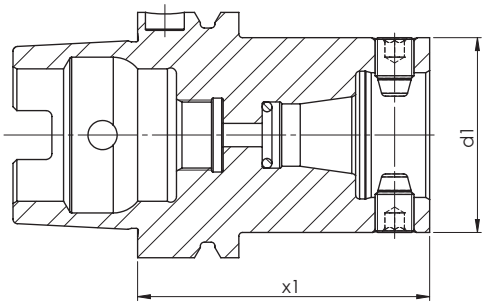

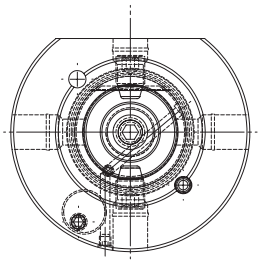

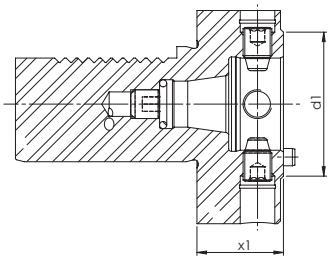





Size Grandeur **Größe**	**Type** Type **Typ**	[mm] **d1**	[mm] **x1**	Order no. N° de Code **Bestellnummer**
WFB20-12	HSK 63	30	55	WFB.020.H63
WFB24-16	HSK 63	40	65	WFB.024.H63
WFB32-20	HSK 40	50	40	WFB.032.H40
WFB32-20	HSK 63	50	75	WFB.032.H63
WFB32-20	HSK 100	50	75	WFB.032.H100

Size Grandeur **Größe**	**Type** Type **Typ**	[mm] **d1**	[mm] **x1**	Order no. N° de Code **Bestellnummer**
WFB20-12	VDI 30	30	28	WFB.020.V30
WFB24-16	VDI 30	40	28	WFB.024.V30
WFB32-20	VDI 25	50	28	WFB.032.V25
WFB32-20	VDI 30	50	28	WFB.032.V30
WFB32-20	VDI 40	50	30	WFB.032.V40

WFB - Grundaufnahmen / Voreinstelladapter

WFB - Master shanks
WFB - Module de base

WG 35

Werkzeugtechnik

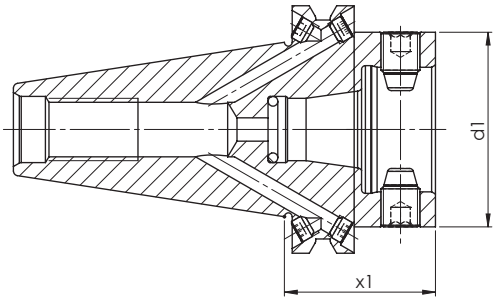

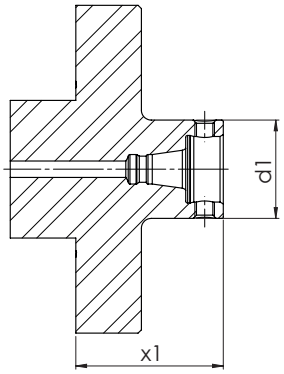





Size Grandeur **Größe**	**Type** Type **Typ**	[mm] **d1**	[mm] **x1**	Order no. Nº de Code **Bestellnummer**
WFB20-12	SK 40	30	40	WFB.020.S40
WFB20-12	SK 50	30	40	WFB.020.S50
WFB24-16	SK 40	40	40	WFB.024.S40
WFB24-16	SK 50	40	40	WFB.024.S50
WFB32-20	SK 40	50	40	WFB.032.S40
WFB32-20	SK 50	50	40	WFB.032.S50

Size Grandeur **Größe**	**Type** Type **Typ**	[mm] **d1**	[mm] **x1**	Order no. Nº de Code **Bestellnummer**
WFB20-12	Z01	30	45	WFB.020.SHT.Z01
WFB24-16	Z01	40	45	WFB.024.SHT.Z01
WFB32-20	Z01	50	65	WFB.032.SHT.Z01

Werkzeugtechnik

WFB - Weldon für Zylinderschäfte DIN 1835 B

WFB - Weldon for parallel shanks
WFB - Weldon pour queues cylindriques

WG 35

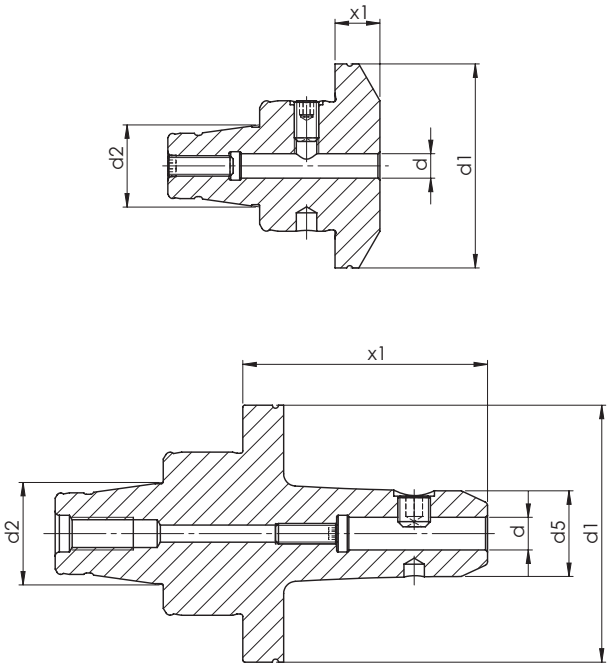



Verwendung: Zum Spannen von Werkzeugen mit Zylinderschaft DIN 1835 Form B.
Lieferumfang: Mit eingebauter Spannschraube

Application: For clamping tools with parallel shank DIN 1835 form B.
Scope of supply: Weldon end mill adaptor incl. locking screw

Application: Pour montage d'outils à queue cylindrique DIN 1835 forme B.
Livraison: Mandrin à pinces Weldon compris vis de serrage

Size Grandeur **Größe**	[mm] **d**	[mm] **d1**	[mm] **d2**	[mm] **d5**	[mm] **x1**	Order no. N° de Code **Bestellnummer**
WFB 20-12	3	29	12	12	25	WFB.203.025K
WFB 20-12	4	29	12	14	25	WFB.204.025K
WFB 20-12	6	29	12	17	16	WFB.206.016K
WFB 20-12	6	29	12	17	27	WFB.206.027K
WFB 20-12	6	30	12	17	27	WFB.206.027T
WFB 20-12	6	30	12	17	43	WFB.206.043.S
WFB 20-12	6	30	12	25	42,5	WFB.206.043T
WFB 20-12	8	29	12	21	16	WFB.208.016K
WFB 20-12	8	29	12	21	27	WFB.208.027K
WFB 20-12	8	30	12	21	27	WFB.208.027T
WFB 20-12	8	30	12	25	42,5	WFB.208.043T
WFB 20-12	10	29	12	24	37	WFB.210.037K
WFB 20-12	10	30	12	24	37	WFB.210.037T
WFB 20-12	10	30	12	25	42,5	WFB.210.043T

WFB - Weldon
für Zylinderschäfte DIN 1835 B

WFB - Weldon for parallel shanks
WFB - Weldon pour queues cylindriques

WG 35

Werkzeugtechnik

Size Grandeur **Größe**	[mm] **d**	[mm] **d1**	[mm] **d2**	[mm] **d5**	[mm] **x1**	Order no. N° de Code **Bestellnummer**
WFB 20-12	16	30	12	33	55	WFB.216.055
WFB 24-16	6	40	16	11	14	WFB.246.014T
WFB 24-16	6	40	16	17	27	WFB.246.027T
WFB 24-16	8	40	16	21	27	WFB.248.027T
WFB 24-16	10	40	16	17	15	WFB.241.015T
WFB 24-16	10	40	16	24	25	WFB.241.025T
WFB 24-16	12	40	16	27	30	WFB.241.230T
WFB 32-20	4	50	20	14	28	WFB.304.028
WFB 32-20	6	50	20	-	11	WFB.306.011
WFB 32-20	6	50	20	17	28	WFB.306.028T
WFB 32-20	6	50	20	17	40	WFB.306.040
WFB 32-20	6	50	20	17	60	WFB.306.060
WFB 32-20	8	50	20	-	11	WFB.308.011
WFB 32-20	8	50	20	21	28	WFB.308.028T
WFB 32-20	8	50	20	21	40	WFB.308.040
WFB 32-20	8	50	20	21	60	WFB.308.060
WFB 32-20	10	50	20	-	11	WFB.310.011
WFB 32-20	10	50	20	24	25	WFB.310.025T
WFB 32-20	10	50	20	24	35	WFB.310.035
WFB 32-20	10	50	20	24	60	WFB.310.060
WFB 32-20	12	50	20	27	14	WFB.312.014T
WFB 32-20	12	50	20	-	15	WFB.312.015
WFB 32-20	12	50	20	27	35	WFB.312.035
WFB 32-20	12	50	20	27	60	WFB.312.060
WFB 32-20	14	50	20	50	31	WFB.314.031
WFB 32-20	14	50	20	29	60	WFB.314.060
WFB 32-20	16	50	20	50	44	WFB.316.044
WFB 32-20	16	50	20	35	60	WFB.316.060
WFB 32-20	18	50	20	50	44	WFB.318.044
WFB 32-20	18	50	20	35	60	WFB.318.060
WFB 32-20	20	50	20	50	47	WFB.320.047
WFB 32-20	20	50	20	39	60	WFB.320.060
WFB 32-20	25	50	20	47	60	WFB.325.060

Werkzeugtechnik

WFB - WN
für Zylinderschäfte DIN 1835 E

WFB - Whistle Notch for parallel shanks
WFB - Whistle Notch pour queues cylindriques

WG 35

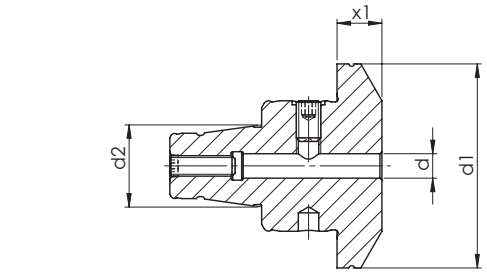

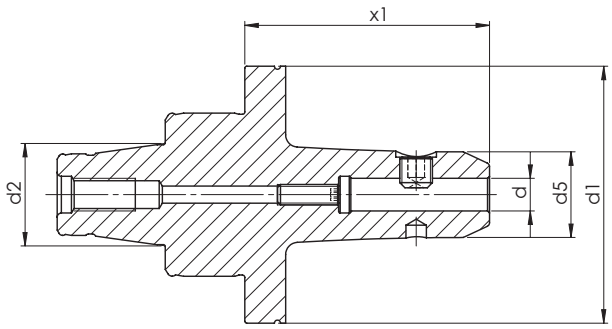



Verwendung: Zum Spannen von Werkzeugen mit Zylinderschaft DIN 1835 Form E
Lieferumfang: Mit eingebauter Spann- und Anschlagschraube

Application: For clamping tools with parallel shank DIN 1835 form E
Scope of supply: Weldon end mill adaptor incl. locking screw and adjusting screw

Application: Pour montage d'outils à queue cylindrique DIN 1835 forme E
Livraison: Mandrin à pinces Weldon compris vis de serrage et vis de réglage

Size Grandeur **Größe**	[mm] **d**	[mm] **d1**	[mm] **d2**	[mm] **d5**	[mm] **x1**	Order no. N° de Code **Bestellnummer**
WFB20-12	6	30	12	17	27	WFB.206.127T
WFB20-12	6	29	12	17	27	WFB.206.127K
WFB20-12	6	30	12	25	42,5	WFB.206.143T
WFB20-12	8	29	12	21	27	WFB.208.127K
WFB20-12	8	30	12	21	27	WFB.208.127T
WFB20-12	8	30	12	25	42,5	WFB.208.143T
WFB20-12	8	29	12	25	42,5	WFB.208.143K
WFB20-12	10	29	12	24	37	WFB.210.137K
WFB20-12	10	30	12	24	37	WFB.210.137T
WFB20-12	10	30	12	25	42,5	WFB.210.143T
WFB24-16	6	40	16	11	14	WFB.246.114T
WFB24-16	6	40	16	17	27	WFB.246.127T
WFB24-16	8	40	16	21	27	WFB.248.127T
WFB24-16	10	40	16	17	15	WFB.241.115T

WFB - WN
für Zylinderschäfte DIN 1835 E

WFB - Whistle Notch for parallel shanks
WFB - Whistle Notch pour queues cylindriques

WG 35

W&F Werkzeugtechnik

Size Grandeur **Größe**	[mm] **d**	[mm] **d1**	[mm] **d2**	[mm] **d5**	[mm] **x1**	Order no. N° de Code **Bestellnummer**
WFB24-16	10	40	16	24	25	WFB.241.125T
WFB24-16	12	40	16	27	30	WFB.241.330T
WFB32-20	4	50	20	14	28	WFB.304.128
WFB32-20	6	50	20	-	11	WFB.306.111
WFB32-20	6	50	20	17	28	WFB.306.128T
WFB32-20	6	50	20	17	40	WFB.306.140
WFB32-20	6	50	20	17	60	WFB.306.160
WFB32-20	8	50	20	-	11	WFB.308.111
WFB32-20	8	50	20	21	40	WFB.308.140
WFB32-20	8	50	20	21	60	WFB.308.160
WFB32-20	8	50	20	21	28	WFB.308.128T
WFB32-20	10	50	20	-	11	WFB.310.111
WFB32-20	10	50	20	24	25	WFB.310.125T
WFB32-20	10	50	20	24	35	WFB.310.135
WFB32-20	10	50	20	24	60	WFB.310.160
WFB32-20	12	50	20	27	14	WFB.312.114T
WFB32-20	12	50	20	-	15	WFB.312.115
WFB32-20	12	50	20	27	35	WFB.312.135
WFB32-20	12	50	20	27	60	WFB.312.160
WFB32-20	14	50	20	50	31	WFB.314.131
WFB32-20	14	50	20	29	60	WFB.314.160
WFB32-20	16	50	20	50	44	WFB.316.144
WFB32-20	16	50	20	35	60	WFB.316.160
WFB32-20	18	50	20	50	44	WFB.318.144
WFB32-20	18	50	20	35	60	WFB.318.160
WFB32-20	20	50	20	50	47	WFB.320.147
WFB32-20	20	50	20	39	60	WFB.320.160
WFB32-20	25	50	20	47	60	WFB.325.160

Werkzeugtechnik

WFB - Schrumpffutter

WFB - Shrink fit chucks
WFB - Mandrins de frettage

WG 35

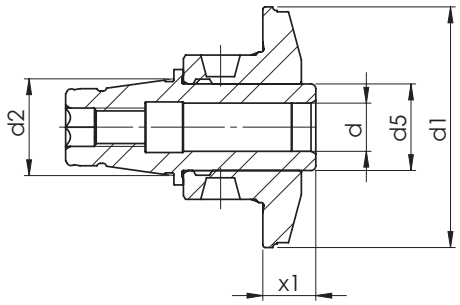



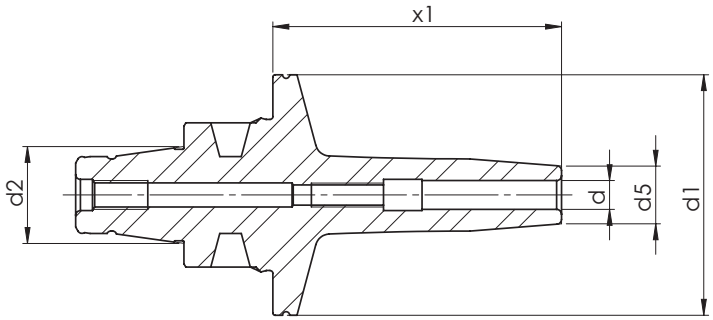



Size Grandeur **Größe**	[mm] **d**	[mm] **d1**	[mm] **d2**	[mm] **d5**	[mm] **x1**	Order no. N° de Code **Bestellnummer**
WFB20-12	3	30	12	10	37	WFB.203.037.SFR
WFB20-12	3	30	12	10	51	WFB.203.051.SFR
WFB20-12	3	30	12	9	17	WFB.S20.003.017.SF*
WFB20-12	3	29	12	9	17	WFB.S20.003.017.SFK*
WFB20-12	4	30	12	13	35	WFB.204.035.SFR
WFB20-12	4	30	12	12	50	WFB.204.050.SFR
WFB20-12	4	30	12	9	17	WFB.S20.004.017.SF*
WFB20-12	4	29	12	9	17	WFB.S20.004.017.SFK*
WFB20-12	6	30	12	13	32	WFB.206.032.SFR
WFB20-12	6	30	12	15	47	WFB.206.047.SFR
WFB20-12	6	30	12	14	17	WFB.S20.006.017.SF*
WFB20-12	6	30	12	14	27	WFB.S20.006.027.SF*
WFB20-12	6	29	12	14	27	WFB.S20.006.027.SFK*
WFB20-12	8	30	12	15	30	WFB.208.030.SFR
WFB20-12	8	30	12	17	45	WFB.208.045.SFR

*** = Zweigeteilte Ausführung / Two split construction / Deux divisé construction**

WFB - Schrumpffutter

WFB - Shrink fit chucks
WFB - Mandrins de frettage

WG 35

W&F Werkzeugtechnik

Size Grandeur **Größe**	[mm] **d**	[mm] **d1**	[mm] **d2**	[mm] **d5**	[mm] **x1**	Order no. N° de Code **Bestellnummer**
WFB20-12	8	30	12	14	20	WFB.S20.008.020.SF*
WFB20-12	8	30	12	14	27	WFB.S20.008.027.SF*
WFB20-12	8	29	12	14	27	WFB.S20.008.027.SFK*
WFB20-12	10	30	12	16	27	WFB.S20.010.027.SF*
WFB20-12	12	30	12	18	35	WFB.2H0.D12.SFR
WFB24-16	3	40	16	13	34	WFB.243.034.SFR
WFB24-16	4	40	16	13	34	WFB.244.034.SFR
WFB24-16	6	40	16	13	30	WFB.246.030.SFR
WFB24-16	8	40	16	14	30	WFB.248.030.SFR
WFB24-16	10	40	16	17	30	WFB.241.030.SFR
WFB32-20	3	50	20	13	37	WFB.303.037SFR
WFB32-20	3	50	20	10	60	WFB.303.060SFR
WFB32-20	3	50	20	-	11	WFB.S32.003.011.SF*
WFB32-20	3	50	20	13	37	WFB.S32.003.037.SF*
WFB32-20	4	50	20	13	35	WFB.304.035.SFR
WFB32-20	4	50	20	12	60	WFB.304.060SFR
WFB32-20	4	50	20	-	11	WFB.S32.004.011.SF*
WFB32-20	5	50	20	13	60	WFB.305.060SFR
WFB32-20	5	50	20	-	11	WFB.S32.005.011.SF*
WFB32-20	6	50	20	13	32	WFB.306.032.SFR
WFB32-20	6	50	20	15	60	WFB.306.060SFR
WFB32-20	6	50	20	-	11	WFB.S32.006.011.SF*
WFB32-20	6	50	20	13	32	WFB.S32.006.032.SF*
WFB32-20	8	50	20	15	30	WFB.308.030.SFR
WFB32-20	8	50	20	17	60	WFB.308.060SFR
WFB32-20	8	50	20	-	11	WFB.S32.008.011.SF*
WFB32-20	8	50	20	15	30	WFB.S32.008.030.SF*
WFB32-20	10	50	20	22	60	WFB.310.060SFR
WFB32-20	10	50	20	18	11	WFB.S32.010.011.SF*
WFB32-20	10	50	20	18	25	WFB.S32.010.025.SF*
WFB32-20	12	50	20	26	60	WFB.312.030.SFR
WFB32-20	12	50	20	25	60	WFB.312.060SFR
WFB32-20	12	50	20	18	11	WFB.S32.012.011.SF*
WFB32-20	12	50	20	18	11	WFB.S32.012.011.SF.*
WFB32-20	12	50	20	18	30	WFB.S32.012.030.SF*
WFB32-20	14	50	20	30	60	WFB.314.060.SFR
WFB32-20	14	50	20	27	25	WFB.S32.014.025.SF*
WFB32-20	16	50	20	30	60	WFB.316.060SFR
WFB32-20	16	50	20	27	25	WFB.S32.016.025.SF*
WFB32-20	16	50	20	27	32	WFB.S32.016.032.SF*

*** = Zweigeteilte Ausführung / Two split construction / Deux divisé construction**

Werkzeugtechnik

Bedienungsanleitung für zweigeteilte Schrumpffutter System WFB

Operation instructions for two split shrink fit chucks system WFB
Mode d'emploi pour deux divisé mandrins de frettage système WFB

WG 35

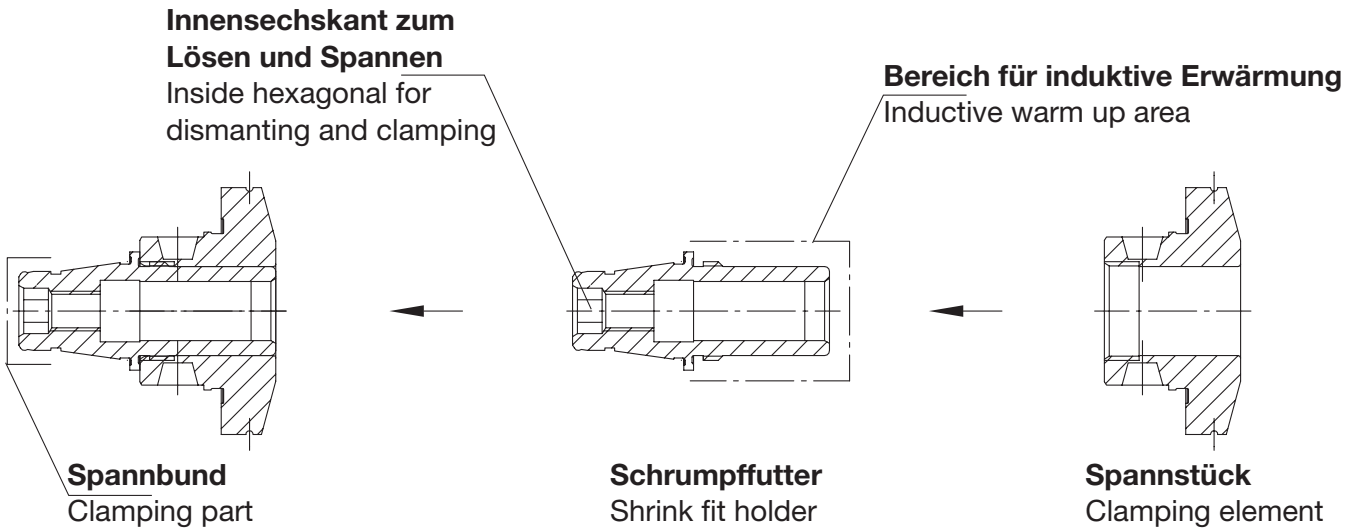

Funktionsweise:
Mode of operation:

1. WFB Schrumpfadapter demontieren. Zum Lösen und Spannen darf nur der im Schrumpffutter eingebrachte Sechskant genutzt werden.
WFB shrink fit chucks disassemble. Please use the inside hexagonal for dismantling and clamping.

2. Schrumpfadapter am Spannbund in Grundaufnahme (Spannzangenfutter) aufnehmen.
Put the shrink adapter with clamping sight in the collet chuck from the machine.

3. Induktiv erwärmen und Schneidwerkzeug einschrumpfen.
Inductive heat up and shrinking cutting tools.

4. Schrumpffutter abkühlen lassen.
Let cool down the shrink adapter.

5. Spannstück und Schrumpffutter zusammen montieren.
Clamping element and shrink fit holder must be mounting together.

Wichtiger Hinweis:
Important information:

WFB Schrumpffutter in kurzer Ausführung bestehen aus dem eigentlichen Schrumpffutter und dem Spannstück. Beide Teile werden in zusammengebauten Zustand ausgeliefert und sind mit der gleichen Kennung beschriftet. Achtung! Nur Teile mit gleicher Kennung dürfen als Adapter montiert werden.
WFB shrink fit holder in short construction consists of shrink fit holder and clamping element. Both element will be delivered in assembled condition and they are marked with the same identification. Attention! Only parts with the same identification may be assembled as adapter.

WFB - Sägeblattaufnahmen

WFB - Tool holders for saw blade
WFB - Mandrins pour lame de scie

WG 35

Werkzeugtechnik

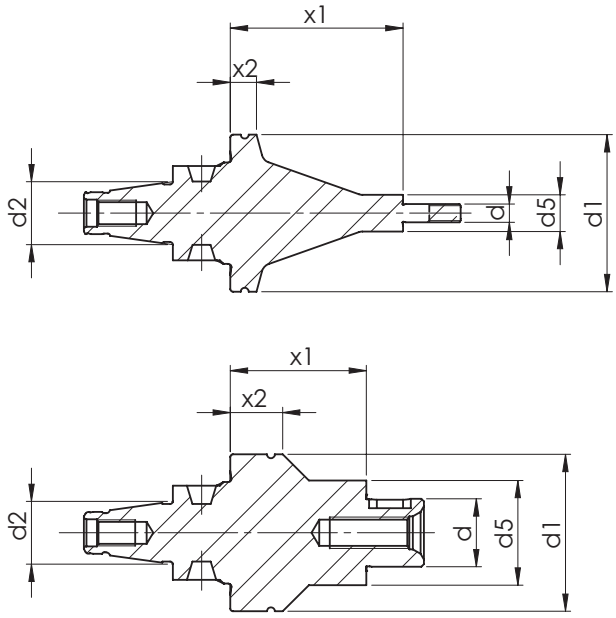



Lieferumfang:
Bei Ø 3,5 mm inkl. 1 St. M3,5x0,6-Mutter,
je 1 St. Fräsdornring 3,5x6,5x1 - 3,5x6,5x2 mm.

Bei Ø 5 mm inkl. 1 St. M5-Mutter,
1 St. Fräsdornring 5x9x1 mm, 2 St. Fräsdornringe 5x9x2 mm.

Bei Ø 8 mm inkl. 1 St. M8x1-Mutter, 1 St. Passfeder 2x2x6 mm,
je 1 St. Fräsdornring 8x14x1 - 8x14x3 - 8x14x4 mm.

Bei Ø 10 mm inkl. 1 St. M10x1-Mutter, 1 St. Passfeder 3x3x7 mm,
je 1 St. Fräsdornring 10x16x0,5 - 10x16x1 - 10x16x3 - 10x16x5 mm.

Bei Ø 13 mm inkl. 1 St. Fräseranzugsschraube, 1 St. Passfeder 4x4x8 mm,
je 1 St. Fräsdornring 13x21x0,5 - 13x22x1 - 13x22x3 - 13x22x5 mm.

Bei Ø 16 mm inkl. 1 St. Fräseranzugsschraube, 1 St. Passfeder 4x4x10 mm,
je 1 St. Fräsdornring 16x25x1 - 16x27x2 - 16x27x3 - 16x27x10 mm.

Bei Ø 22 mm inkl. 1 St. Fräseranzugsschraube, 1 St. Passfeder 6x6x14 mm,
je 1 St. Fräsdornring 22x33x1 - 22x34x2 - 22x34x6 - 22x34x10 mm.

Size Grandeur **Größe**	[mm] **d**	[mm] **d1**	[mm] **d2**	[mm] **d5**	[mm] **x1**	[mm] **x2**	Order no. N° de Code **Bestellnummer**
WFB20-12	3,5	30	12	7	33	5	WFB.035A.2033
WFB20-12	5	30	12	10	33	5	WFB.05A.2033
WFB20-12	8	30	12	15	26	10	WFB.08A.2026
WFB20-12	10	30	12	17	26	10	WFB.10A.2026
WFB20-12	13	30	12	20	26	10	WFB.13A.2026
WFB20-12	16	30	12	24	26	10	WFB.16A.2026
WFB32-20	22	30	20	34	26	10	WFB.22A.2026

Werkzeugtechnik

WFB - Spannzangenfutter 8° Typ ER

WFB - Collet chucks 8° type ER
WFB - Mandrins porte-pinces 8° type ER

WG 35

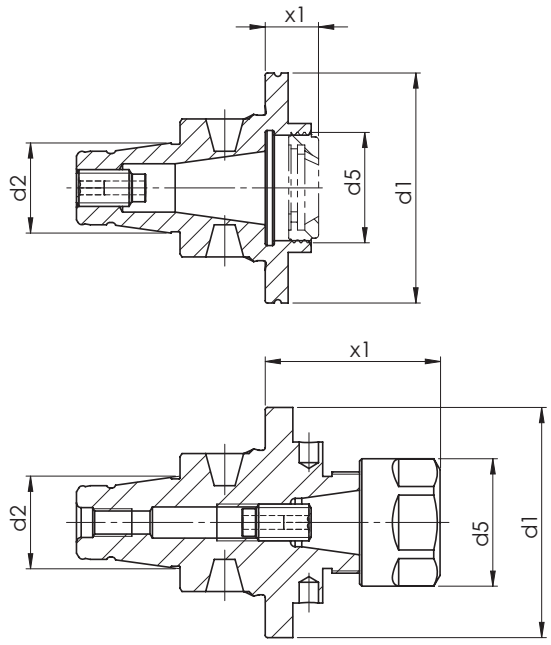



Verwendung: Zur Aufnahme von Werkzeugen mit Zylinderschaft in Spannzangen DIN 6499.
Lieferumfang: Fräserspannfutter mit Spannmutter und Anschlagschraube.
Spannzangen: Siehe Seite 11.35

Application: To hold tools with parallel shank in collets DIN 6499
Scope of supply: Collet chucks with collet nut and adjusting screw.
Collets: See page 11.35

Application: Pour montage d'outils à queue cylindrique en pinces DIN 6499.
Livraison: Mandrins à pinces, ecrous de serrage, vis de règlage. **Pinces:** Voir page 11.35

Size Grandeur **Größe**	**Type** Type **Typ**	[mm] **d1**	[mm] **d2**	[mm] **d5**	[mm] **x1**	Order no. N° de Code **Bestellnummer**
WFB20-12	ER8 M	30	12	12	25	WFB.208.025MINI
WFB20-12	ER8 M	30	12	12	57	WFB.208.057MINI
WFB20-12	ER11	30	12	16	25	WFB.211.025MINI
WFB20-12	ER11 A	29	12	18	10	WFB.211.A10K
WFB20-12	ER11 A	30	12	18	10	WFB.211.A10T
WFB20-12	ER11	29	12	19	25	WFB.211.025K
WFB20-12	ER11	30	12	19	25	WFB.211.025T
WFB20-12	ER11	30	12	19	45	WFB.211.045T
WFB20-12	ER16 M	30	12	22	28	WFB.216.028MINI
WFB20-12	ER16	29	12	28	28	WFB.216.028K
WFB20-12	ER16	30	12	28	28	WFB.216.028T
WFB20-12	ER16	30	12	28	43	WFB.216.043T
WFB20-12	ER20 M	30	12	28	36	WFB.220.036MINI
WFB20-12	ER20 M	30	12	28	41	WFB.220.041MINI

A* = Innenliegende Spannmutter / Internal collet nut / Ecrous de serrage du dedans
M* = Mini Spannmutter / Mini-collet nut / Mini-ecrous de serrage

WFB - Spannzangenfutter 8° Typ ER

WFB - Collet chucks 8° type ER
WFB - Mandrins porte-pinces 8° type ER

WG 35

Werkzeugtechnik

Size Grandeur **Größe**	**Type** Type **Typ**	[mm] **d1**	[mm] **d2**	[mm] **d5**	[mm] **x1**	Order no. N° de Code **Bestellnummer**
WFB20-12	ER20 M	30	12	28	46	WFB.220.046MINI
WFB20-12	ER20 M	30	12	28	56	WFB.220.056MINI
WFB20-12	ER20	29	12	34	36	WFB.220.036K
WFB20-12	ER25 M	30	12	35	43	WFB.225.043MINI
WFB20-12	ER25	30	12	42	43	WFB.225.043
WFB24-16	ER11 M	40	16	16	42	WFB.211.042MINI
WFB24-16	ER11	40	16	19	6	WFB.211.006
WFB24-16	ER11	40	16	19	21	WFB.211.021
WFB24-16	ER16 A	40	16	24	16	WFB.216.A16
WFB24-16	ER16	40	16	28	30	WFB.216.030
WFB24-16	ER20 A	40	16	28	30	WFB.220.A30
WFB32-20	ER11 M	50	20	16	67	WFB.311.067MINI
WFB32-20	ER11	50	20	19	24	WFB.311.025T
WFB32-20	ER16 A	50	20	24	10	WFB.316.A10T
WFB32-20	ER16 A	50	20	24	16	WFB.316.A16
WFB32-20	ER16	50	20	28	36	WFB.316.038
WFB32-20	ER16	50	20	28	160	WFB.316.160
WFB32-20	ER20 A	50	20	28	16	WFB.320.A16
WFB32-20	ER25 A	50	20	32	36	WFB.325.A36
WFB32-20	ER25	50	20	42	28	WFB.325.028
WFB32-20	ER25	50	20	42	40	WFB.325.040
WFB32-20	ER32	50	20	50	42	WFB.332.042

A* = Innenliegende Spannmutter / Internal collet nut / Ecrous de serrage du dedans
M* = Mini Spannmutter / Mini-collet nut / Mini-ecrous de serrage

Werkzeugtechnik

WFB - Softsynchro® mit IKZ

WFB - Softsynchro® with internal cooling system
WFB - Softsynchro® avec arrosage central

WG 35

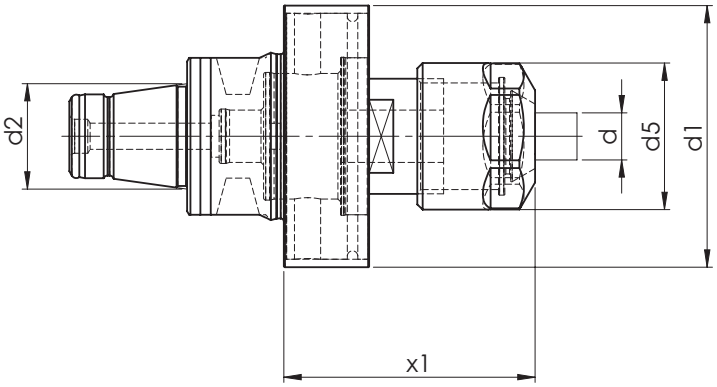



Gewindebohrer DIN374 / DIN376	Gewindebohrer DIN371	Schaft Ø D (mm)	Einstecktiefe E (mm)	Zangen-type
M6	M4	4,5	29	ER-GB
M8	M4,5 - M6	6	31	ER-GB
M10	M7	7	31	ER-GB
–	M8	8	36	ER-GB
M12	–	9	48	ER
–	M10	10	43	ER

Technische Details
Technical specifications

Spannbereich: Ø 4,5 - 10,0 mm für Gewindebohrer M4 - M12.
Range of clamping: Ø 4,5 - 10,0 mm for screw tap M4 - M12.

Längenausgleich auf Druck/Zug: 0,5 mm.
Length compensation on pressure and tension.

Kühlmitteldruck: max. 70 Bar.
Coolant pressure: max. 70 bar.

Kühlmittelzufuhr durch das Zentrum.
Coolant supply through the middle.

Size Grandeur **Größe**	**Type** Type **Typ**	[mm] **d1**	[mm] **d2**	[mm] **d5**	[mm] **x1**	Order no. N° de Code **Bestellnummer**
WFB20-12	ER11	30	12	16	32,5	WFB.G20.M8
WFB24-16	ER11	40	16	16	30,5	WFB.G24.M8
WFB32-20	ER16	50	20	28	48	WFB.G32.M12
WFB32-20	ER32	50	20	34	48	WFB.G32.M20

WFB - Hydro-Dehnspannfutter

WFB - Hydraulic expansion chuck
WFB - Mandrin hydraulique

WG 35

Werkzeugtechnik

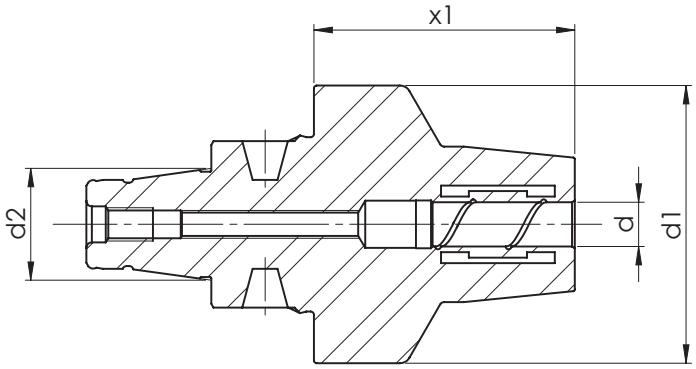



Size Grandeur **Größe**	[mm] **d**	[mm] **d1**	[mm] **d2**	[mm] **x1**	Order no. N° de Code **Bestellnummer**
WFB20-12	6	30	12	39	WFB.206.039HDST
WFB20-12	8	30	12	39	WFB.208.039HDST
WFB20-12	10	30	12	39	WFB.210.039HDST
WFB32-20	6	50	20	24	WFB.306.024HDST
WFB32-20	8	50	20	24	WFB.308.024HDST
WFB32-20	10	50	20	29	WFB.310.029HDST
WFB32-20	12	50	20	34	WFB.312.034HDST
WFB32-20	14	50	20	34	WFB.314.034.HDST
WFB32-20	16	50	20	42	WFB.316.042.HDST

Werkzeugtechnik

WFB-Drehhalter W-T mit IKZ

WFB - Turning tool holder W-T with internal cooling system
WFB - Rotatif porte-outil W-T avec arrosage central

WG 35

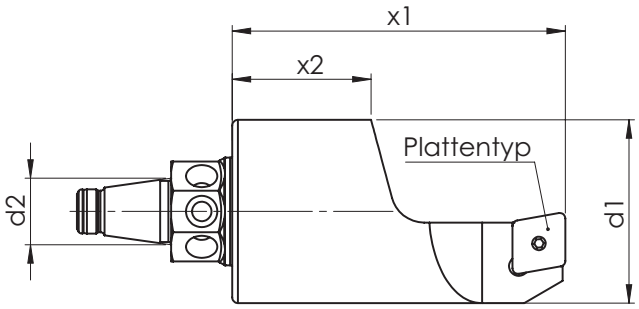



Type Type **Typ**	**Form**
C09	
D11	
V11	

Size Grandeur **Größe**	**Type** Type **Typ**	[mm] **d1**	[mm] **d2**	[mm] **x1**	[mm] **x2**	Order no. N° de Code **Bestellnummer**
WFB20-12	C09	33	12	60	25	WFB.2DH.C09/L
WFB20-12	C09	33	12	60	25	WFB.2DH.C09/R
WFB20-12	D11	33	12	60	25	WFB.2DH.D11/L
WFB20-12	D11	33	12	60	25	WFB.2DH.D11/R
WFB20-12	V11	33	12	60	25	WFB.2DH.V11/L
WFB20-12	V11	33	12	35	10	WFB.2DH.V11.R.X=35
WFB20-12	V11	33	12	60	25	WFB.2DH.V11/R
WFB32-20	C09	50	20	80	25	WFB.3DH.C09/R
WFB32-20	D11	50	20	80	25	WFB.3DH.D11/R
WFB32-20	V11	50	20	80	25	WFB.3DH.V11/R

Lieferung erfolgt ohne Schneidwerkzeuge
Delivery without cutting tools / Livraison sans outils de coupe

WFB-Klemmhalter W-T HORN Mini mit IKZ

WFB - Toolholder W-T HORN Mini with internal cooling system
WFB - Porte-outil W-T HORN Mini avec arrosage central

WG 35

Werkzeugtechnik

Kühlmitteldüse verstellbar
Coolant nozzle adjustable

Schneideplatte B114 links

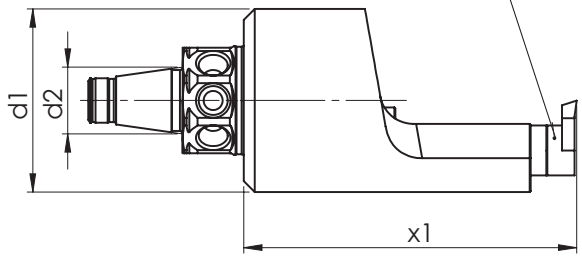



Size Grandeur **Größe**	**Type** Type **Typ**	[mm] **d1**	[mm] **d2**	[mm] **x1**	Order no. N° de Code **Bestellnummer**
WFB20-12	114	33	12	60	WFB.2H0.114
WFB32-20	114	50	20	80	WFB.3H0.114

Lieferung erfolgt ohne Schneidwerkzeuge
Delivery without cutting tools / Livraison sans outils de coupe

Werkzeugtechnik

WFB-Klemmhalter W-T HORN Supermini® mit IKZ

WFB - Toolholder W-T HORN Supermini® with internal cooling system
WFB - Porte-outil W-T HORN Supermini® avec arrosage central

WG 35

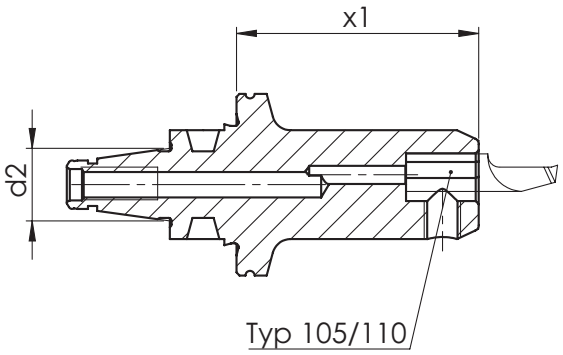



Size Grandeur **Größe**	**Type** Type **Typ**	[mm] **d1**	[mm] **d2**	[mm] **x1**	Order no. N° de Code **Bestellnummer**
WFB20-12	105	18	12	40	WFB.2H0.105
WFB20-12	105	18	12	55	WFB.2H0.105.055
WFB20-12	110	20	12	40	WFB.2H0.110
WFB32-20	105	50	20	40	WFB.3H0.105
WFB32-20	105	50	20	55	WFB.3H0.105.055
WFB32-20	110	50	20	40	WFB.3H0.110

Lieferung erfolgt ohne Schneidwerkzeuge
Delivery without cutting tools / Livraison sans outils de coupe

WFB - HORN Fräserschaft mit IKZ

WFB - HORN milling shank with internal cooling
WFB - HORN arbre de coupe avec arrosage central

WG 35

Werkzeugtechnik

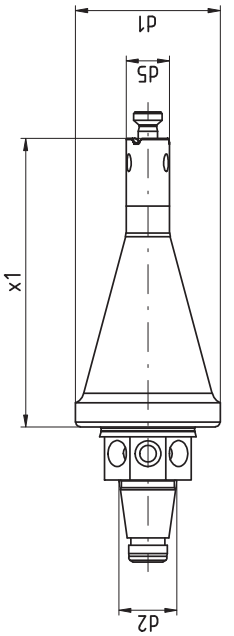



Size Grandeur **Größe**	**Type** Type **Typ**	[mm] **d1**	[mm] **d2**	[mm] **d5**	[mm] **x1**	Order no. N° de Code **Bestellnummer**
WFB20-12	311/611	30	12	9	60	WFB.2HO.M311.060
WFB20-12	313/613	30	12	13,3	60	WFB.2HO.M313.060

Werkzeugtechnik

WFB-Bohrstangenhalter

WFB - Boring bar holder
WFB - Porte-outil pour barres d'alésage

WG 35

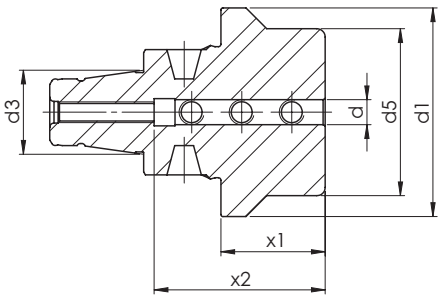

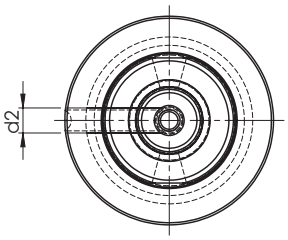



Size Grandeur **Größe**	[mm] **d**	[mm] **d1**	[mm] **d2**	[mm] **d3**	[mm] **d5**	[mm] **x1**	[mm] **x2**	Order no. Nº de Code **Bestellnummer**
WFB20-12	3	30	M3	12	18	40	15	WFB.2E0.003
WFB20-12	4	30	M4	12	18	40	15	WFB.2E0.004
WFB20-12	5	30	M5	12	18	40	41	WFB.2E0.005
WFB20-12	6	30	M6	12	18	40	41	WFB.2E0.006
WFB20-12	8	30	M6	12	22	40	41	WFB.2E0.008
WFB20-12	10	30	M6	12	22	40	41	WFB.2E0.010
WFB20-12	12	30	M8	12	30	40	35	WFB.2E0.012
WFB20-12	16	30	M8	12	30	40	35	WFB.2E0.016
WFB20-12	20	30	M8	12	33	40	35	WFB.2E0.020
WFB20-12	1/4"	30	M6	12	18	40	30	WFB.2E0.1/4
WFB20-12	1/8"	30	M3	12	18	40	25	WFB.2E0.1/8
WFB20-12	3/16"	30	M4	12	18	40	25	WFB.2E0.3/16
WFB20-12	3/4"	30	M8	12	33	40	35	WFB.2E0.019
WFB32-20	6	50	M6	20	40	25	41	WFB.3E2.006
WFB32-20	8	50	M6	20	40	25	41	WFB.3E2.008
WFB32-20	10	50	M6	20	40	25	41	WFB.3E2.010
WFB32-20	12	50	M8x1	20	40	25	41	WFB.3E2.012
WFB32-20	16	50	M8x1	20	40	25	41	WFB.3E2.016
WFB32-20	20	50	M8x1	20	50	40	41	WFB.3E2.020
WFB32-20	25	50	M8x1	20	50	55	51	WFB.3E2.025

WFB - Aufsteckfräserdorne mit IKZ

WFB - Milling machine arbors with internal cooling system
WFB - Mandrins porte-fraises avec arrosage central

WG 35

Werkzeugtechnik

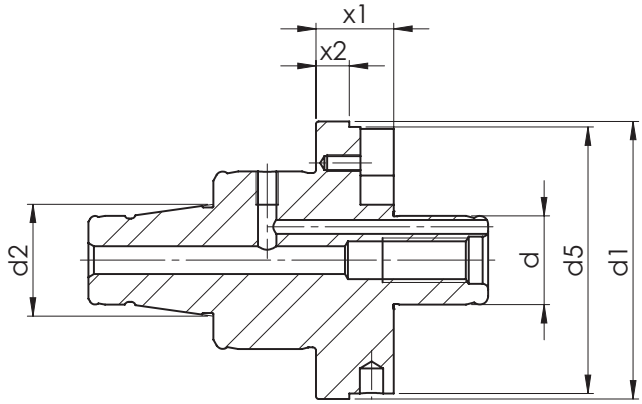



Verwendung: Zur Aufnahme von Fräsern mit Quernut
Lieferumfang: Mit eingebauten Mitnehmersteinen und Fräseranzugschraube

Application: For cutters with key drive
Scope of supply: With driver and cruciform screw

Application: Pour le montage de fraises avec rainures transversales
Livraison: Avec entrainement par tenons et vis de serrage

Size Grandeur **Größe**	[mm] **d**	[mm] **d1**	[mm] **d2**	Smm] **d5**	[mm] **x1**	mm] **x2**	Order no. N° de Code **Bestellnummer**
WFB24-16	16	40	16	30	14	5	WFB.16A.2414
WFB32-20	13	50	20	20	14	6	WFB.13A.3214
WFB32-20	16	50	20	40	14	6	WFB.16A.3214
WFB32-20	22	50	20	48	9	6	WFB.22A.3209T
WFB32-20	22	50	20	48	14	6	WFB.22A.3214
WFB32-20	27	50	20	55	14	6	WFB.27A.3214

Werkzeugtechnik

WFB - Verschlussstopfen

WFB - Closing plug
WFB - Bouchon d'étanchéité

WG 35

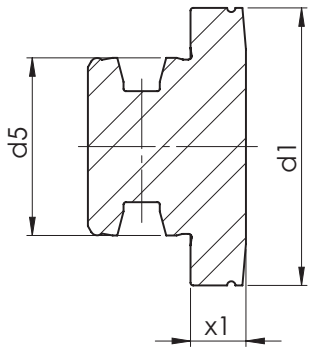



Size Grandeur **Größe**	[mm] **d1**	[mm] **d2**	[mm] **x1**	Order no. N° de Code **Bestellnummer**
WFB20-12	29	20	10	WFB.212.000K
WFB20-12	30	20	10	WFB.212.000
WFB24-16	40	24	10	WFB.241.200
WFB32-20	50	32	10	WFB.320.000

WFB - Reduzierungen / Verlängerungen

WFB - Reductions / Extensions
WFB - Réductions / Prolongations

WG 35

Werkzeugtechnik

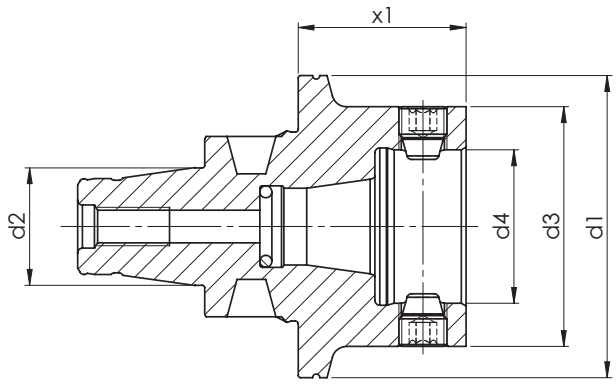



Size Grandeur **Größe**	[mm] **d1**	[mm] **d2**	[mm] **d3**	[mm] **d4**	[mm] **x1**	Order no. N° de Code **Bestellnummer**
WFB20-12	30	12	30	12	20	WFB.V20.020
WFB20-12	30	12	30	12	33,5	WFB.V20.033,5
WFB24-16	40	16	30	12	10	WFB.R24.B20
WFB32-20	50	20	30	12	15	WFB.R32.B20
WFB32-20	50	20	40	16	15	WFB.R32.B24
WFB32-20	63	25	40	25	30	WFB.R32.R40

Werkzeugtechnik

WFB - Kontrolldorne

WFB - Test arbors
WFB - Mandrins de contrôle

WG 35

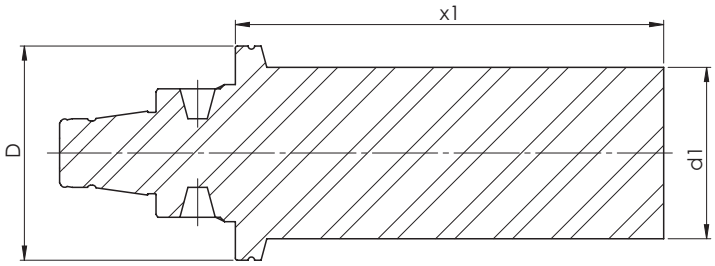



Verwendung: Zur Abnahme von Werkzeugmaschinen gemäß ISO-Empfehlung R230 oder zur Überprüfung der Werkzeugspindel

Application: For machine tools according to ISO recommendations R230 or for testing the tool spindle

Application: Pour la recette technique des machines conforme recommandation ISO R230

Size Grandeur **Größe**	[mm] **D**	[mm] **d1**	[mm] **x1**	Order no. N° de Code **Bestellnummer**
WFB20-12	30	16	60	WFB.KD1.060
WFB20-12	29	16	60	WFB.KD1.060K
WFB24-16	40	25	80	WFB.KD2.080
WFB32-20	50	40	100	WFB.KD3.100

WFB - Bohrstangen-Rohlinge

WFB - Boring bar-blanks
WFB - Barres à l'etat brut

WG 35

Werkzeugtechnik

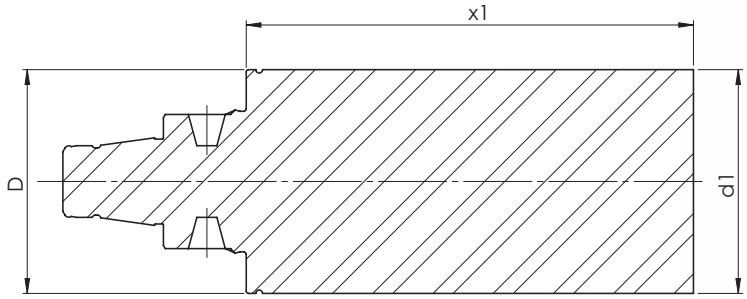



Size Grandeur **Größe**	[mm] **d**	[mm] **d1**	[mm] **x1**	Order no. Nº de Code **Bestellnummer**
WFB20-12	30	33	60	WFB.R20.060
WFB20-12	30	33	60	WFB.R20.X6S*
WFB24-16	40	45	80	WFB.R24.045.080.SX*
WFB32-20	50	22	60	WFB.R32.022.060.SX*
WFB32-20	50	50	100	WFB.R32.050.100.SX*

*** Material: 31CrMoV9**

Werkzeugtechnik

WG 35

Spannzangen-Sätze mit Holzsockel System ER / ESX

Collets System ER / ESX in wooden board
Pinces de serrage Systéme ER / ESX en socle de bois

WG 35

Werkzeugtechnik

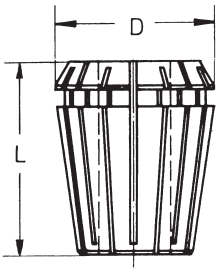

	D	L
426 E	17	27
428 E	21	31,5
430 E	26	34
470 E	33	40
472 E	41	46

ER 40 (3-26) 472 E
23 Spannzangen
4-26 mm Ø, 1 mm gestuft

Art. Nr. 12.326.OHS

Art. Nr. 12.326.OHS.EP

zusätzlich (wie Abbildung)
gegen Mehrpreis
1 Spannzange mit 3 mm Ø

Art. Nr. 12.326.030

Art. Nr. 12.326.030EP

ER 32 (2-20) 470 E
18 Spannzangen
3-20 mm Ø, 1 mm gestuft

Art. Nr. 12.220.OHS

Art. Nr. 12.220.OHS.EP



ER 25 (2-16) 430 E
15 Spannzangen
2-16 mm Ø, 1 mm gestuft

Art. Nr. 12.116.OHS

Art. Nr. 12.116.OHS.EP

zusätzlich (wie Abbildung)
gegen Mehrpreis
1 Spannzange mit 1 mm Ø

Art. Nr. 12.116.010

Art. Nr. 12.116.010EP

ER 20 (2-13) 428 E
12 Spannzangen
2-13 mm Ø, 1 mm gestuft

Art. Nr. 12.113.OHS

Art. Nr. 12.113.OHS.EP

ER 16 (1-10) 426 E
10 Spannzangen
1-10 mm Ø, 1 mm gestuft

Art. Nr. 12.110.OHS

Art. Nr. 12.110.OHS.EP

Werkzeugtechnik

Spannzangen System ER / ESX
ER11 / ER16 / ER20

Collets System ER / ESX
Pinces de serrage Systéme ER / ESX

WG 11

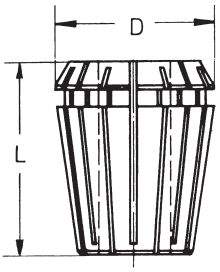

	D	L
424 E	11,5	18
426 E	17	27
428 E	21	31,5

Ø	Order no Nº de Cde. Bestellnummer
ER 11 (1 – 8) 424 E	
1,0	12.107.010
1,5	12.107.015
2,0	12.107.020
2,5	12.107.025
3,0	12.107.030
3,5	12.107.035
4,0	12.107.040
4,5	12.107.045
5,0	12.107.050
5,5	12.107.055
6,0	12.107.060
6,5	12.107.065
7,0	12.107.070
8,0	12.107.080*

Ø	Order no Nº de Cde. Bestellnummer
ER 16 (1 – 12) 426 E	
1,0	12.110.010
1,5	12.110.015
2,0	12.110.020
2,5	12.110.025
3,0	12.110.030
3,5	12.110.035
4,0	12.110.040
4,5	12.110.045
5,0	12.110.050
5,5	12.110.055
6,0	12.110.060
6,5	12.110.065
7,0	12.110.070
7,5	12.110.075
8,0	12.110.080
8,5	12.110.085
9,0	12.110.090
9,5	12.110.095
10,0	12.110.100
10,5	12.110.105*
11,0	12.110.110*
11,5	12.110.115*
12,0	12.110.120*

Ø	Order no Nº de Cde. Bestellnummer
ER 20 (1,0 – 15) 428 E	
1,0	12.113.010*
2,0	12.113.020
3,0	12.113.030
4,0	12.113.040
5,0	12.113.050
6,0	12.113.060
7,0	12.113.070
8,0	12.113.080
9,0	12.113.090
10,0	12.113.100
11,0	12.113.110
12,0	12.113.120
13,0	12.113.130
13,5	12.113.135*
14,0	12.113.140*
14,5	12.113.145*
15,0	12.113.150*

***Sondergröße**
Special size
Grandeur speciale

Spannzangen System ER / ESX
ER25 / ER32 / ER40

Collets System ER / ESX
Pinces de serrage Systéme ER / ESX

WG 11

Werkzeugtechnik

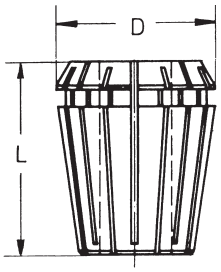

	D	L
430 E	26	34
470 E	33	40
472 E	41	46

Ø	Order no Nº de Cde. Bestellnummer
ER 25 (1 – 20) 430 E	
1,0	12.116.010*
2,0	12.116.020
3,0	12.116.030
4,0	12.116.040
5,0	12.116.050
6,0	12.116.060
7,0	12.116.070
8,0	12.116.080
9,0	12.116.090
10,0	12.116.100
11,0	12.116.110
12,0	12.116.120
13,0	12.116.130
14,0	12.116.140
15,0	12.116.150
16,0	12.116.160
16,5	12.116.165*
17,0	12.116.170*
17,5	12.116.175*
18,0	12.116.180*
18,5	12.116.185*
19,0	12.116.190*
19,5	12.116.195*
20,0	12.116.200*

Ø	Order no Nº de Cde. Bestellnummer
ER 32 (2 – 22) 470 E	
2,0	12.220.020*
3,0	12.220.030
4,0	12.220.040
5,0	12.220.050
6,0	12.220.060
7,0	12.220.070
8,0	12.220.080
9,0	12.220.090
10,0	12.220.100
11,0	12.220.110
12,0	12.220.120
13,0	12.220.130
14,0	12.220.140
15,0	12.220.150
16,0	12.220.160
17,0	12.220.170
18,0	12.220.180
19,0	12.220.190
20,0	12.220.200
21,0	12.220.210*
22,0	12.220.220*

Ø	Order no Nº de Cde. Bestellnummer
ER 40 (3 – 30) 472 E	
3,0	12.326.030*
4,0	12.326.040
5,0	12.326.050
6,0	12.326.060
7,0	12.326.070
8,0	12.326.080
9,0	12.326.090
10,0	12.326.100
11,0	12.326.110
12,0	12.326.120
13,0	12.326.130
14,0	12.326.140
15,0	12.326.150
16,0	12.326.160
17,0	12.326.170
18,0	12.326.180
19,0	12.326.190
20,0	12.326.200
21,0	12.326.210
22,0	12.326.220
23,0	12.326.230
24,0	12.326.240
25,0	12.326.250
26,0	12.326.260
27,0	12.326.270*
28,0	12.326.280*
29,0	12.326.290*
30,0	12.326.300*

*__Sondergröße__
Special size
Grandeur speciale

Werkzeugtechnik

WFB - Ersatzteile / Zubehör

WFB - Spare parts / Accessories
WFB - Pièces de rechange / Accessoires

WG 11



WFB - Kegelgewindestifte
Threaded taper pins / Vis coniques filetées

For Size Pour Grandeur **Für Größe**	Order no Nº de Cde. **Bestellnummer**
WFB20-12	WFS.M6x0,75.TORX 15 Plus
WFB20-12	WFS.M6x1.TORX
WFB24-16	WFS.M8x1.TORX
WFB32-20	WFS.M10x1x11



Drehmoment-Schraubendreher auf Anfrage lieferbar!
Torque screwdriver on request available!
Tournevis dynamométrique disponible sur demande!

For Size Pour Grandeur **Für Größe**	Order no Nº de Cde. **Bestellnummer**
WFB20-12	WFB.020.T15.PLUS



Drehmomentset
Torque set

For Size Pour Grandeur **Für Größe**	Order no Nº de Cde. **Bestellnummer**
WFB20-12/24-16	WF.88103001000

Allgemeine Verkaufs- und Lieferbedingungen

General sales terms and delivery conditions
Les conditions de paiement et de livraison

WG 35

Werkzeugtechnik

1. **Angebot, Vertragsabschluß und Vertragsinhalt**
   Allen Vertragsabschlüssen, betreffend Lieferung und Leistungen von uns, liegen die nachfolgenden Bedingungen zugrunde. Sie werden vom Besteller mit Auftragserteilung, spätestens mit der Annahme der ersten Lieferung/Leistung anerkannt und gelten für die gesamte Dauer der Geschäftsbeziehung. Abweichende Einkaufsbedingungen des Bestellers gelten nur mit unserer schriftlichen Zustimmung.
   Der Vertrag kommt erst mit unserer schriftlichen Bestätigung und entsprechend deren Inhalt und durch Lieferung/Leistung zustande. Erfolgt ohne eine Bestätigung unverzüglich Lieferung/Leistung, so gilt die Rechnung gleichzeitig als Auftragsbestätigung.
2. **Bestellwert**
   Bei einem Bestellwert unter € 100,-- kommen keine Rabatte in Anrechnung. Der Mindestbestellwert beträgt € 60,-- netto.
3. **Preis und Zahlung**
   Die Preise gelten mangels besonderer Vereinbarung ab Werk einschl. Verladung im Werk, jedoch ausschließlich Verpackung. Zu den Preisen kommt die Mehrwertsteuer in der jeweiligen gesetzlichen Höhe hinzu.
   Mangels besonderer Vereinbarung ist die Zahlung ohne jeden Abzug frei Zahlstelle des Lieferers innerhalb von 30 Tagen nach Rechnungsdatum (auch bei Teillieferung) zu leisten.
   Die Zurückhaltung von Zahlungen oder die Aufrechnung wegen etwaiger vom Lieferer bestrittener Gegenansprüche des Bestellers sind nicht statthaft.
4. **Eigentumsvorbehalt**
   Die gelieferten Waren bleiben unser Eigentum (Vorbehaltsware) bis zur Erfüllung sämtlicher uns gegen den Besteller aus der Geschäftsverbindung zustehenden Ansprüche.
   Die Verarbeitung der Vorbehaltsware ist dem Besteller im Rahmen des regelmäßigen Geschäftsbetriebs gestattet. Die Verarbeitung der Ware erfolgt für uns. Wir erwerben in allen Fällen das Eigentum an den neu hergestellten Sachen; eine Verpflichtung entsteht für uns hieraus nicht. Der Besteller hat die in unserem (Mit-)Eigentum stehenden Waren für uns unentgeltlich zu verwahren. Bei Verarbeitung mit Waren an denen wir kein Eigentum besitzen erwerben wir Miteigentum an den neu hergestellten Sachen nach dem Verhältnis des Rechnungswertes der Vorbehaltsware zu den anderen verarbeiteten Gegenständen. Sollte unser Eigentum dennoch untergehen und der Besteller (Mit-)Eigentümer werden, so überträgt er bereits jetzt sein Eigentum nach dem vorab bezeichneten Wertverhältnis als Sicherheit auf uns.
   Der Besteller ist zu Weiterveräußerung der Vorbehaltsware im Rahmen seines regelmäßigen Geschäftsbetriebs nur unter der Bedingung berechtigt, dass er sich seinerseits das Eigentum bis zur vollständigen Zahlung des Kunden vorbehält. Die Veräußerungsermächtigung erlischt automatisch bei einem fruchtlosen Zwangsvollstreckungsversuch beim Besteller, sowie bei Stellung eines Antrags auf Eröffnung des Insolvenzverfahrens über das Vermögen des Bestellers. Andere Verfügungen über die Vorbehaltsware, insbesondere Verpfändung und Sicherungsübereignung sind unzulässig.
   Der Besteller tritt bereits jetzt alle aus der Weiterveräußerung der Vorbehaltsware in verarbeitetem und unverarbeitetem Zustand entstehenden Forderungen mit allen Nebenrechten – einschließlich etwaiger Saldoforderungen – sicherungshalber an uns ab, ohne dass es noch späterer besonderer Erklärungen bedarf. Veräußert der Besteller verarbeitete, verbundene oder vermischte Vorbehaltsware, ohne dass eine Einzelpreisvereinbarung für die Vorbehaltsware besteht, so tritt der Besteller uns mit Vorrang vor der übrigen Forderung denjenigen Teil der Gesamtpreisforderung ab, der dem von uns in Rechnung gestellten Preis der Vorbehaltsware entspricht.
   Der Besteller ist verpflichtet uns unverzüglich über Zwangsvollstreckungsmaßnahmen Dritter in die Vorbehaltsware und in deren sonstige Sicherheiten unter Übergabe der für den Widerspruch notwendigen Unterlagen zu unterrichten.
   Der Besteller ist vorbehaltlich des jederzeit möglichen Widerrufs berechtigt, die an uns abgetretenen Forderungen im regelmäßigen Geschäftsbetrieb einzuziehen. Von dieser Ermächtigung nicht erfasst ist die Abtretung der aus der Weiterveräußerung der Waren resultierenden Forderungen an ein Factoring-Institut im Rahmen eines sog. „echten“ Factorings unter Übernahme des Delkredererisikos. Vorsorglich tritt der Besteller seine Rechte gegen das Factoring-Institut auf Auszahlung des Factoring Erlöses an uns ab und verpflichtet sich, dem Factoring-Institut unverzüglich nach Rechnungsstellung durch uns diese Abtretung anzuzeigen. Wir werden von unserer Einziehungsbefugnis keinen Gebrauch machen, solange der Besteller seinen Zahlungsverpflichtungen vereinbarungsgemäß nachkommt.
   Der Besteller verpflichtet sich bei Zugriffen Dritter auf die Vorbehaltsware, wie z.B. Pfändungen, uns sofort zu unterrichten um uns die Durchsetzung unserer Eigentumsrechte zu ermöglichen und auf unser daran bestehendes Eigentum hinzuweisen.
5. **Lieferzeit**
   Angegebene Lieferzeiten sind, sofern nicht individuell vereinbart, unverbindlich.
6. **Mängelrüge**
   Erkennbare Mängel sind unverzüglich nach Empfang der Lieferung/Leistung, versteckte Mängel unverzüglich nach Entdeckung schriftlich zu rügen. Mängelrüge ist verspätet, wenn sie nicht spätestens 8 Tage nach Empfang der Lieferung/Leistung bzw. bei versteckten Mängeln nach Entdeckung des Mangels bei uns eingegangen ist. Wenn eine Mängelrüge begründet geltend gemacht wird, dürfen Zahlungen nur im Umfang zurückgehalten werden, die in einem angemessenen Verhältnis zu dem aufgetretenen Mangel stehen.
7. **Gewährleistung und Haftung**
   Wir haften für rechtzeitig gerügte Mängel, zu denen auch das Fehlen zugesicherter Eigenschaften gehört, wie folgt:
   – Alle diejenigen Teile sind unentgeltlich nach billigem Ermessen nach Wahl des Lieferers nachzubessern oder neu zu liefern, die sich innerhalb von 6 Monaten (bei Mehrschichtenbetrieb innerhalb von 3 Monaten) seit Lieferung infolge eines vor dem Gefahrenübergang liegenden Umstandes – insbesondere wegen fehlender Bauart, schlechter Werkstoffe oder mangelhafter Ausführung – als nicht unerheblich beeinträchtigt herausstellen. Mehrere Nachbesserungsversuche sind zulässig. Ersetzte Teile werden unser Eigentum.
     Für Mängel des vom Besteller angelieferten Materials haften wir nicht. Für wesentliche Fremderzeugnisse beschränkt sich unsere Haftung auf die Abtretung der Haftungsansprüche, die uns gegen den Lieferer des Fremderzeugnisses zustehen.
     Bei Fertigung nach Zeichnung des Bestellers haften wir nur für zeichnungsgemäße Ausführung.
   – Es wird keine Gewähr übernommen für Schäden, die aus nachfolgenden Gründen entstanden sind:
     Ungeeignete und unsachgemäße Verwendung, fehlerhafter Montage bzw. Inbetriebsetzung durch den Besteller oder Dritte, natürliche Abnützung, fehlerhafte oder nachlässige Behandlung, ungeeignete Betriebsmittel, chemische, elektrochemische oder elektrische Einflüsse, sofern sie nicht auf unser Verschulden zurückzuführen sind. Unsere Gewährleistungspflicht entfällt, wenn von Seiten des Bestellers oder Dritter ohne unsere Zustimmung Instandsetzungen, Beschädigungen oder Änderungen vorgenommen werden, die mit dem geltend gemachten Mangel in Zusammenhang stehen.
8. **Rücknahme von Waren**
   Waren werden nur nach besonderer Vereinbarung zurück genommen – vorbehaltlich folgender Bedingungen:
   Die Ware muss in fabrikneuem Zustand und aus der laufenden Produktion sein.
   Eine Lieferschein- oder Rechnungskopie muss der Rücksendung beiliegen.
   Für Rücksendungen, die der Besteller zu vertreten hat, wird eine Bearbeitungsgebühr von 15%, mindestens jedoch € 30,-- in Abzug gebracht.
   Sonderaufnahmen oder speziell auf Kundenwunsch beschriftete Artikel sind vom Umtausch bzw. Rückgabe ausgeschlossen.
9. **Haftung für Nebenpflichten, sonstige Haftung**
   Unsere anwendungstechnische Beratung in Wort und Schrift sowie Vorschläge, Berechnungen, Projektierungen usw. sollen dem Besteller lediglich die bestmögliche Verwendung unserer Produkte erläutern. Sie befreit den Besteller nicht von seiner Verpflichtung, sich durch eigene Prüfung von der Eignung unserer Produkte für den von ihm beabsichtigten Zweck zu überzeugen.
10. **Schutzrecht, Werkzeug**
    An allen unseren Angeboten und Lieferungen beigefügten Abbildungen, Skizzen, Zeichnungen, Lehren, Muster usw. behalten wir uns Eigentums- und Urheberrechte vor. Sie dürfen Dritten ohne unsere ausdrückliche Genehmigung nicht zugänglich gemacht werden. Vervielfältigungen und Nachahmungen sind verboten.
    Der Besteller übernimmt für die von ihm beizubringenden Unterlagen, Pläne, Muster oder dergleichen die alleinige Verantwortung. Der Besteller hat dafür einzustehen, dass von ihm vorgelegte Ausführungszeichnungen in Schutzrechte Dritter nicht eingreifen.
11. **Erfüllungsort**
    Erfüllungsort ist 72663 Großbettlingen.
12. **Gerichtsstand**
    Gerichtsstand ist der Sitz des Lieferers.
13. **Änderungsvorbehalt und Teilnichtigkeit**
    Wir erklären dem Besteller ausdrücklich unsere Bereitschaft, im Wege des freien gegenseitigen Aushandelns die Vertragsklauseln inhaltlich auszugestalten. Sollte eine Bestimmung unserer Verkaufs- und Lieferbedingungen aus irgend einem Grunde nichtig sein, bleibt die Geltung der übrigen Bestimmungen hiervon unberührt. Anstelle einer unwirksamen Regelung gilt das gesetzlich Zulässige.

Stand: April 2007

Werkzeugtechnik

Notizen

Notizen

Werkzeugtechnik

Modulare Aggregatetechnik

Citizen



Katalog CI-02

Modulare Aggregatetechnik

DMG MORI



Katalog GS-02

Modulare Aggregatetechnik

Hanwha



Katalog HA-02

Modulare Aggregatetechnik

Maier



Katalog MA-02

Modulare Aggregatetechnik

Star



Katalog ST-02

Modulare Aggregatetechnik

TORNOS



Katalog TO-03

Modulare Aggregatetechnik

Gesamtkatalog



Katalog GS-01

Modulare Aggregatetechnik

Doosan



Katalog DO-01

Modulare Aggregatetechnik

Mazak



Katalog MZ-01

Modulare Aggregatetechnik

Mori Seiki



Katalog MS-01

Modulare Aggregatetechnik

Okuma



Katalog OK-01

Modulare Aggregatetechnik

WFB-Adapter



Katalog WFB-01

Modulare Aggregatetechnik

Haas



Katalog HA-01

Modulare Aggregatetechnik

WFE/SHT



Katalog WF-02

Modulare Drehhalter

WF-MICRO



Katalog MI-02

W&F
Werkzeugtechnik GmbH
Kantstraße 4
72663 Großbettlingen

T +49 (0) 7022/4058-0
F +49 (0) 7022/4058-58
info@wf-werkzeugtechnik.de
wf-werkzeugtechnik.de