Modulare Aggregatetechnik

Kurzdrehtechnik

W&F Werkzeugtechnik

Katalog
KD-01

Werkzeugtechnik

Kundenhinweise

Indications for the customer

Sehr geehrter Kunde,
bitte beachten Sie folgende Hinweise:

- Mit diesem Katalog wird die vorherige Ausgabe ungültig
- Technische Änderungen und Preisänderungen behalten wir uns vor
- Bildliche Darstellungen sind unverbindlich
- Für Druckfehler übernehmen wir keine Haftung
- Es gelten ausschließlich unsere allgemeinen Verkaufs- und Lieferbedingungen

Dear Customer,
please note the following points:

- This catalogue invalidates our former edition
- We reserve the right to make technical modifications and to change the price
- Pictorial illustrations are not binding
- We accept not any liability for print mistake
- Only our terms and conditions are valid

Inhaltsverzeichnis

Table of contents

Werkzeugtechnik

Beschreibung / Description	Seite / Page
Rundlauftoleranzen Runout tolerances	**1.2**
Gebrauch und Wartung der WFB-Schnittstelle Handling and maintenance for WFB connection	**1.3**
Produktvorteile der WFB-Schnittstelle Product advantages of WFB connection	**1.4**
WFB Produktübersicht (Auszug) WFB Product overview	**1.8**
Baruffaldi	**2**
Benzinger	**3**
CMZ	**4**
DMG MORI	**5**
Doosan	**6**
Duplomatic	**7**
EMAG	**8**
Haas	**9**
Hardinge	**10**
INDEX	**11**
MAZAK	**12**
Miyano	**13**
Nakamura-Tome	**14**
OKUMA	**15**
Sauter DIN 5480	**16**
Sauter DIN 5482	**17**
SPINNER	**18**
WFB Adapter WFB adapter	**19**
Spannzangen und Zubehör Collets and accessories	**20**
Allgemeine Verkaufs- und Lieferbedingungen General sales terms and delivery conditions	**21**

WG = Warengruppe
Article group

WG 11 = _____

WG 35 = _____

WG 40 = _____

Werkzeugtechnik

Rundlauftoleranzen

Runout tolerances

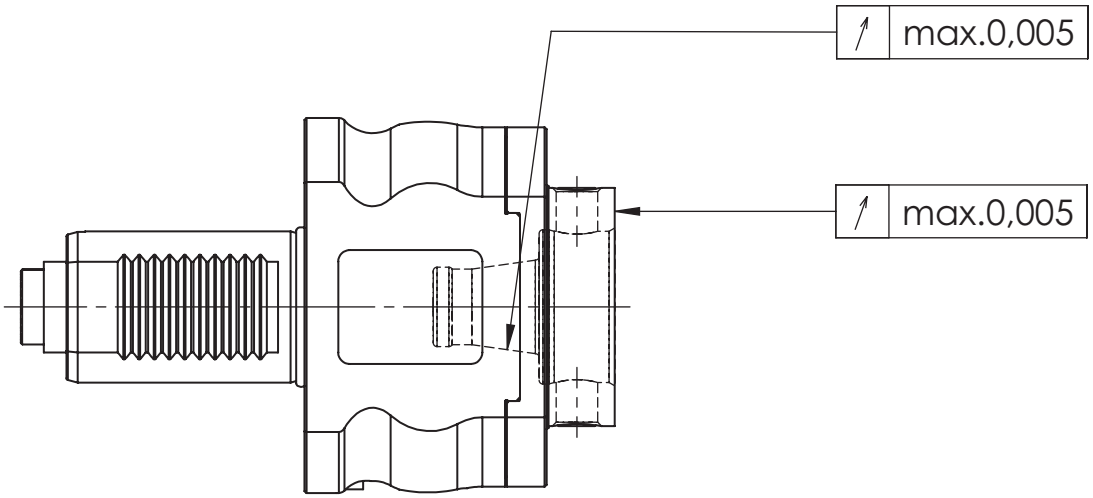

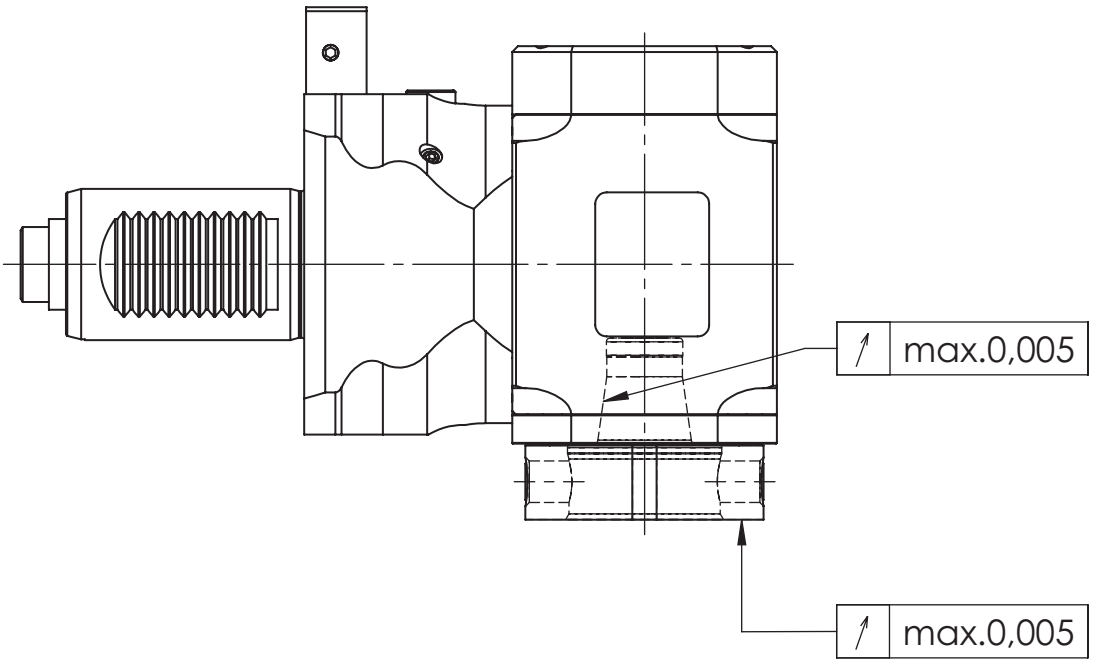

Gebrauch und Wartung der WFB-Schnittstelle

Handling and maintenance for WFB connection

Werkzeugtechnik

Hinweis zur Befestigung
Zunächst einen Kegelgewindestift anziehen, dabei 1-2 mal lösen und wieder anziehen. Dadurch wird eine optimale Positionierung der Bauteile erreicht. Der 2. Kegelgewindestift wird nun ebenfalls (wie oben angeführt) angezogen. Empfohlene Drehmomente entnehmen Sie der unteren Tabelle.

Advice for fixing
First tighten one threaded taper pin, in doing so 1 or 2 times unscrew and tighten again. Thereby you get an optimum positioning of the components. The second threaded taper pin you will thighten with the same method. Recommended locking torque see in the lower table.

Pflege und Wartung
Die Oberflächen der Planflächen, der Kegelbohrung und Kegelzapfen sind vor Gebrauch zu reinigen und mit einem Öl-Schmierfilm zu versehen. Um eine optimale Befestigung und Lösbarkeit der Kegelgewindestifte zu erreichen, wird empfohlen die Kegelgewindestifte mit z.B. Molykote 1000 oder einer ähnlichen Heiss-Schraubenpaste zu behandeln.

Support and maintenance
The surface of the face, the cone drill and cone pin must be cleaning and lubricate with oil before using. To reach an optimum fixing and resolvability of the threaded taper pins, are recommended to use for example Molykote 1000 or something similar.

Empfohlene Anzugsdrehmomente
Recommended locking torque

Größe	Kegelgewindestifte	Anzugs-Drehmoment
WFB 20-12	M6 x 0,75 / Torx 15 Plus	4 Nm
WFB 20-12	M6 x 1 / Torx T15	4 Nm
WFB 24-16	M8 x 1 / Torx T25	10 Nm
WFB 32-20	M10 x 1	20 Nm
WFB 40-25	M12 x 1	25 Nm
WFB 50-32	M14 x 1	30 Nm

Empfohlene Anzugsdrehmomente beim Einsatz von Kontrolldornen
Recommended locking torque when running test arbors

Größe	Kegelgewindestifte	Anzugs-Drehmoment
WFB 20-12	M6 x 0,75 / Torx 15 Plus	2 Nm
WFB 20-12	M6 x 1 / Torx T15	2 Nm
WFB 24-16	M8 x 1 / Torx T25	5 Nm
WFB 32-20	M10 x 1	10 Nm
WFB 40-25	M12 x 1	10 Nm
WFB 50-32	M14 x 1	15 Nm

Werkzeugtechnik

Produkt-Vorteile der WFB-Schnittstelle

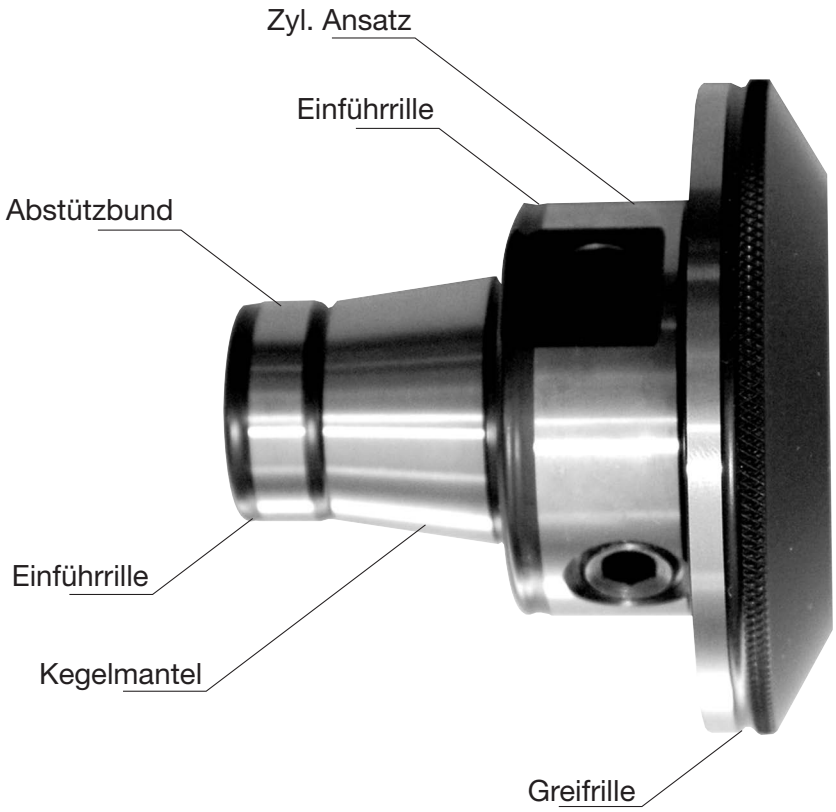

Präzise
Die Kegel/Plananlage mit zylindrischer Abstützung gewährleistet höchste Genauigkeit (2µ) und absoluten Form-schluß.

Flexibel
Spannzange, Weldon, Schrumpffutter, um nur die wichtigsten zu nennen, können alle in einen Grundhalter eingesetzt werden. Die Handhabung ist einfach und praxisgerecht.

Kompakt
Der extrem kompakte Aufbau gewährleistet eine optimale Kraftübertragung und Systemsteifigkeit. Daraus resultieren höhere Werkstückgenauigkeiten und verbesserte Produktivität.

Orientierte Schneidenlage
Auf Umschlag < 10 µ

Reinigung
Einfach, da überall leicht zugänglich.

Produkt-Vorteile der WFB-Schnittstelle

Werkzeugtechnik

Wirtschaftlich
Sie benötigen weniger aufwändige, teure Sonderwerkzeughalter, die Werkzeugstandzeiten verlängern sich erheblich. Die Folge ist die deutliche Minimierung Ihrer Gesamtwerkzeug-kosten. Mit dem WFB-System helfen wir Ihnen Ihre Drehmaschine künftig wirklich wirtschaftlich einzusetzen, und teure Nebenzeiten einzusparen. Das neue modulare WFB-System von W&F eröffnet Ihnen hinsichtlich der Präzision und der Flexibilität völlig neue Dimensionen in der Fertigungstechnik.

Spannmechanismus
Äußerst günstig durch 2 Kegelgewindestifte.

Schnell
Durch den Einsatz von Werkzeugen, die parallel zur Maschinenlaufzeit voreingestellt werden, reduziert sich die Maschinenrüstzeit nahezu auf Null. Teure Maschinenstillstandzeiten werden vermieden.

Universell
Sowohl für angetriebene als auch für feststehende Werkzeuge, sowie auf Fräsmaschinen und BAZ einsetzbar.

Schrumpfen
Nach vorne und nach innen möglich.

Product advantages of WFB connection

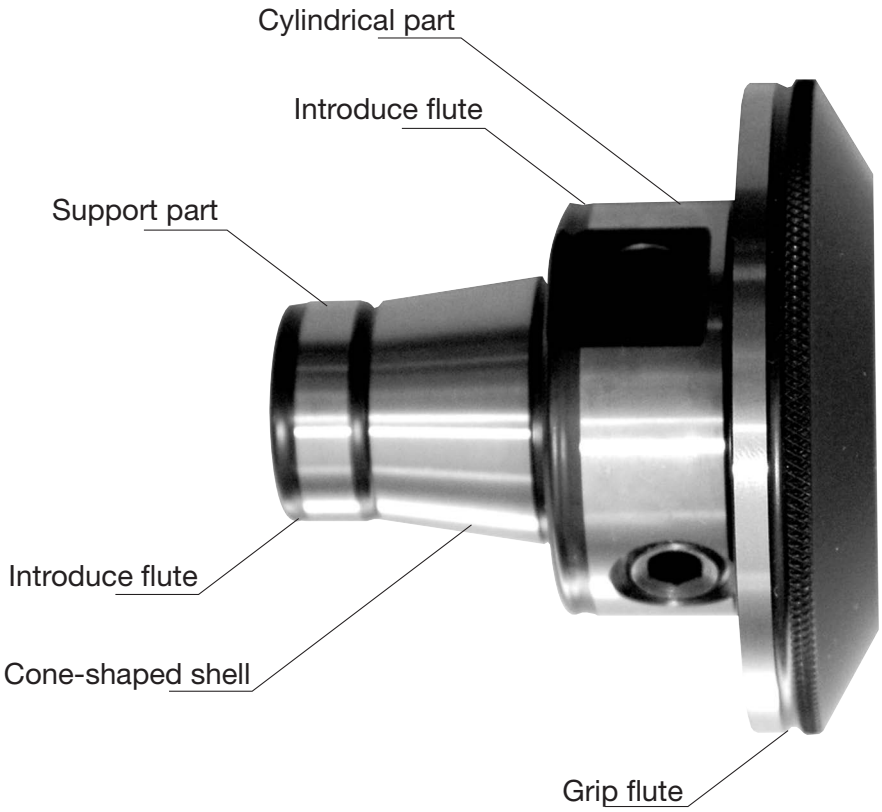

Precise
The taper/planned assets with cylindrical support guarantees highest precision (2µ) and completely form fit.

Flexibel
Collet, Weldon, schrink fit holder, etc., can be used in all master shanks. Easy and safe to handle. Collet, Weldon, schrink fit holder, etc., can be used in all master shanks. Easy and safe to handle.

Compact
The extrem compact construction guarantees an optimum load transmission and system rigidity. Out of it follow workpiece in higher precision and revised productivity.

Optimized position of cutting edge
Turnover < 10 µ

Cleaning
Simple because of good accessible.

Product advantages of WFB connection

Werkzeugtechnik

Planned assets

Economical
You need less expensive special tool holders and the tool life will be extended. So you get a minimization of complete costs of tools. With the WFB-system we help you to use your turning machine profitable in the future and to save expensive non-productive time. The new modular WFB-system from W&F enable you with precision and flexibility new dimensions in the production technology.

Gripping mechanism
Exceedingly favorable through 2 threaded taper pins.

Quick
Pre-setting of tools can be effected out of the machine. Setting-up time will be nearly zero. Expensive machine dead time will be avoided.

Universal
Applicable in driven and static tool holder, as well as on milling machine and machining center.

Shrinking
Forward and inward possible.

Werkzeugtechnik

WFB - Produktübersicht (Auszug)

WFB - Product overview

WFB - Aggregate
WFB - Aggregates

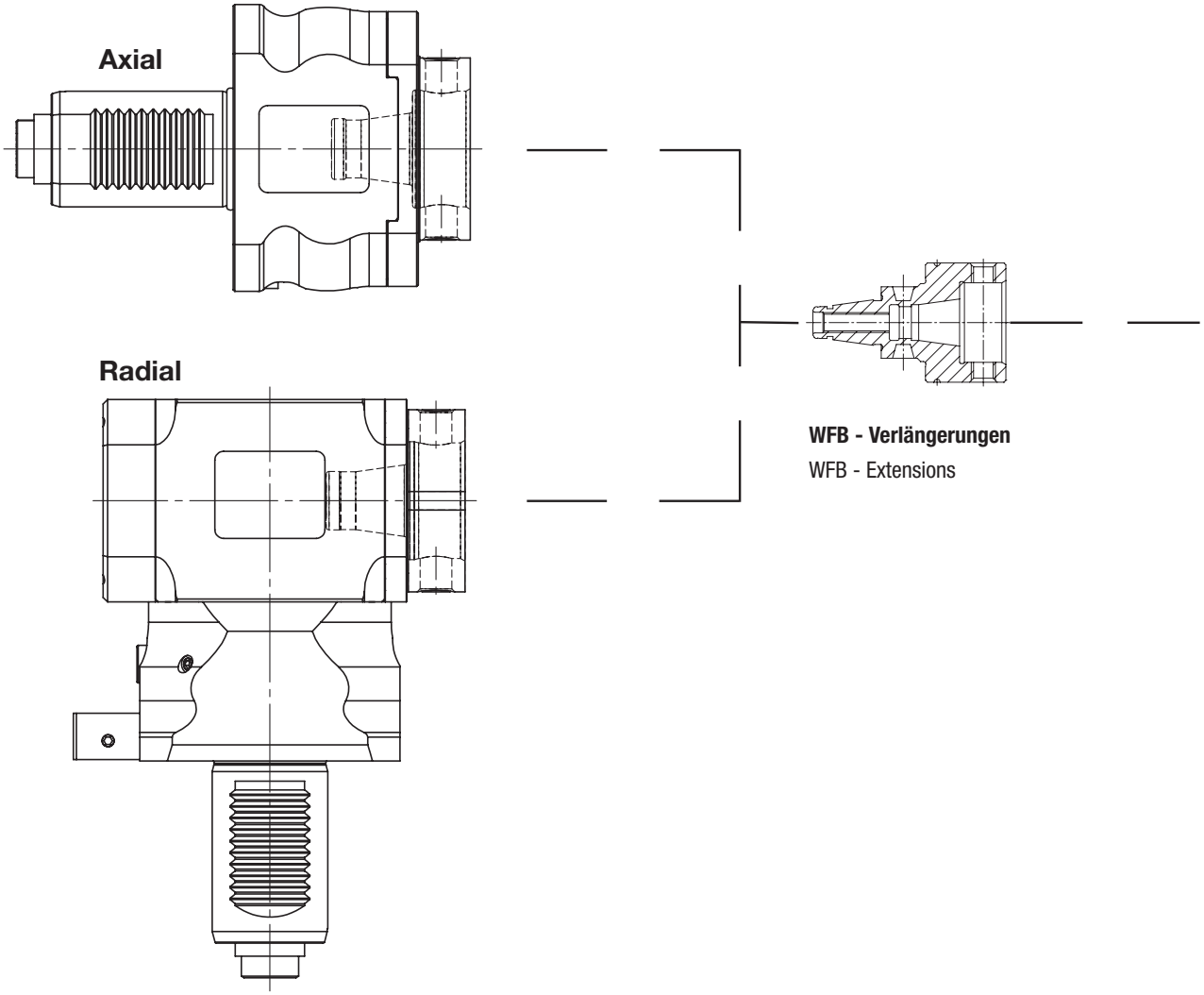

WFB - Verlängerungen
WFB - Extensions

WFB - Produktübersicht (Auszug)

WFB - Product overview

Werkzeugtechnik

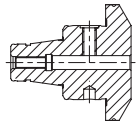

WFB - Weldon / Whistle Notch für Zylinderschäfte DIN 1835 B / E

WFB - Weldon / Whistle Notch for parallel shanks

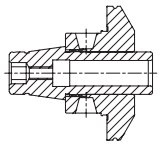

WFB - Schrumpffutter

WFB - Shrink fit chucks

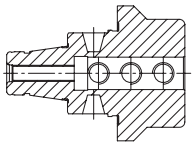

WFB - Bohrstangenhalter

WFB - Boring bar holder

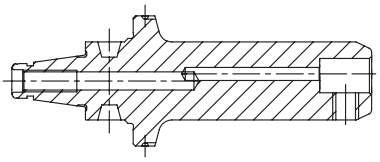

WFB - Klemmhalter W-T HORN Supermini® mit IKZ

WFB - Toolholder W-T HORN Supermini® with internal cooling system

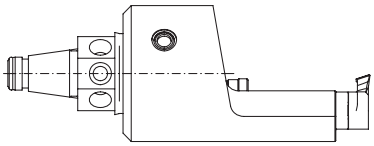

WFB - Klemmhalter W-T HORN Mini mit IKZ

WFB - Toolholder W-T HORN Mini with internal cooling system

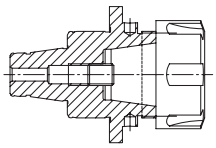

WFB - Spannzangenfutter 8° Typ ER

WFB - Collet chucks 8° type ER

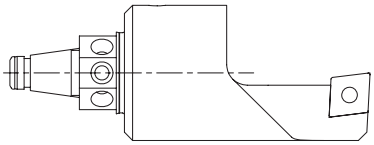

WFB - Drehhalter W-T mit IKZ

WFB - Turning tool holder W-T with internal cooling system

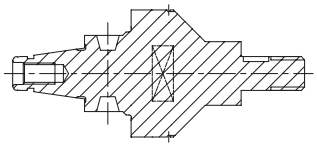

WFB - Sägeblattaufnahmen

WFB - Tool holders for saw blade

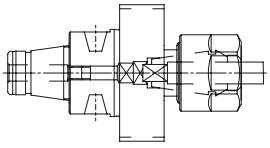

WFB - Softsynchro® mit IKZ

WFB - Softsynchro® with internal cooling system

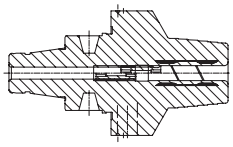

WFB - Hydro-Dehnspannfutter

WFB - Hydraulic expansion chuck

Modulare Aggregatetechnik

Baruffaldi

W&F Werkzeugtechnik

Katalog BAR-01

Werkzeugtechnik

Inhaltsverzeichnis für Baruffaldi

Table of contents for Baruffaldi

Beschreibung / Description	Seite / Page
Baruffaldi Schafttyp VDI 30	**2.1 - 2.4**
Baruffaldi Schafttyp VDI 40	**2.5 - 2.8**

Baruffaldi

Axial-Bohr- und Fräskopf
Axial drilling and milling head

WG 35



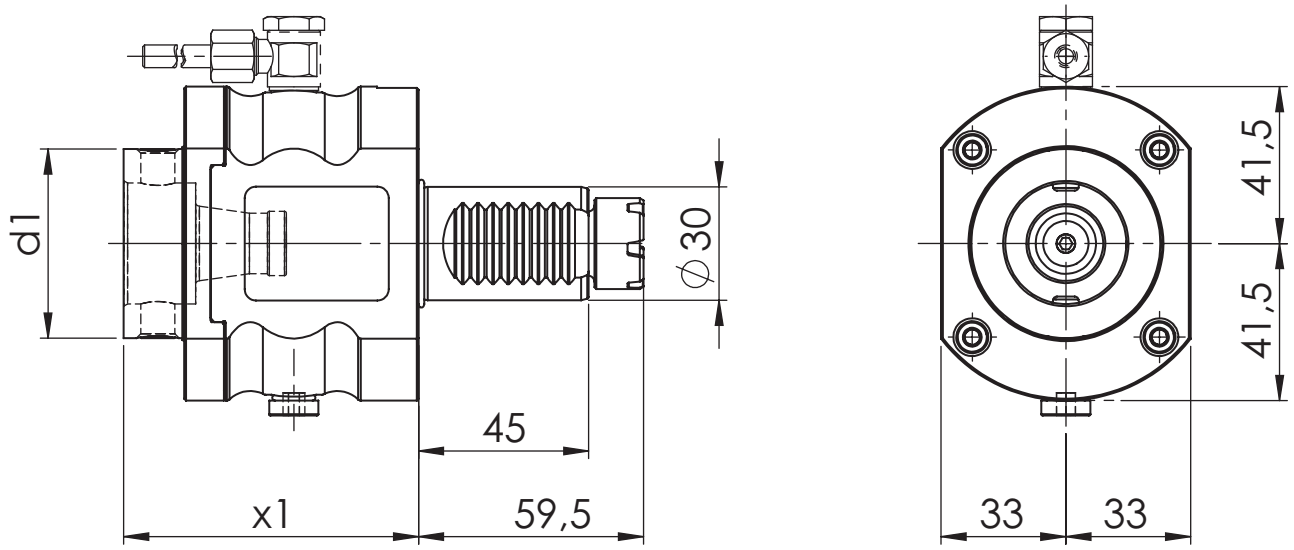

[mm] **d1**	[mm] **x1**	Spindle **Spindel**	[Nm] **T max**	[rpm] **n max**	**i**	ec **Ak**	ic **Ik**	[bar] **p**	Version **Ausführung**	Order no. **Bestellnummer**
50	78	WFB 32-20	25	6.000	1:1	x				MPU.M30.B32.AA0.2341
50	78	WFB 32-20	25	6.000	1:1	x	x	20		MPU.M30.B32.AE0.2341

Spare Parts
Ersatzteile

threaded taper pin **Kegelgewindestift**	Spindle **Spindel**	Tightening torque [Nm] **Anzugsmoment [Nm]**	Oder no **Bestellnummer**
M10X1	WFB 32-20	20	WFS.M10X1X11



Baruffaldi

Radial-Bohr- und Fräskopf
Radial drilling and milling head

WG 35

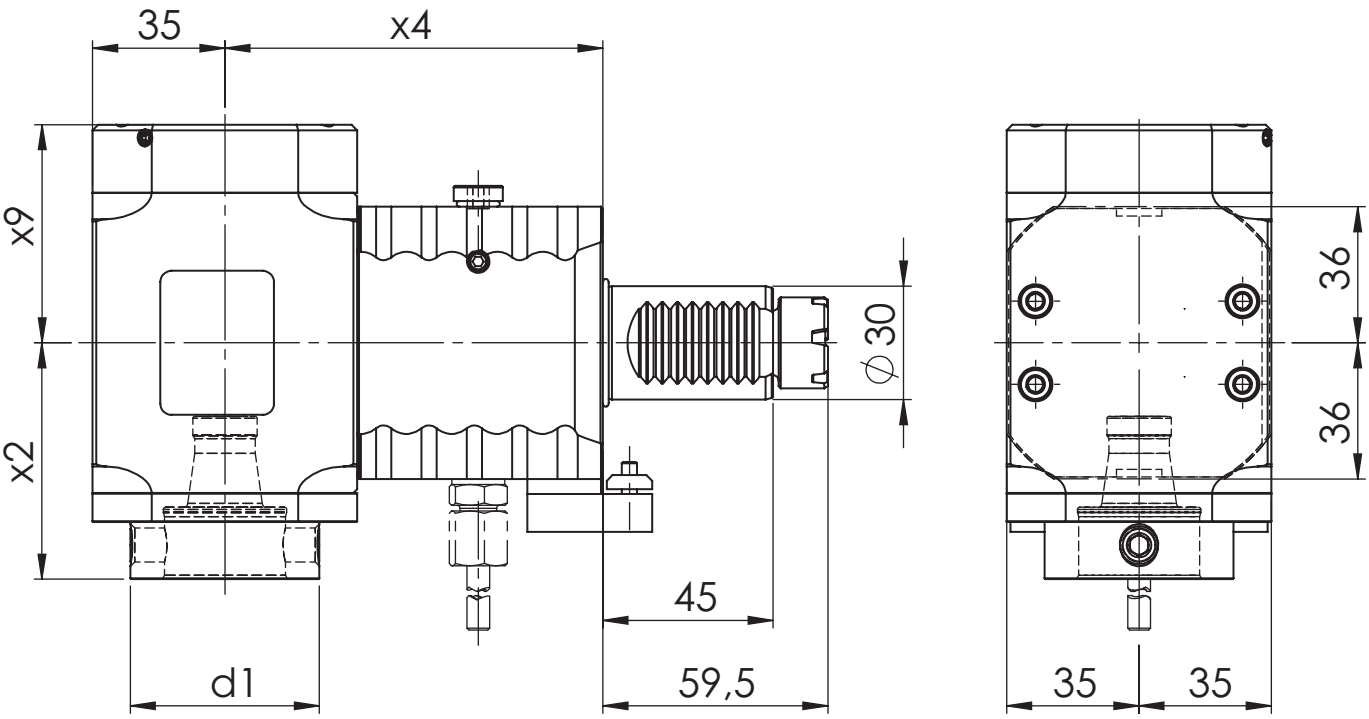

[mm] **d1**	[mm] **x2**	[mm] **x4**	[mm] **x9**	Spindle **Spindel**	[Nm] **T max**	[rpm] **n max**	**i**	ec **Ak**	ic **Ik**	[bar] **p**	Version **Ausführung**	Order no. **Bestellnummer**
50	62,5	100	48,7	WFB 32-20	25	6.000	1:1	x			L	MPU.M30.B32.PA0.2349L
50	62,5	100	48,7	WFB 32-20	25	6.000	1:1	x			R	MPU.M30.B32.PA0.2349R
50	62,5	100	57,7	WFB 32-20	25	6.000	1:1	x	x	80	L	MPU.M30.B32.PE0.2349L
50	62,5	100	57,7	WFB 32-20	25	6.000	1:1	x	x	80	R	MPU.M30.B32.PE0.2349R
50	62,5	65	48,7	WFB 32-20	25	6.000	1:1	x			L	MPU.M30.B32.RA0.2349L
50	62,5	65	48,7	WFB 32-20	25	6.000	1:1	x			R	MPU.M30.B32.RA0.2349R
50	62,5	65	57,7	WFB 32-20	25	6.000	1:1	x	x	80	L	MPU.M30.B32.RE0.2349L
50	62,5	65	57,7	WFB 32-20	25	6.000	1:1	x	x	80	R	MPU.M30.B32.RE0.2349R

Spare Parts
Ersatzteile

threaded taper pin **Kegelgewindestift**	Spindle **Spindel**	Tightening torque [Nm] **Anzugsmoment [Nm]**	Oder no **Bestellnummer**
M10X1	WFB 32-20	20	WFS.M10X1X11

Baruffaldi

Radial-Bohr- und Fräskopf
Radial drilling and milling head

WG 35



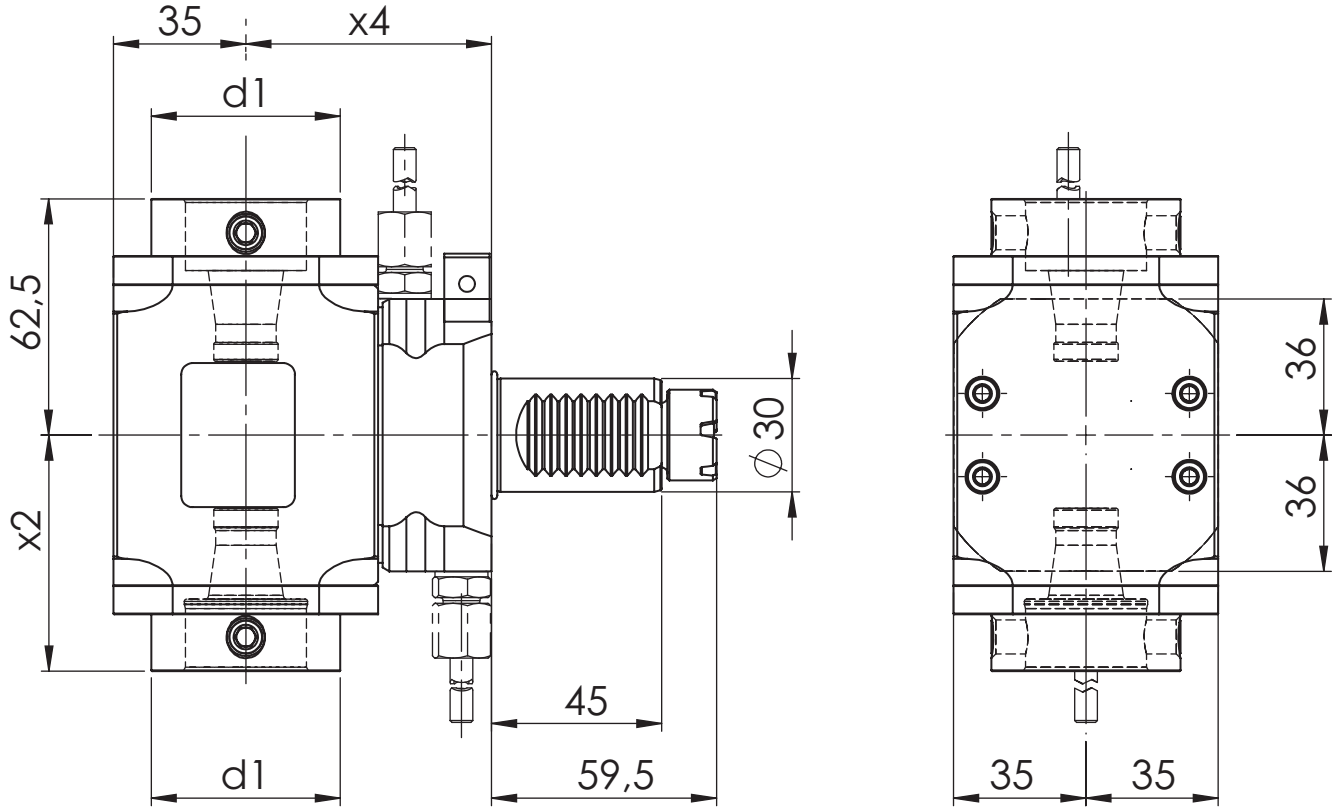

[mm] **d1**	[mm] **x2**	[mm] **x4**	Spindle **Spindel**	[Nm] **T max**	[rpm] **n max**	**i**	ec **Ak**	ic **Ik**	[bar] **p**	Version **Ausführung**	Order no. **Bestellnummer**
50	62,5	65	WFB 32-20	25	6.000	1:1	x				MPU.M30.B32.2A0.2349

Spare Parts
Ersatzteile

threaded taper pin **Kegelgewindestift**	Spindle **Spindel**	Tightening torque [Nm] **Anzugsmoment [Nm]**	Oder no **Bestellnummer**
M10X1	WFB 32-20	20	WFS.M10X1X11



Baruffaldi

Radial-Bohr- und Fräskopf
Radial drilling and milling head

WG 35

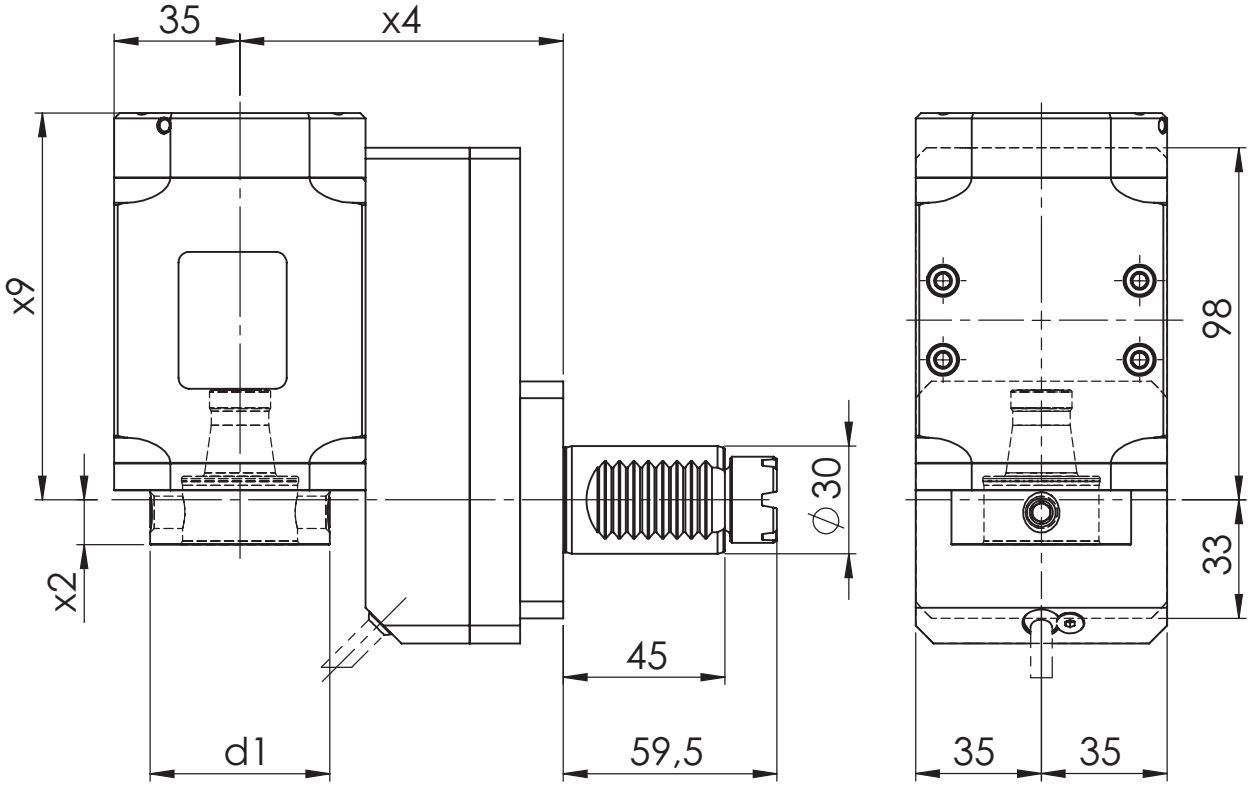

[mm] **d1**	[mm] **x2**	[mm] **x4**	[mm] **x9**	Spindle **Spindel**	[Nm] **T max**	[rpm] **n max**	**i**	ec **Ak**	ic **Ik**	[bar] **p**	Version **Ausführung**	Order no. **Bestellnummer**
50	12,5	90	98,7	WFB 32-20	30	6000	1:1	x			L	MPU.M30.B32.VA0.2349L
50	12,5	90	98,7	WFB 32-20	30	6000	1:1	x			R	MPU.M30.B32.VA0.2349R
50	12,5	90	107,7	WFB 32-20	30	6000	1:1	x	x	80	L	MPU.M30.B32.VE0.2349L
50	12,5	90	107,7	WFB 32-20	30	6000	1:1	x	x	80	R	MPU.M30.B32.VE0.2349R
50	12,5	90	98,7	WFB 32-20	50	3000	2:1	x			L	MPU.M30.B32.WA0.2349L
50	12,5	90	98,7	WFB 32-20	50	3000	2:1	x			R	MPU.M30.B32.WA0.2349R
50	12,5	90	107,7	WFB 32-20	50	3000	2:1	x	x	80	L	MPU.M30.B32.WE0.2349L
50	12,5	90	107,7	WFB 32-20	50	3000	2:1	x	x	80	R	MPU.M30.B32.WE0.2349R
50	12,5	90	98,7	WFB 32-20	15	9000	1:2	x			L	MPU.M30.B32.XA0.2349L
50	12,5	90	98,7	WFB 32-20	15	9000	1:2	x			R	MPU.M30.B32.XA0.2349R
50	12,5	90	107,7	WFB 32-20	15	9000	1:2	x	x	80	L	MPU.M30.B32.XE0.2349L
50	12,5	90	107,7	WFB 32-20	15	9000	1:2	x	x	80	R	MPU.M30.B32.XE0.2349R

Spare Parts
Ersatzteile

threaded taper pin **Kegelgewindestift**	Spindle **Spindel**	Tightening torque [Nm] **Anzugsmoment [Nm]**	Oder no **Bestellnummer**
M10X1	WFB 32-20	20	WFS.M10X1X11

Baruffaldi

Axial-Bohr- und Fräskopf
Axial drilling and milling head

WG 35



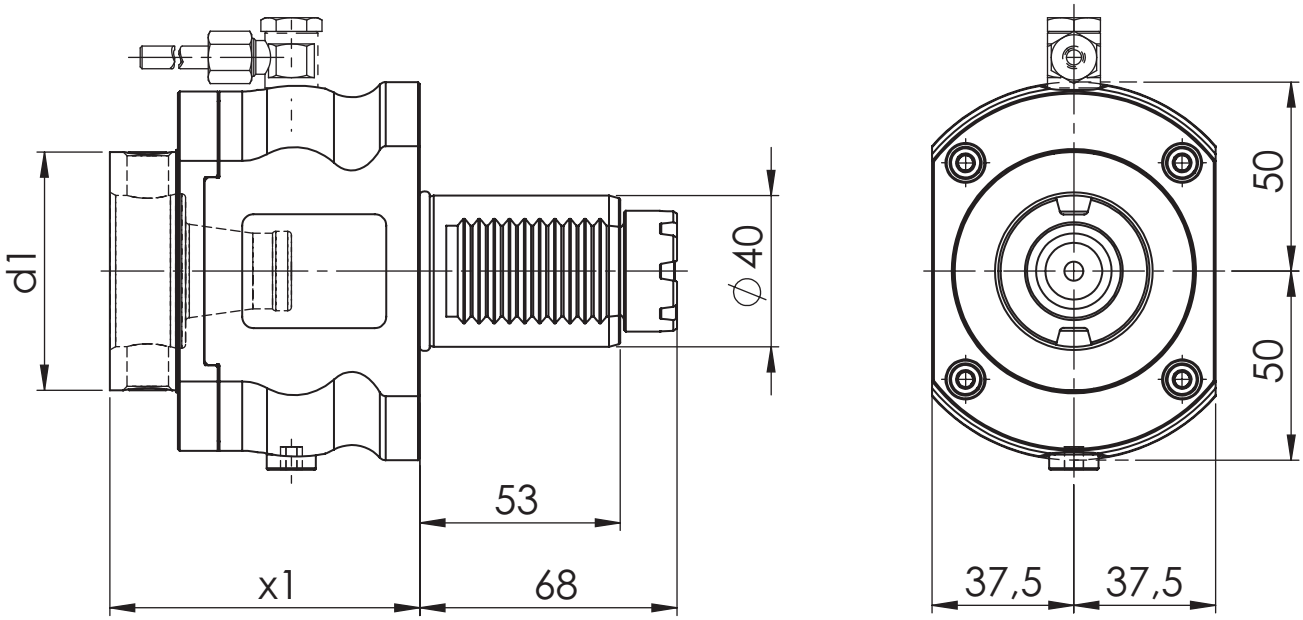

[mm] **d1**	[mm] **x1**	Spindle **Spindel**	[Nm] **T max**	[rpm] **n max**	**i**	ec **Ak**	ic **Ik**	[bar] **p**	Version **Ausführung**	Order no. **Bestellnummer**
63	82	WFB 40-25	50	6000	1:1	x				MPU.M40.B40.AA0.6941
63	82	WFB 40-25	50	6000	1:1	x	x	20		MPU.M40.B40.AE0.6941

Spare Parts
Ersatzteile

threaded taper pin **Kegelgewindestift**	Spindle **Spindel**	Tightening torque [Nm] **Anzugsmoment [Nm]**	Oder no **Bestellnummer**
M12x1	WFB 40-25	25	WFS.M12X1



Baruffaldi

Radial-Bohr- und Fräskopf
Radial drilling and milling head

WG 35

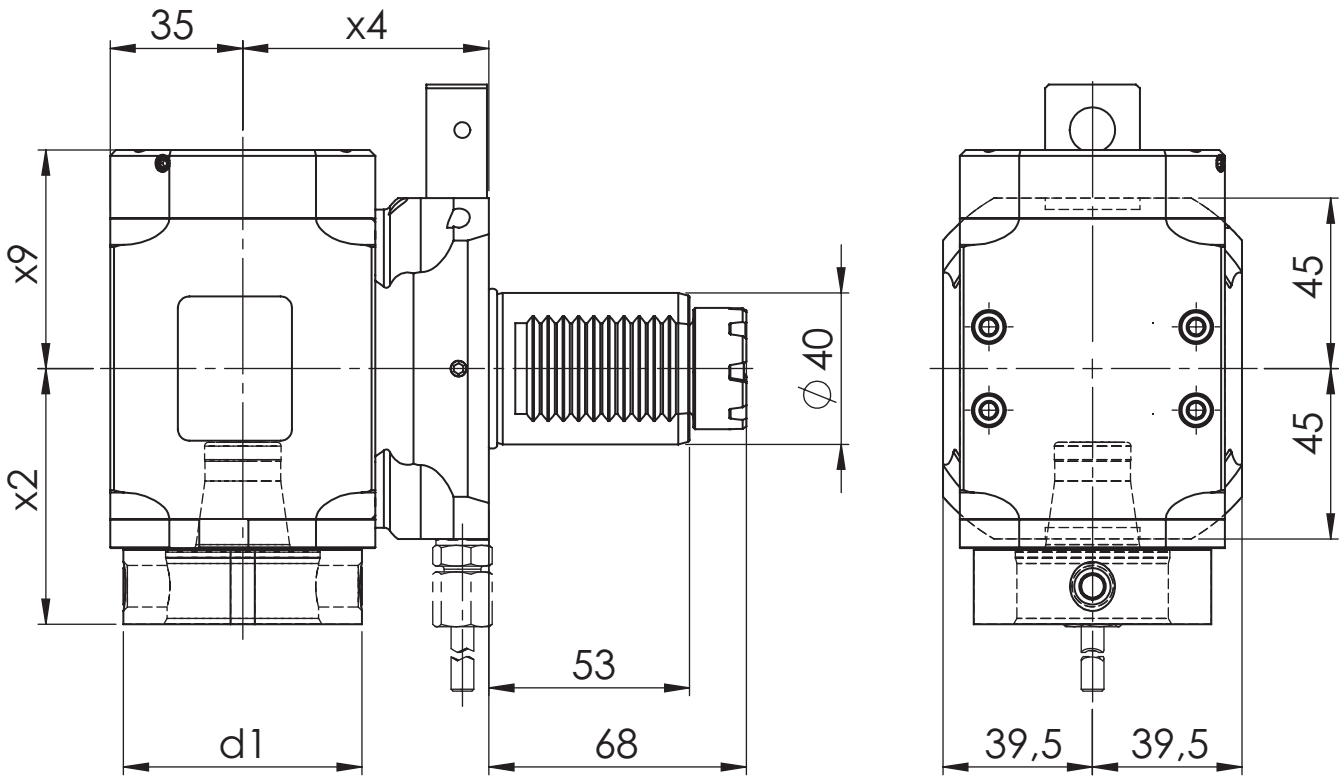

[mm] **d1**	[mm] **x2**	[mm] **x4**	[mm] **x9**	Spindle **Spindel**	[Nm] **T max**	[rpm] **n max**	**i**	ec **Ak**	ic **Ik**	[bar] **p**	Version **Ausführung**	Order no. **Bestellnummer**
63	67,5	65	48,7	WFB 40-25	50	6000	1:1	x			R	MPU.M40.B40.RA0.6949R
63	67,5	65	57,7	WFB 40-25	50	6000	1:1	x	x	80	R	MPU.M40.B40.RE0.6949R

Spare Parts
Ersatzteile

threaded taper pin **Kegelgewindestift**	Spindle **Spindel**	Tightening torque [Nm] **Anzugsmoment [Nm]**	Oder no **Bestellnummer**
M12x1	WFB 40-25	25	WFS.M12X1

Baruffaldi

Radial-Bohr- und Fräskopf
Radial drilling and milling head

WG 35



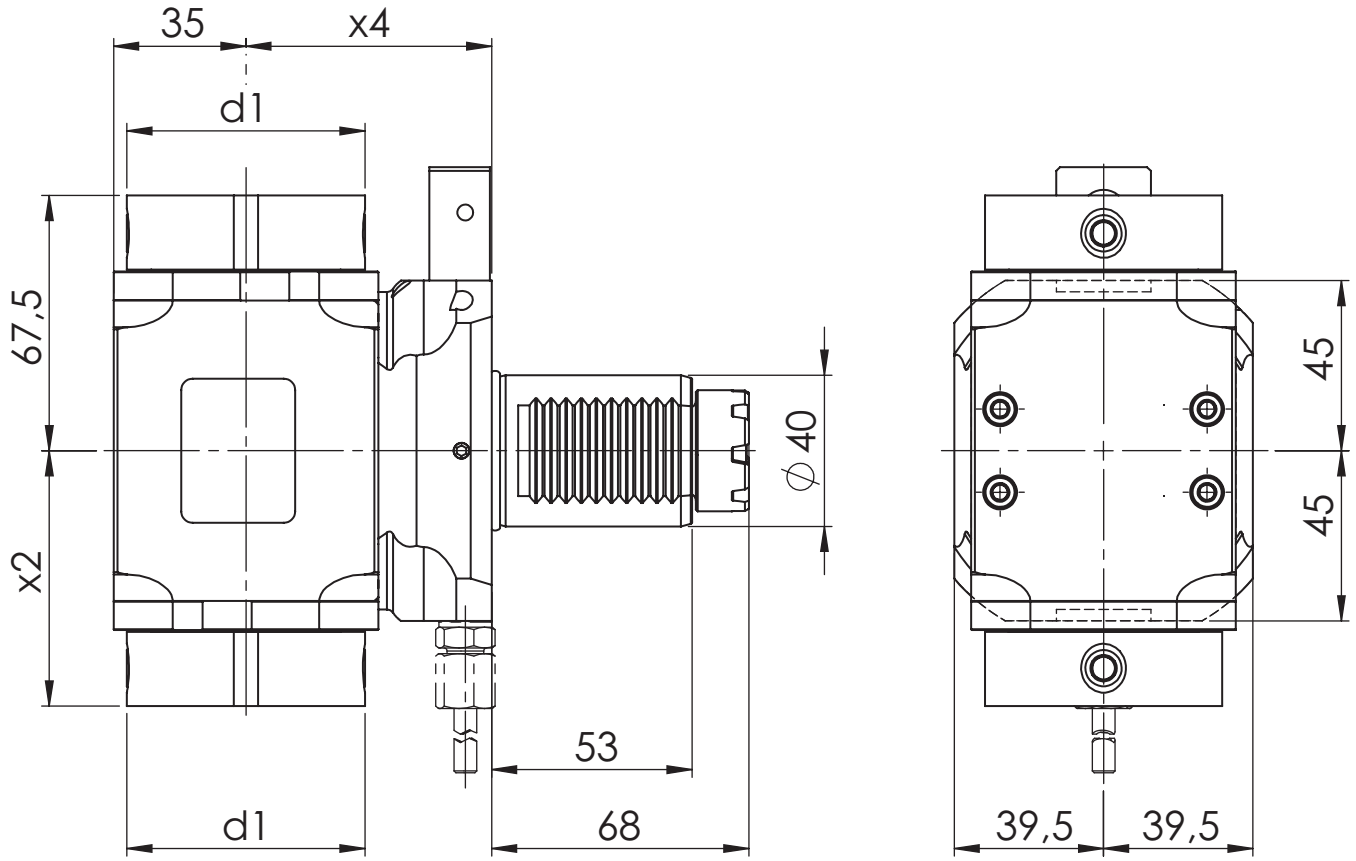

[mm] **d1**	[mm] **x2**	[mm] **x4**	Spindle **Spindel**	[Nm] **T max**	[rpm] **n max**	**i**	ec **Ak**	ic **Ik**	[bar] **p**	Version **Ausführung**	Order no. **Bestellnummer**
63	67,5	65	WFB 40-25	50	6000	1:1	x				MPU.M40.B40.2A0.6949

Spare Parts
Ersatzteile

threaded taper pin **Kegelgewindestift**	Spindle **Spindel**	Tightening torque [Nm] **Anzugsmoment [Nm]**	Oder no **Bestellnummer**
M12x1	WFB 40-25	25	WFS.M12X1



Baruffaldi

Radial-Bohr- und Fräskopf
Radial drilling and milling head

WG 35

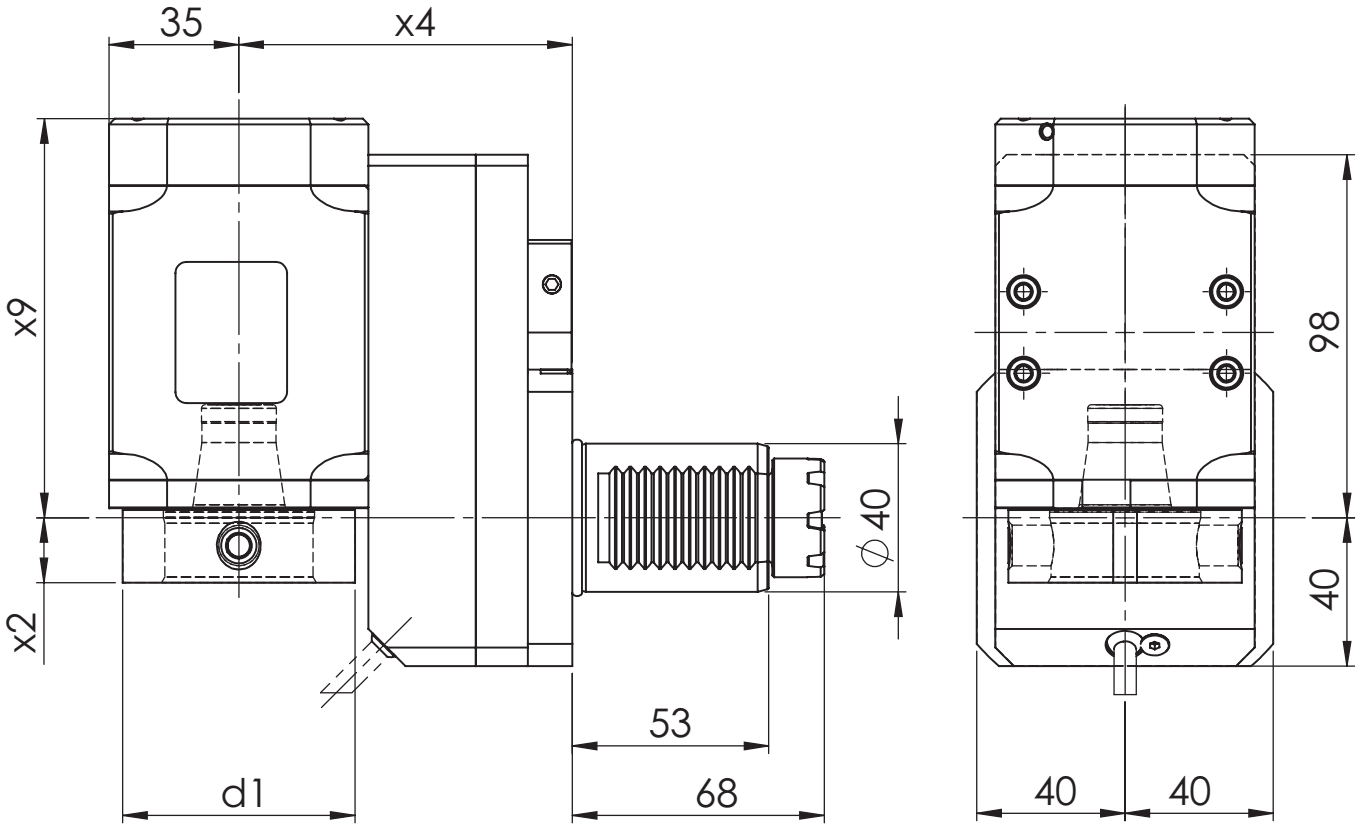

[mm] **d1**	[mm] **x2**	[mm] **x4**	[mm] **x9**	Spindle **Spindel**	[Nm] **T max**	[rpm] **n max**	**i**	ec **Ak**	ic **Ik**	[bar] **p**	Version **Ausführung**	Order no. **Bestellnummer**
63	17,5	90	98,7	WFB 40-25	50	6000	1:1	x			R	MPU.M40.B40.VA0.6949R
63	17,5	90	107,7	WFB 40-25	50	6000	1:1	x	x	80	R	MPU.M40.B40.VE0.6949R
63	17,5	90	98,7	WFB 40-25	50	3000	2:1	x			R	MPU.M40.B40.WA0.6949R
63	17,5	90	107,7	WFB 40-25	50	3000	2:1	x	x	80	R	MPU.M40.B40.WE0.6949R
63	17,5	90	98,7	WFB 40-25	25	12000	1:2	x			R	MPU.M40.B40.XA0.6949R
63	17,5	90	107,7	WFB 40-25	25	12000	1:2	x	x	80	R	MPU.M40.B40.XE0.6949R

Spare Parts
Ersatzteile

threaded taper pin **Kegelgewindestift**	Spindle **Spindel**	Tightening torque [Nm] **Anzugsmoment [Nm]**	Oder no **Bestellnummer**
M12x1	WFB 40-25	25	WFS.M12X1

Modulare Aggregatetechnik

Benzinger

W&F Werkzeugtechnik

Katalog BEN-01

Werkzeugtechnik

Inhaltsverzeichnis für Benzinger

Table of contents for Benzinger

Beschreibung / Description	Seite / Page
Benzinger Schafttyp VDI 25	**3.1 - 3.4**

Benzinger

Axial-Bohr- und Fräskopf
Axial drilling and milling head

WG 35



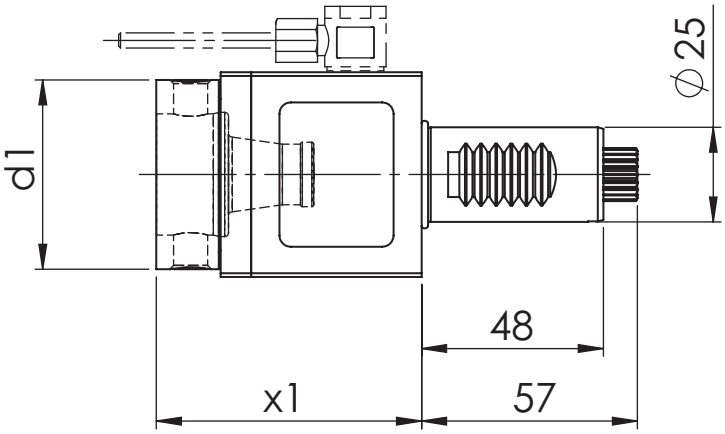

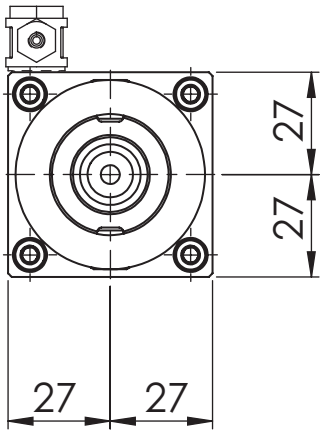

[mm] **d1**	[mm] **x1**	Spindle **Spindel**	[Nm] **T max**	[rpm] **n max**	**i**	ec **Ak**	ic **Ik**	[bar] **p**	Version **Ausführung**	Order no. **Bestellnummer**
50	70	WFB 32-20	25	6.000	1:1	x				MPU.M25.B32.AA0.5480B
50	70	WFB 32-20	25	6.000	1:1	x	x	20		MPU.M25.B32.AE0.5480B

Spare Parts
Ersatzteile

threaded taper pin **Kegelgewindestift**	Spindle **Spindel**	Tightening torque [Nm] **Anzugsmoment [Nm]**	Oder no **Bestellnummer**
M10X1	WFB 32-20	20	WFS.M10X1X11



Benzinger

Axial-Bohr- und Fräskopf
Axial drilling and milling head

WG 35

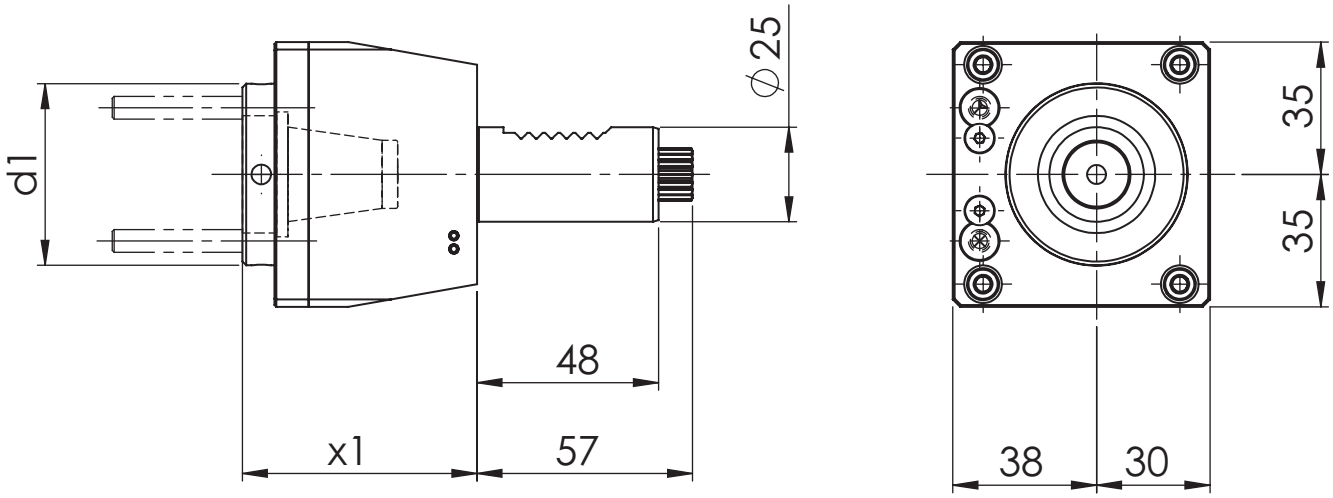

[mm] **d1**	[mm] **x1**	Spindle **Spindel**	[Nm] **T max**	[rpm] **n max**	**i**	ec **Ak**	ic **Ik**	[bar] **p**	Version **Ausführung**	Order no. **Bestellnummer**
48	62	ER 25A	25	6.000	1:1	x	x	100		MPU.M25.E25.AH0.5480B

Benzinger

Radial-Bohr- und Fräskopf
Radial drilling and milling head

WG 35



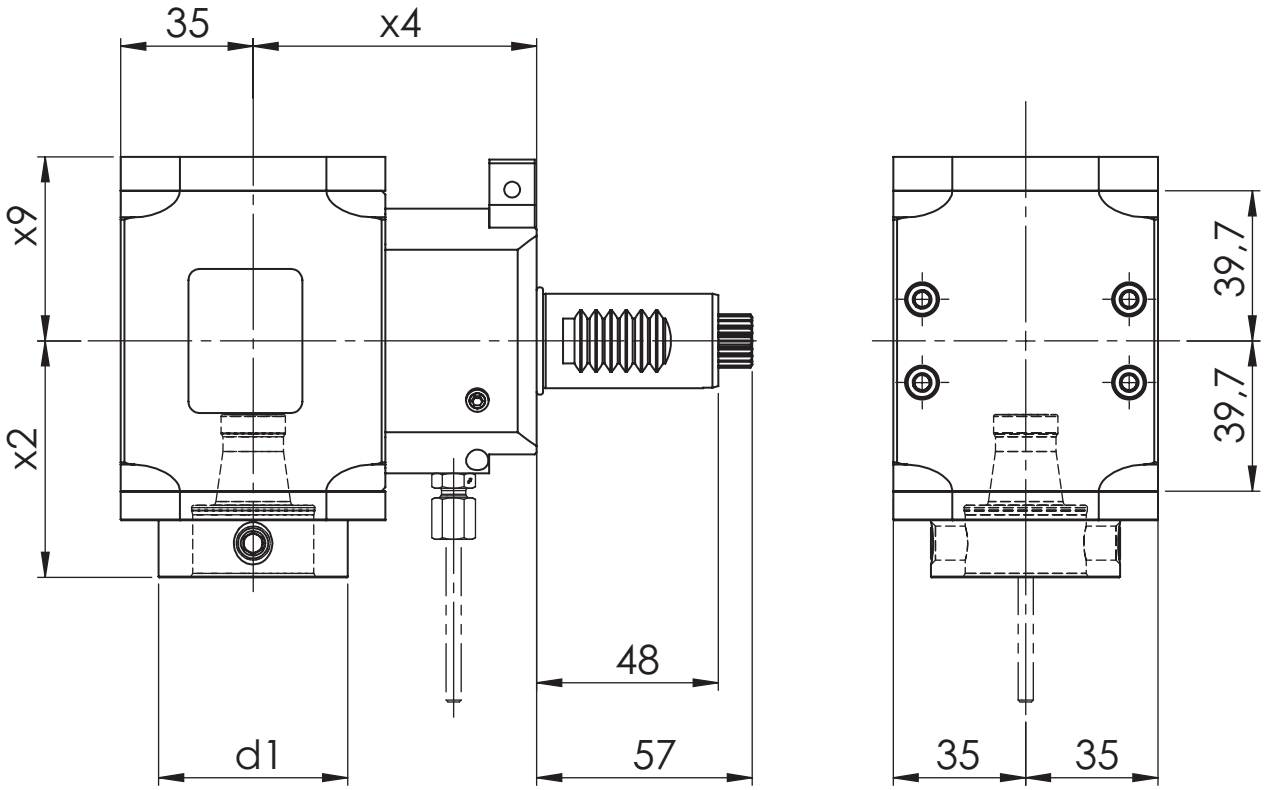

[mm] **d1**	[mm] **x2**	[mm] **x4**	[mm] **x9**	Spindle **Spindel**	[Nm] **T max**	[rpm] **n max**	**i**	ec **Ak**	ic **Ik**	[bar] **p**	Version **Ausführung**	Order no. **Bestellnummer**
50	62,5	75	48,7	WFB 32-20	25	6.000	1:1	x			L/R	MPU.M25.B32.RA0.5480B
50	62,5	75	57,7	WFB 32-20	25	6.000	1:1	x	x	80	L/R	MPU.M25.B32.RE0.5480B

Spare Parts
Ersatzteile

threaded taper pin **Kegelgewindestift**	Spindle **Spindel**	Tightening torque [Nm] **Anzugsmoment [Nm]**	Oder no **Bestellnummer**
M10X1	WFB 32-20	20	WFS.M10X1X11



Benzinger

Radial-Bohr- und Fräskopf
Radial drilling and milling head

WG 35

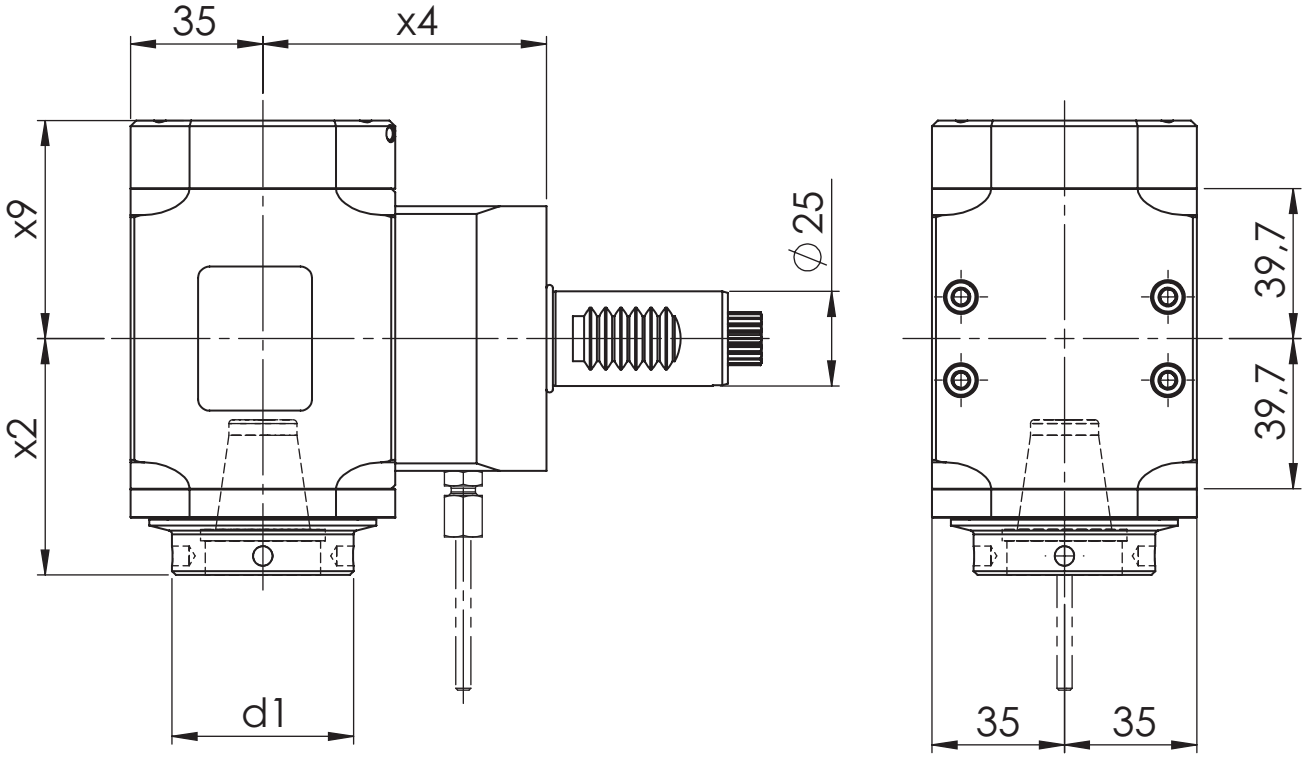

[mm] **d1**	[mm] **x2**	[mm] **x4**	[mm] **x9**	Spindle **Spindel**	[Nm] **T max**	[rpm] **n max**	**i**	ec **Ak**	ic **Ik**	[bar] **p**	Version **Ausführung**	Order no. **Bestellnummer**
48	62,5	75	57,7	ER 25A	25	6.000	1:1	x	x	80	L/R	MPU.M25.E25.RE0.5480B

Modulare Aggregatetechnik

CMZ

Werkzeugtechnik

Katalog CMZ-01

Werkzeugtechnik

Inhaltsverzeichnis für CMZ

Table of contents for CMZ

Beschreibung / Description	Seite / Page
CMZ Schafttyp BMT 55	**4.1 - 4.3**

CMZ

Axial-Bohr- und Fräskopf
Axial drilling and milling head

WG 35



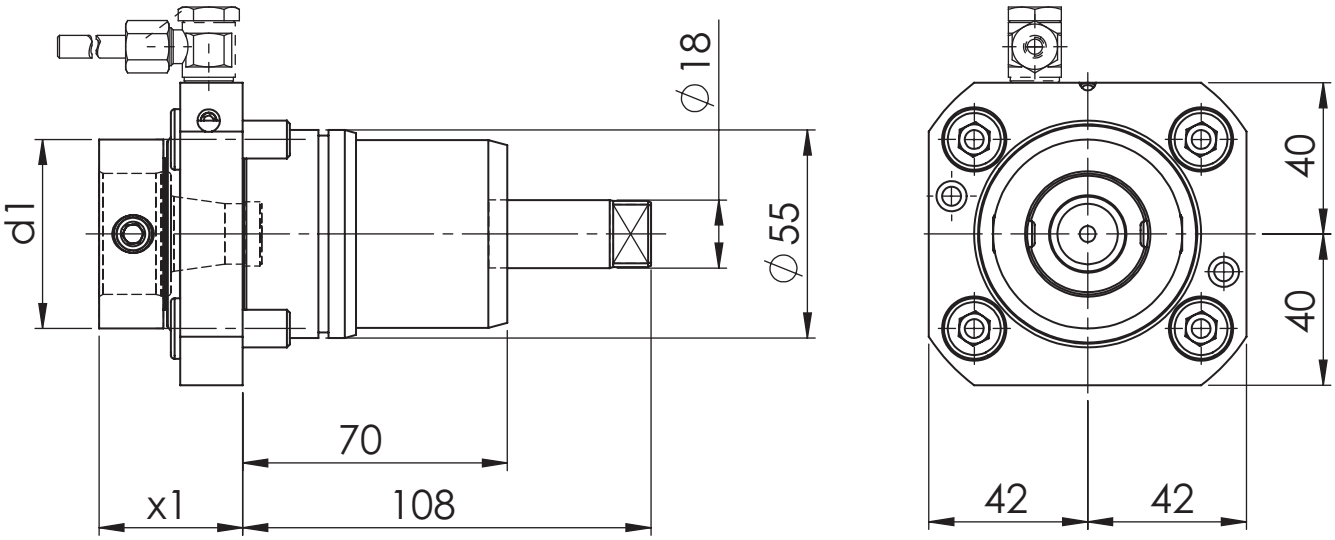

[mm] **d1**	[mm] **x1**	Spindle **Spindel**	[Nm] **T max**	[rpm] **n max**	**i**	ec **Ak**	ic **Ik**	[bar] **p**	Version **Ausführung**	Order no. **Bestellnummer**
50	38	WFB 32-20	50	6.000	1:1	x				MPU.Z55.B32.AA0.CMZ
50	38	WFB 32-20	50	6.000	1:1	x	x	20		MPU.Z55.B32.AE0.CMZ

Spare Parts
Ersatzteile

threaded taper pin **Kegelgewindestift**	Spindle **Spindel**	Tightening torque [Nm] **Anzugsmoment [Nm]**	Oder no **Bestellnummer**
M10X1	WFB 32-20	20	WFS.M10X1X11



CMZ

Radial-Bohr- und Fräskopf
Radial drilling and milling head

WG 35

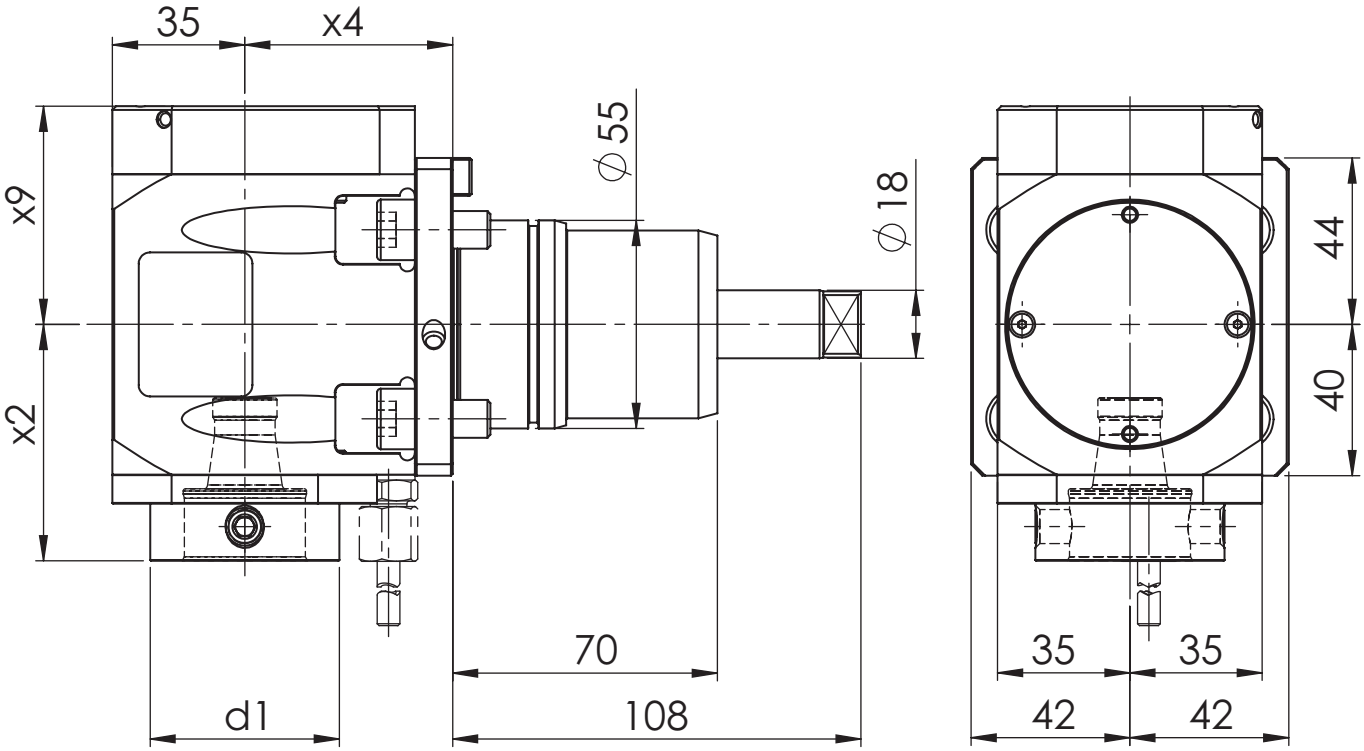

[mm] **d1**	[mm] **x2**	[mm] **x4**	[mm] **x9**	Spindle **Spindel**	[Nm] **T max**	[rpm] **n max**	**i**	ec **Ak**	ic **Ik**	[bar] **p**	Version **Ausführung**	Order no. **Bestellnummer**
50	62,5	55	57,7	WFB 32-20	50	6.000	1:1	x				MPU.Z55.B32.RA0.CMZ
50	62,5	55	57,7	WFB 32-20	50	6.000	1:1	x	x	80		MPU.Z55.B32.RE0.CMZ

Spare Parts
Ersatzteile

threaded taper pin **Kegelgewindestift**	Spindle **Spindel**	Tightening torque [Nm] **Anzugsmoment [Nm]**	Oder no **Bestellnummer**
M10X1	WFB 32-20	20	WFS.M10X1X11

CMZ

Radial-Bohr- und Fräskopf
Radial drilling and milling head

WG 35



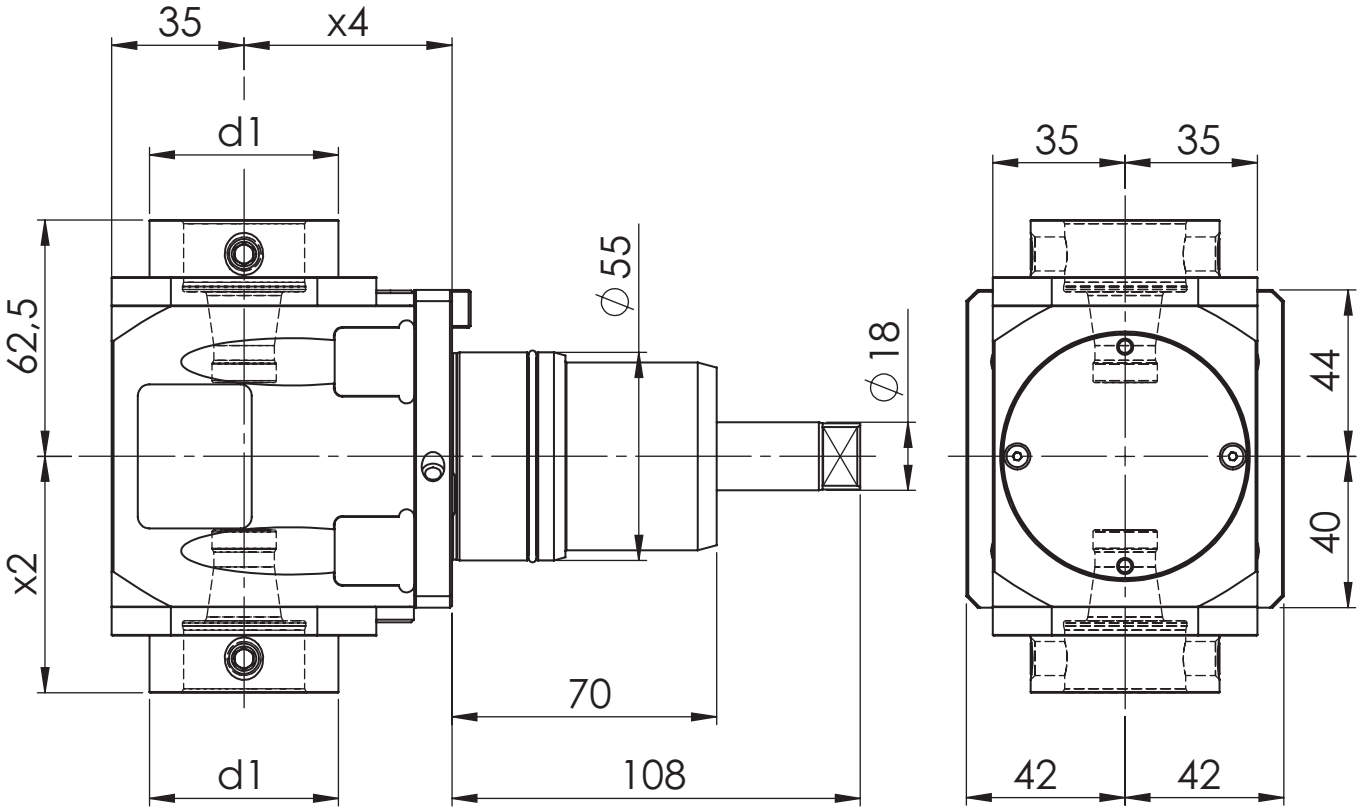

[mm] **d1**	[mm] **x2**	[mm] **x4**	Spindle **Spindel**	[Nm] **T max**	[rpm] **n max**	**i**	ec **Ak**	ic **Ik**	[bar] **p**	Version **Ausführung**	Order no. **Bestellnummer**
50	62,5	55	WFB 32-20	50	6.000	1:1	x				MPU.Z55.B32.2A0.CMZ

Spare Parts
Ersatzteile

threaded taper pin **Kegelgewindestift**	Spindle **Spindel**	Tightening torque [Nm] **Anzugsmoment [Nm]**	Oder no **Bestellnummer**
M10X1	WFB 32-20	20	WFS.M10X1X11

Modulare Aggregatetechnik

DMG MORI

W&F Werkzeugtechnik

Katalog DMG-01

Werkzeugtechnik

Inhaltsverzeichnis für DMG MORI

Table of contents for DMG MORI

Beschreibung / Description	Seite / Page
DMG MORI Schafttyp BMT 40	**5.1 - 5.7**
DMG MORI Schafttyp BMT 50	**5.8 - 5.15**

DMG MORI

Axial Bohr- und Fräskopf
Axial drilling and milling head

WG 35



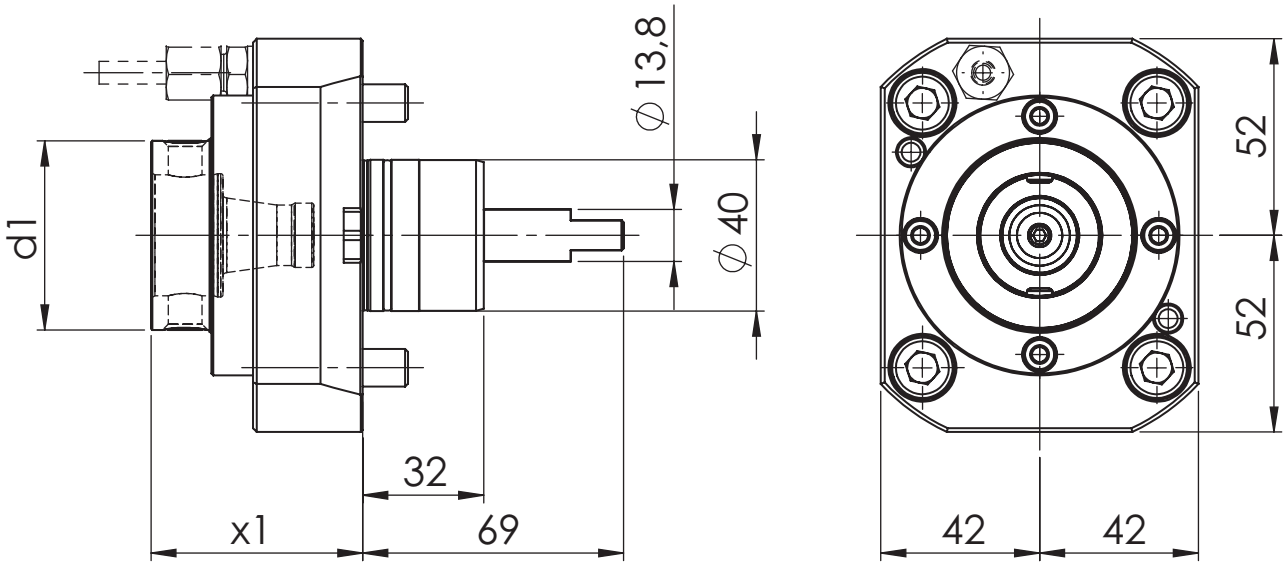

[mm] **d1**	[mm] **x1**	Spindle **Spindel**	[Nm] **T max**	[rpm] **n max**	**i**	ec **Ak**	ic **Ik**	[bar] **p**	Version **Ausführung**	Order no. **Bestellnummer**
50	56	WFB 32-20	50	12.000	1:1	x				MPU.Z40.B32.AA0.NZ41
50	56	WFB 32-20	50	12.000	1:1	x	x	25		MPU.Z40.B32.AE0.NZ41

Spare Parts
Ersatzteile

threaded taper pin **Kegelgewindestift**	Spindle **Spindel**	Tightening torque [Nm] **Anzugsmoment [Nm]**	Oder no **Bestellnummer**
M10X1	WFB 32-20	20	WFS.M10X1X11



DMG MORI

Axial Bohr- und Fräskopf
Axial drilling and milling head

WG 35

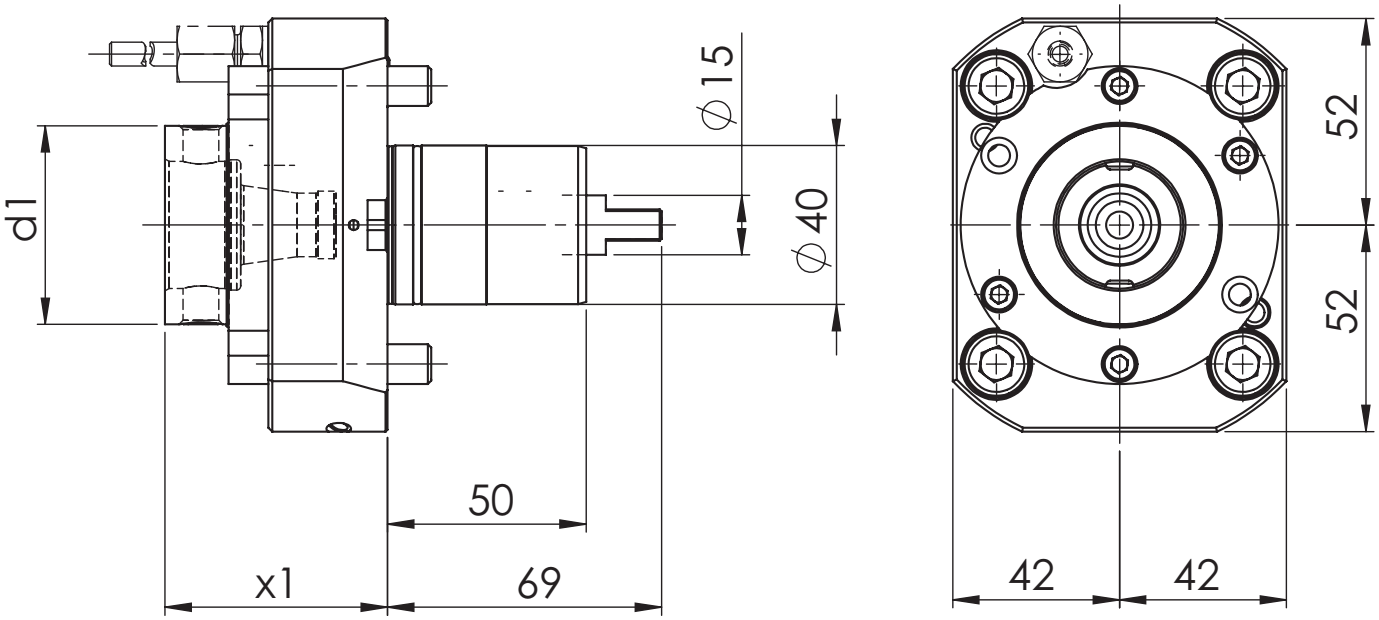

[mm] **d1**	[mm] **x1**	Spindle **Spindel**	[Nm] **T max**	[rpm] **n max**	**i**	ec **Ak**	ic **Ik**	[bar] **p**	Version **Ausführung**	Order no. **Bestellnummer**
50	56	WFB 32-20	50	12.000	1:1	x				MPU.Z40.B32.AA0.NZ41V
50	56	WFB 32-20	50	12.000	1:1	x	x	25		MPU.Z40.B32.AE0.NZ41V
50	56	WFB 32-20	50	12.000	1:1	x	x	80		MPU.Z40.B32.AE0.NZ41VH

Spare Parts
Ersatzteile

threaded taper pin **Kegelgewindestift**	Spindle **Spindel**	Tightening torque [Nm] **Anzugsmoment [Nm]**	Oder no **Bestellnummer**
M10X1	WFB 32-20	20	WFS.M10X1X11

DMG MORI

Axial Bohr- und Fräskopf
Axial drilling and milling head

WG 35

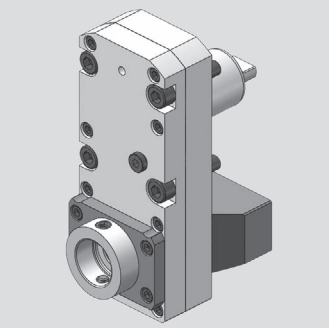

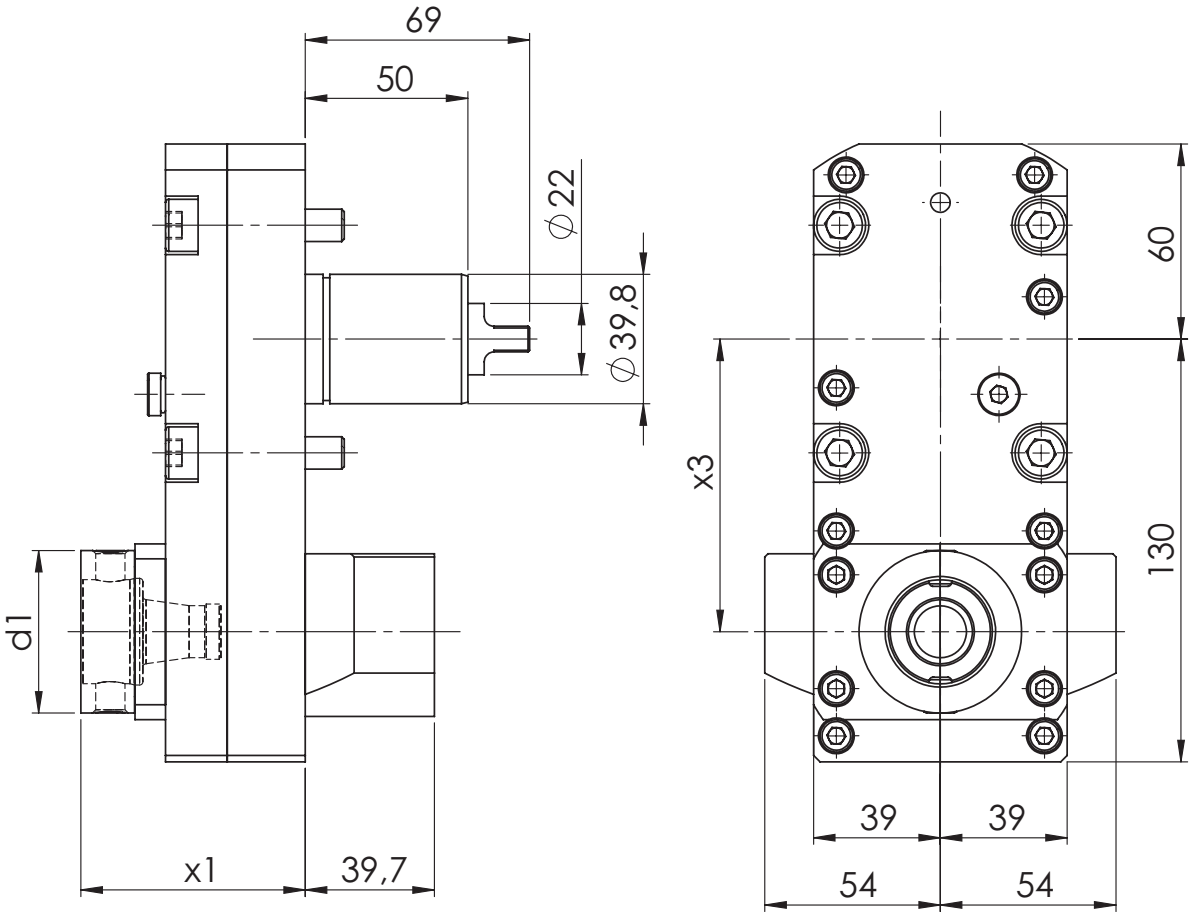

[mm] **d1**	[mm] **x1**	[mm] **x3**	Spindle **Spindel**	[Nm] **T max**	[rpm] **n max**	**i**	ec **Ak**	ic **Ik**	[bar] **p**	Version **Ausführung**	Order no. **Bestellnummer**
50	69	90	WFB 32-20	70	6.000	2:1	x	x	80		MPU.Z40.B32.CE0.NZ41V

Spare Parts
Ersatzteile

threaded taper pin **Kegelgewindestift**	Spindle **Spindel**	Tightening torque [Nm] **Anzugsmoment [Nm]**	Oder no **Bestellnummer**
M10X1	WFB 32-20	20	WFS.M10X1X11



DMG MORI

Radial Bohr- und Fräskopf
Radial drilling and milling head

WG 35

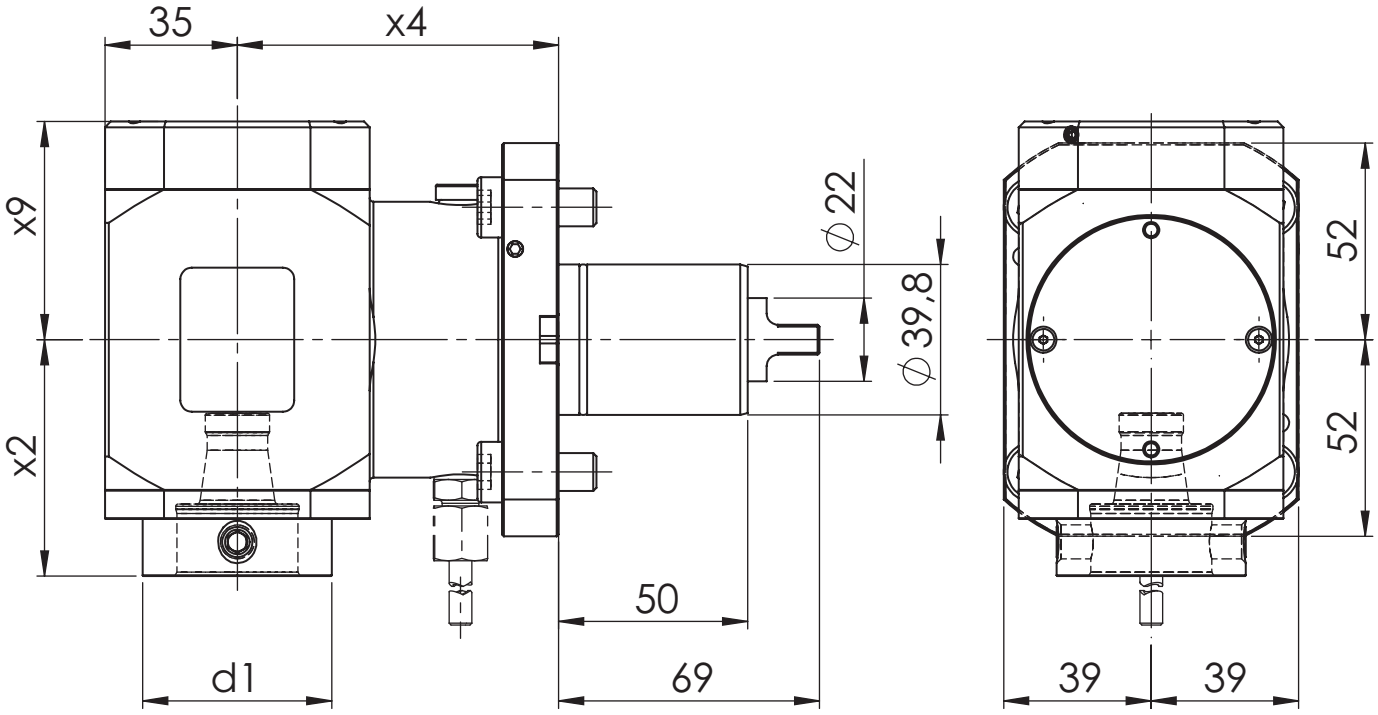

[mm] **d1**	[mm] **x2**	[mm] **x4**	[mm] **x9**	Spindle **Spindel**	[Nm] **T max**	[rpm] **n max**	**i**	ec **Ak**	ic **Ik**	[bar] **p**	Version **Ausführung**	Order no. **Bestellnummer**
50	62,5	85	48,7	WFB 32-20	50	12.000	1:1	x				MPU.Z40.B32.RA0.NZ49V
50	62,5	85	57,7	WFB 32-20	50	12.000	1:1	x	x	80		MPU.Z40.B32.RE0.NZ49V

Spare Parts
Ersatzteile

threaded taper pin **Kegelgewindestift**	Spindle **Spindel**	Tightening torque [Nm] **Anzugsmoment [Nm]**	Oder no **Bestellnummer**
M10X1	WFB 32-20	20	WFS.M10X1X11

DMG MORI

Radial Bohr- und Fräskopf
Radial drilling and milling head

WG 35

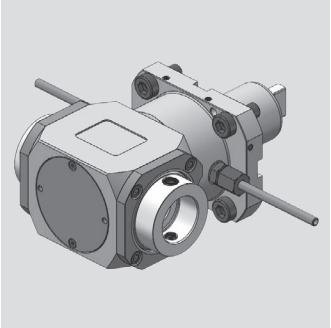

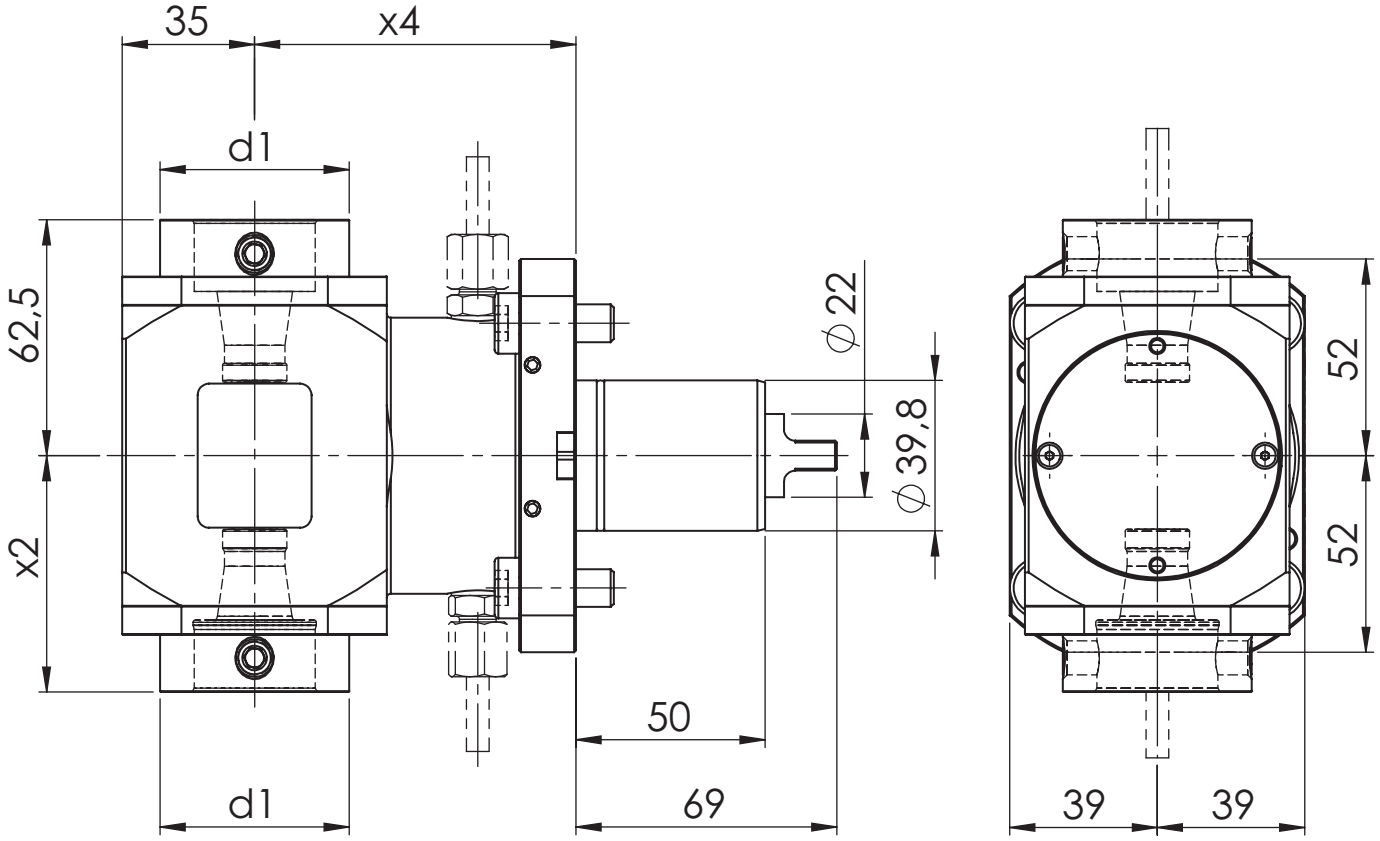

[mm] **d1**	[mm] **x2**	[mm] **x4**	Spindle **Spindel**	[Nm] **T max**	[rpm] **n max**	**i**	ec **Ak**	ic **Ik**	[bar] **p**	Version **Ausführung**	Order no. **Bestellnummer**
50	62,5	85	WFB 32-20	50	12.000	1:1	x				MPU.Z40.B32.2A0.NZ49V

Spare Parts
Ersatzteile

threaded taper pin **Kegelgewindestift**	Spindle **Spindel**	Tightening torque [Nm] **Anzugsmoment [Nm]**	Oder no **Bestellnummer**
M10X1	WFB 32-20	20	WFS.M10X1X11



DMG MORI

Radial Bohr- und Fräskopf
Radial drilling and milling head

WG 35

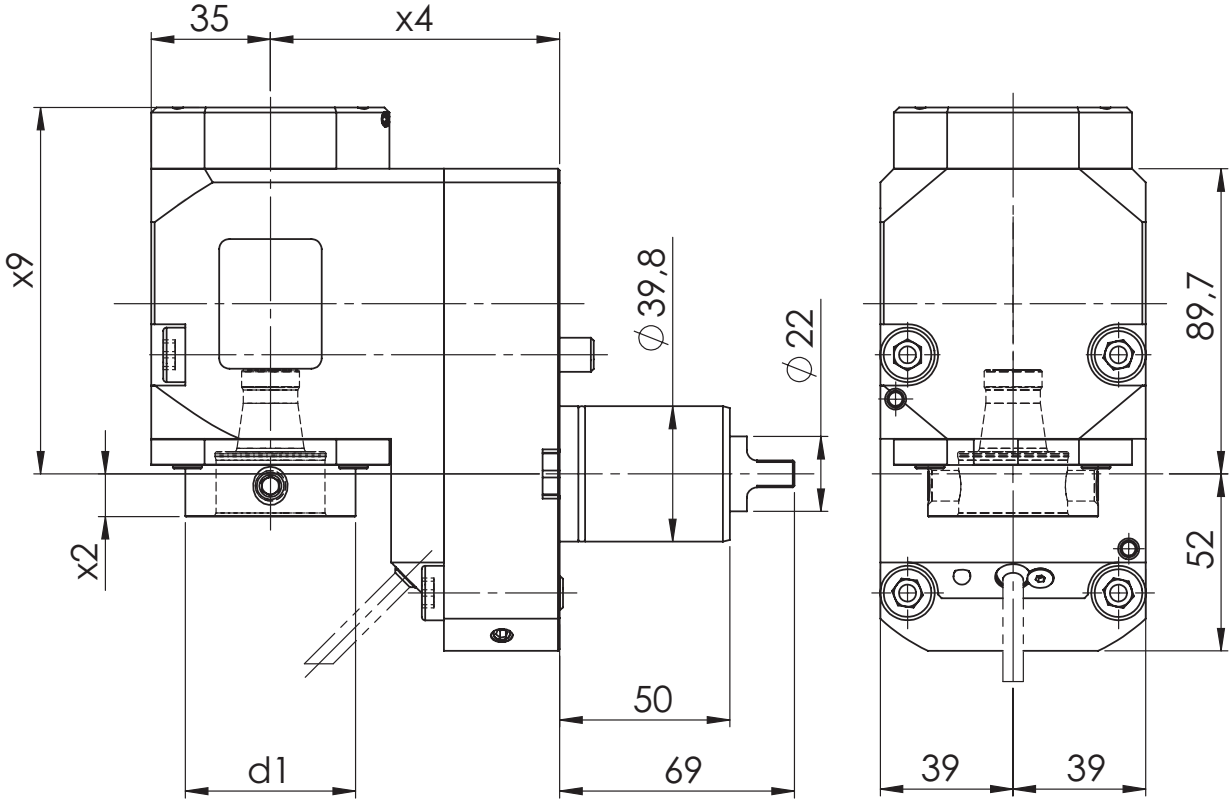

[mm] **d1**	[mm] **x2**	[mm] **x4**	[mm] **x9**	Spindle **Spindel**	[Nm] **T max**	[rpm] **n max**	**i**	ec **Ak**	ic **Ik**	[bar] **p**	Version **Ausführung**	Order no. **Bestellnummer**
50	12,5	85	98,7	WFB 32-20	50	12.000	1:1	x				MPU.Z40.B32.VA0.NZ49V
50	12,5	85	107,7	WFB 32-20	50	12.000	1:1	x	x	80		MPU.Z40.B32.VE0.NZ49V
50	12,5	85	98,7	WFB 32-20	70	6.000	2:1	x				MPU.Z40.B32.WA0.NZ49V
50	12,5	85	107,7	WFB 32-20	70	6.000	2:1	x	x	80		MPU.Z40.B32.WE0.NZ49V
50	12,5	85	107,7	WFB 32-20	15	24.000	1:2	x	x	80		MPU.Z40.B32.XE0.NZ49V

Spare Parts
Ersatzteile

threaded taper pin **Kegelgewindestift**	Spindle **Spindel**	Tightening torque [Nm] **Anzugsmoment [Nm]**	Oder no **Bestellnummer**
M10X1	WFB 32-20	20	WFS.M10X1X11

DMG MORI

Bohr- und Fräskopf winkelverstellbar
Drilling and milling swivel head

WG 35



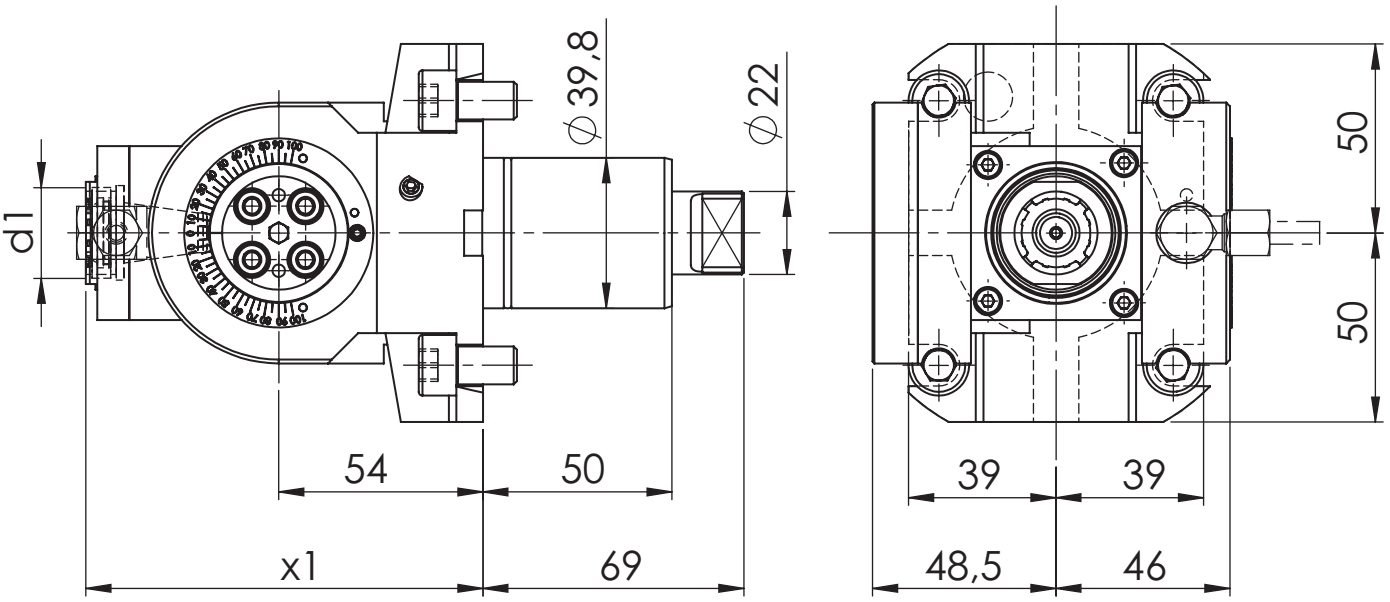

[mm] **d1**	[mm] **x1**	Spindle **Spindel**	[Nm] **T max**	[rpm] **n max**	**i**	ec **Ak**	ic **Ik**	[bar] **p**	Version **Ausführung**	Order no. **Bestellnummer**
24	105	ER 16	16	12.000	1:1	x				MPU.Z40.E16.SA0.NZ41
24	105	ER 16	16	12.000	1:1	x	x	80		MPU.Z40.E16.SE0.NZ41



DMG MORI

Axial Bohr- und Fräskopf
Axial drilling and milling head

WG 35

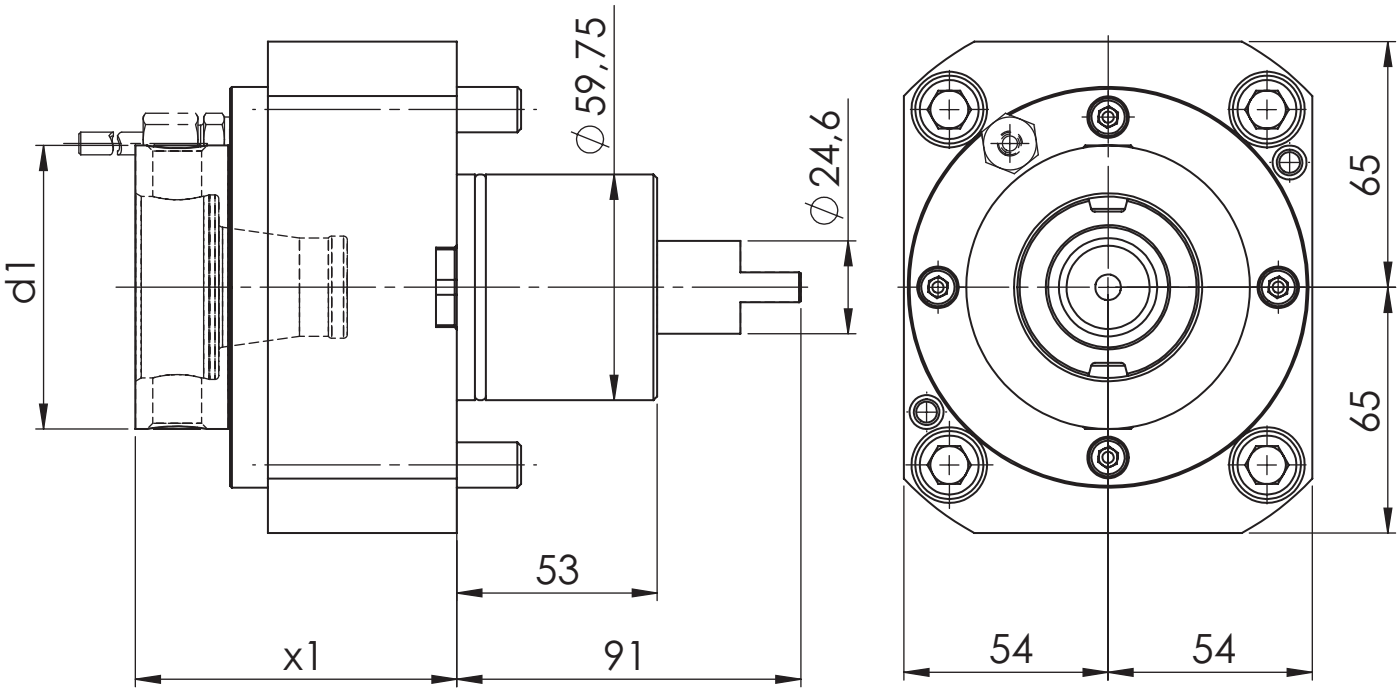

[mm] **d1**	[mm] **x1**	Spindle **Spindel**	[Nm] **T max**	[rpm] **n max**	**i**	ec **Ak**	ic **Ik**	[bar] **p**	Version **Ausführung**	Order no. **Bestellnummer**
63	85	WFB 40-25	100	6.000	1:1	x				MPU.Z50.B40.AA0.3551
63	85	WFB 40-25	100	6.000	1:1	x	x	20		MPU.Z50.B40.AE0.3551
75	85	WFB 50-32	100	6.000	1:1	x				MPU.Z50.B50.AA0.3551
75	85	WFB 50-32	100	6.000	1:1	x	x	20		MPU.Z50.B50.AE0.3551

Spare Parts
Ersatzteile

threaded taper pin **Kegelgewindestift**	Spindle **Spindel**	Tightening torque [Nm] **Anzugsmoment [Nm]**	Oder no **Bestellnummer**
M12x1	WFB 40-25	25	WFS.M12X1
M14x1	WFB 50-32	30	WFS.M14x1

DMG MORI

Axial Bohr- und Fräskopf
Axial drilling and milling head

WG 35



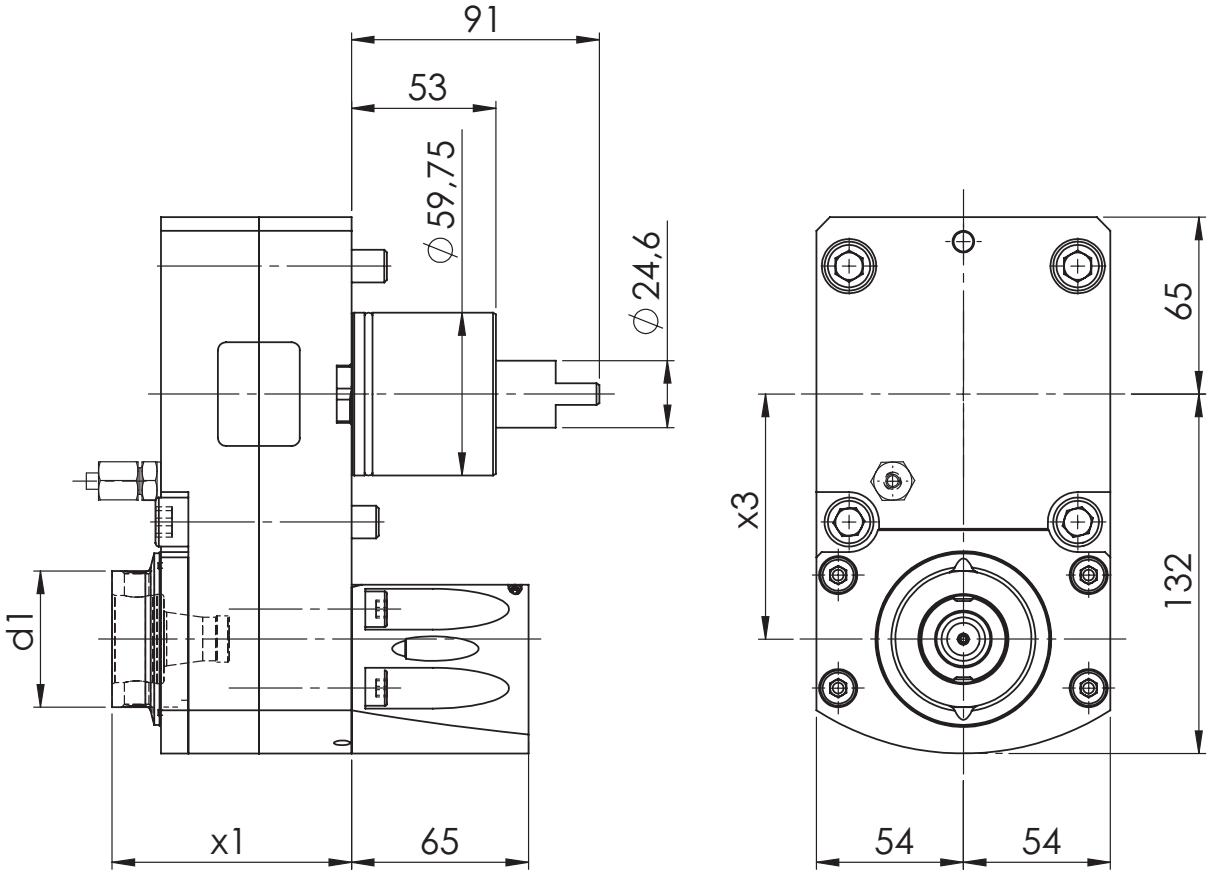

[mm] **d1**	[mm] **x1**	[mm] **x3**	Spindle **Spindel**	[Nm] **T max**	[rpm] **n max**	**i**	ec **Ak**	ic **Ik**	[bar] **p**	Version **Ausführung**	Order no. **Bestellnummer**
50	88	90	WFB 32-20	16	12.000	1:2	x	x	80		MPU.Z50.B32.BE0.3551

Spare Parts
Ersatzteile

threaded taper pin **Kegelgewindestift**	Spindle **Spindel**	Tightening torque [Nm] **Anzugsmoment [Nm]**	Oder no **Bestellnummer**
M10X1	WFB 32-20	20	WFS.M10X1X11



DMG MORI

Axial Bohr- und Fräskopf
Axial drilling and milling head

WG 35

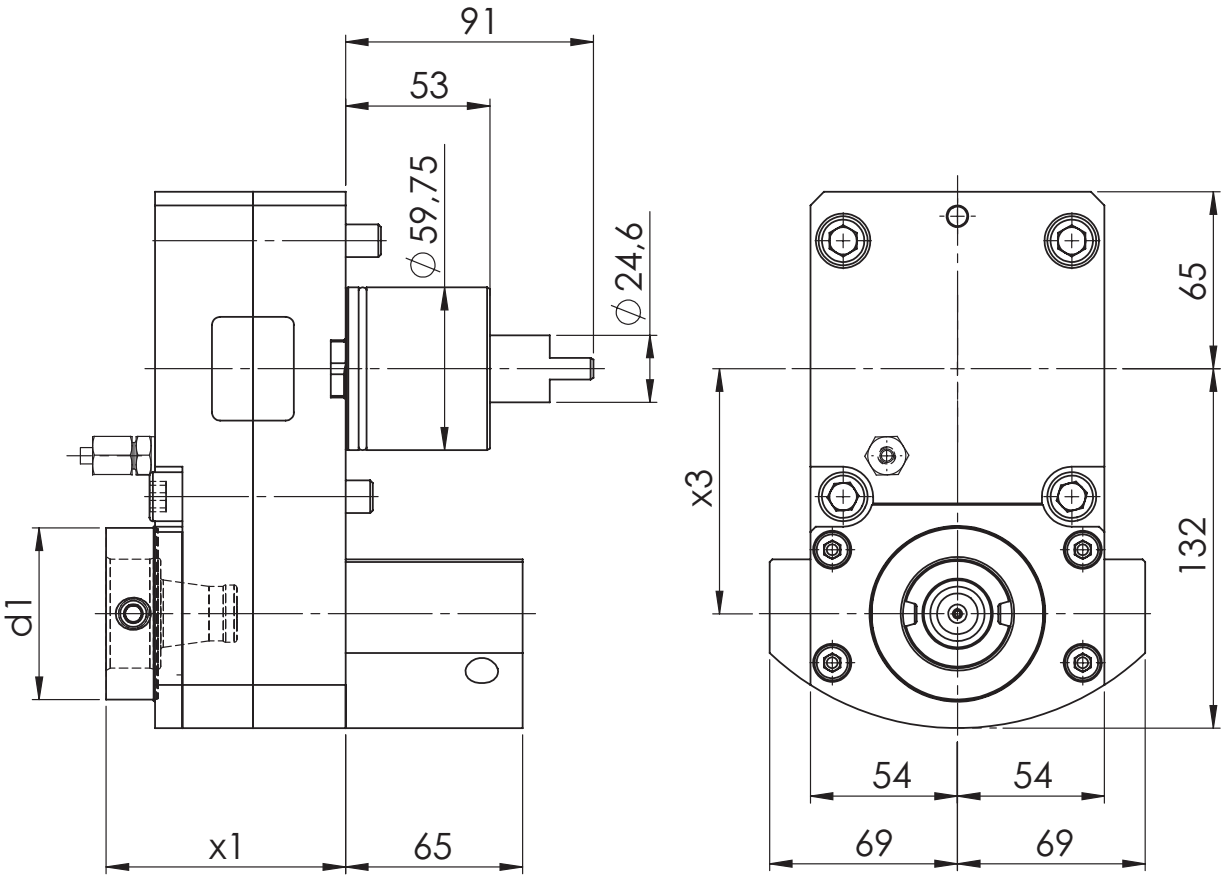

[mm] **d1**	[mm] **x1**	[mm] **x3**	Spindle **Spindel**	[Nm] **T max**	[rpm] **n max**	**i**	ec **Ak**	ic **Ik**	[bar] **p**	Version **Ausführung**	Order no. **Bestellnummer**
63	88	90	WFB 40-25	100	3.000	2:1	x				MPU.Z50.B40.CA0.3551
63	88	90	WFB 40-25	100	3.000	2:1	x	x	80		MPU.Z50.B40.CE0.3551

Spare Parts
Ersatzteile

threaded taper pin **Kegelgewindestift**	Spindle **Spindel**	Tightening torque [Nm] **Anzugsmoment [Nm]**	Oder no **Bestellnummer**
M12x1	WFB 40-25	25	WFS.M12X1

DMG MORI

Radial Bohr- und Fräskopf
Radial drilling and milling head

WG 35

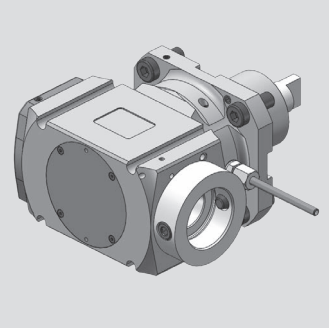

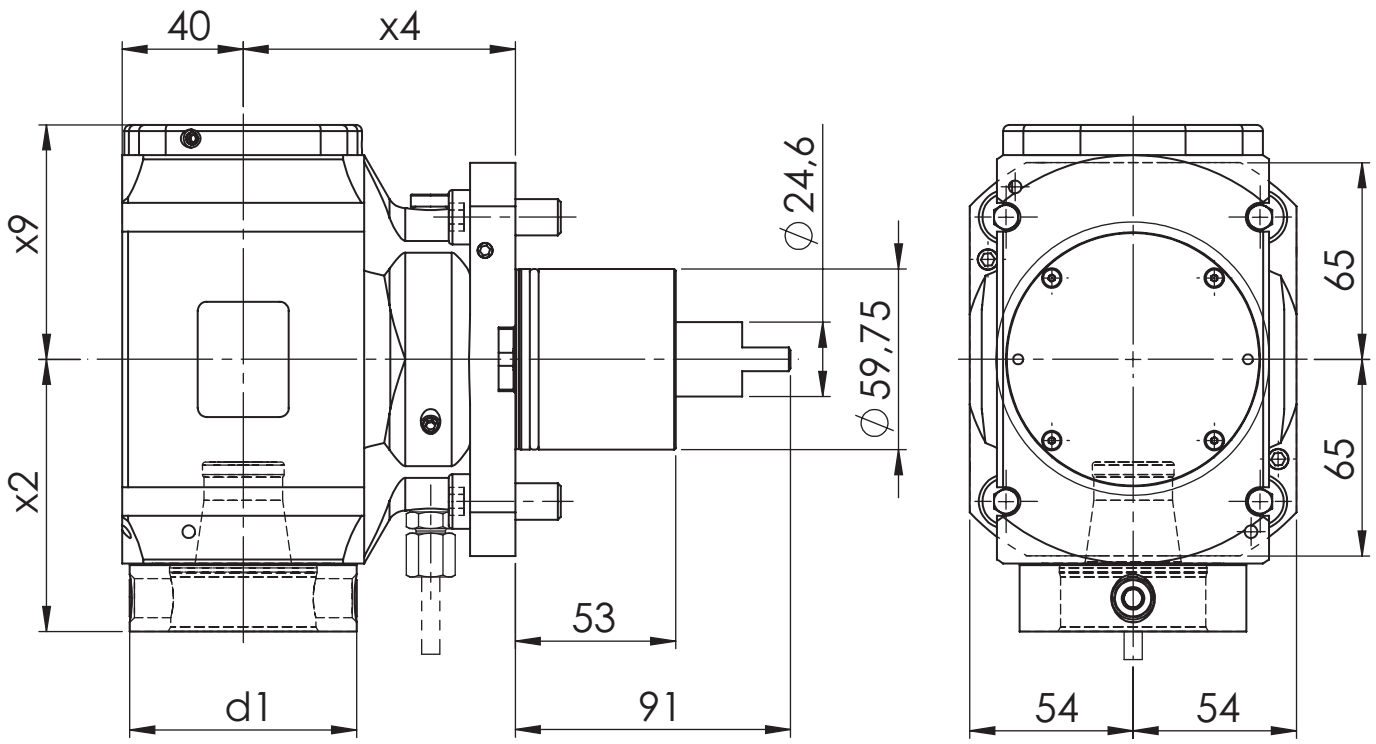

[mm] **d1**	[mm] **x2**	[mm] **x4**	[mm] **x9**	Spindle **Spindel**	[Nm] **T max**	[rpm] **n max**	**i**	ec **Ak**	ic **Ik**	[bar] **p**	Version **Ausführung**	Order no. **Bestellnummer**
63	90	90	77,5	WFB 40-25	100	6.000	1:1	x				MPU.Z50.B40.RA0.3559
63	90	90	77,5	WFB 40-25	100	6.000	1:1	x	x	80		MPU.Z50.B40.RE0.3559
75	90	90	77,5	WFB 50-32	100	6.000	1:1	x				MPU.Z50.B50.RA0.3559
75	90	90	77,5	WFB 50-32	100	6.000	1:1	x	x	80		MPU.Z50.B50.RE0.3559

Spare Parts
Ersatzteile

threaded taper pin **Kegelgewindestift**	Spindle **Spindel**	Tightening torque [Nm] **Anzugsmoment [Nm]**	Oder no **Bestellnummer**
M12x1	WFB 40-25	25	WFS.M12X1
M14x1	WFB 50-32	30	WFS.M14x1



DMG MORI

Radial Bohr- und Fräskopf
Radial drilling and milling head

WG 35

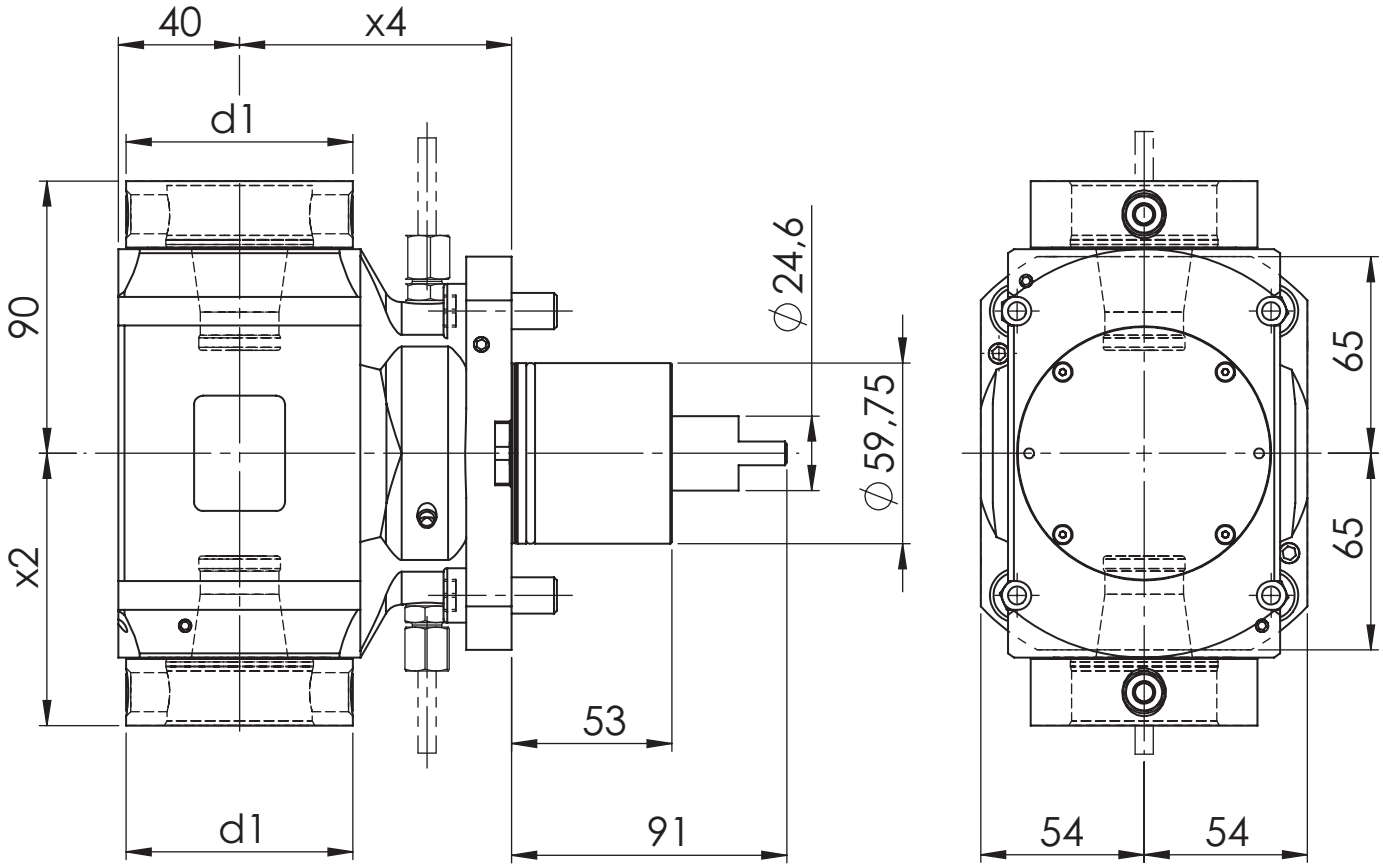

[mm] **d1**	[mm] **x2**	[mm] **x4**	Spindle **Spindel**	[Nm] **T max**	[rpm] **n max**	**i**	ec **Ak**	ic **Ik**	[bar] **p**	Version **Ausführung**	Order no. **Bestellnummer**
63	90	90	WFB 40-25	100	6.000	1:1	x				MPU.Z50.B40.2A0.3559
75	90	90	WFB 50-32	100	6.000	1:1	x				MPU.Z50.B50.2A0.3559

Spare Parts
Ersatzteile

threaded taper pin **Kegelgewindestift**	Spindle **Spindel**	Tightening torque [Nm] **Anzugsmoment [Nm]**	Oder no **Bestellnummer**
M12x1	WFB 40-25	25	WFS.M12X1
M14x1	WFB 50-32	30	WFS.M14x1

DMG MORI

Radial Bohr- und Fräskopf
Radial drilling and milling head

WG 35



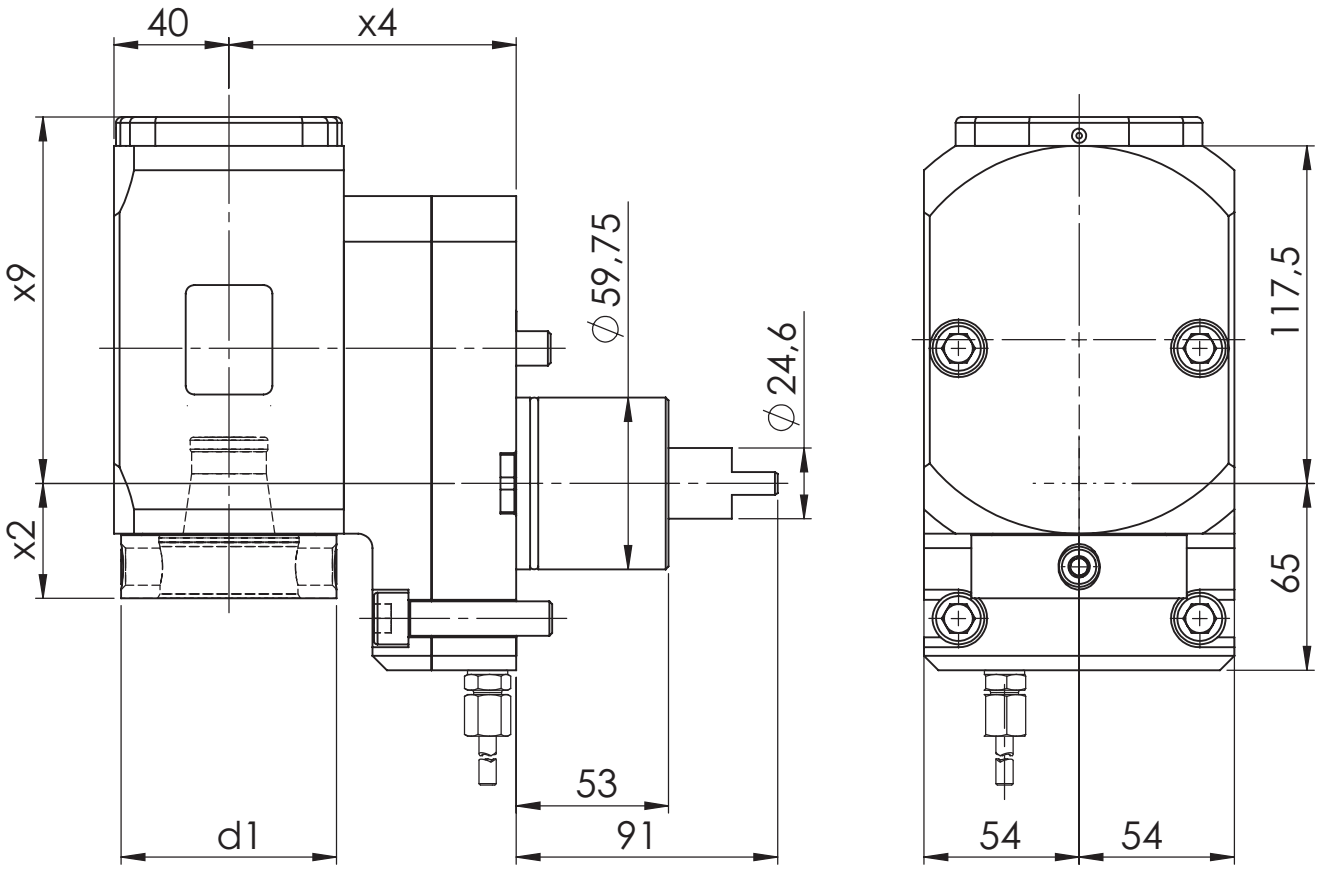

[mm] **d1**	[mm] **x2**	[mm] **x4**	[mm] **x9**	Spindle **Spindel**	[Nm] **T max**	[rpm] **n max**	**i**	ec **Ak**	ic **Ik**	[bar] **p**	Version **Ausführung**	Order no. **Bestellnummer**
63	40	100	127,5	WFB 40-25	100	3.000	2:1	x	x	80		MPU.Z50.B40.WE0.3559
75	40	100	125,5	WFB 50-32	100	3.000	2:1	x				MPU.Z50.B50.WA0.3559
75	40	100	127,5	WFB 50-32	100	3.000	2:1	x	x	80		MPU.Z50.B50.WE0.3559

Spare Parts
Ersatzteile

threaded taper pin **Kegelgewindestift**	Spindle **Spindel**	Tightening torque [Nm] **Anzugsmoment [Nm]**	Oder no **Bestellnummer**
M12x1	WFB 40-25	25	WFS.M12X1
M14x1	WFB 50-32	30	WFS.M14x1



DMG MORI

Radial Bohr- und Fräskopf
Radial drilling and milling head

WG 35

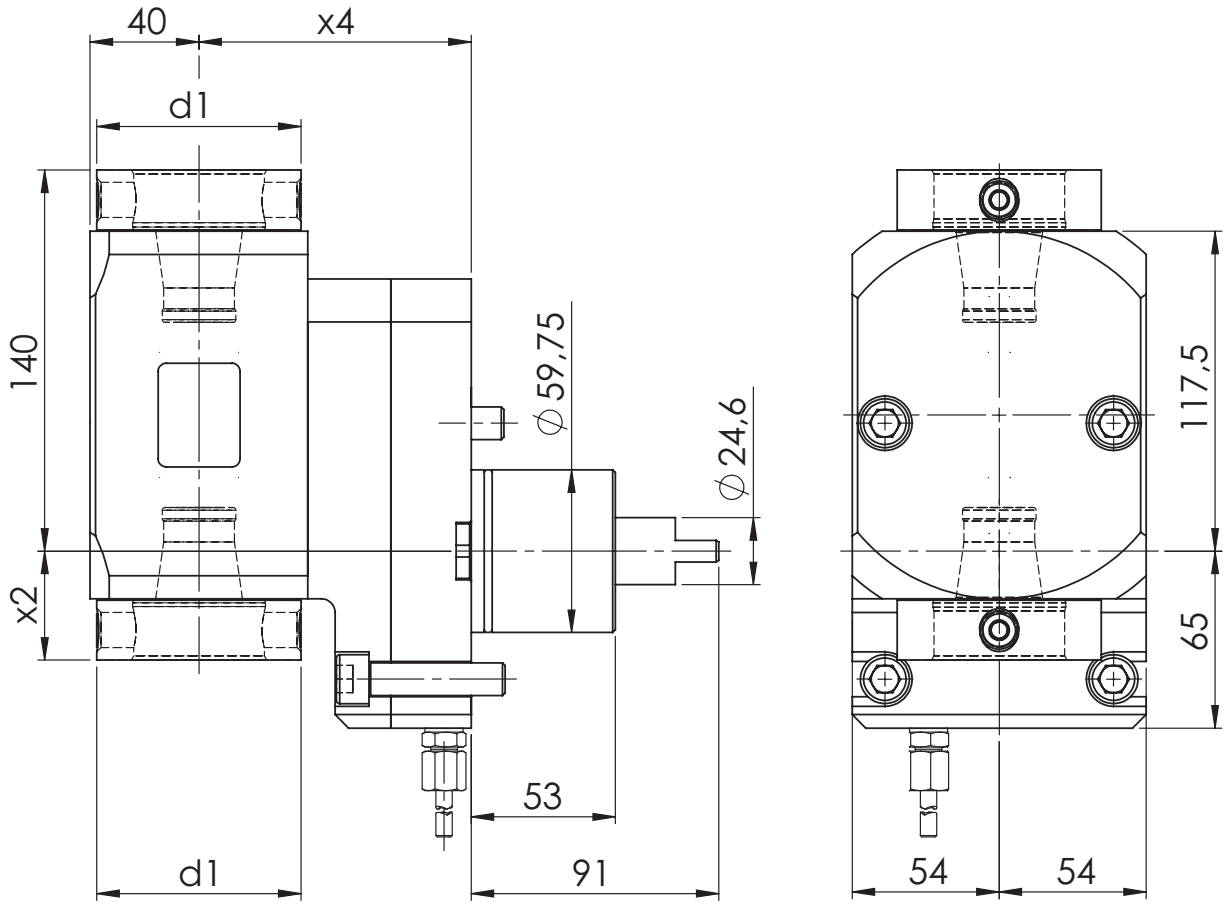

[mm] d1	[mm] x2	[mm] x4	Spindle Spindel	[Nm] T max	[rpm] n max	i	ec Ak	ic Ik	[bar] p	Version Ausführung	Order no. Bestellnummer
75	40	100	WFB 50-32	100	3.000	2:1	x				MPU.Z50.B50.2W0.3559

Spare Parts
Ersatzteile

threaded taper pin **Kegelgewindestift**	Spindle **Spindel**	Tightening torque [Nm] **Anzugsmoment [Nm]**	Oder no **Bestellnummer**
M14x1	WFB 50-32	30	WFS.M14x1

DMG MORI

Bohr- und Fräskopf winkelverstellbar
Drilling and milling swivel head

WG 35

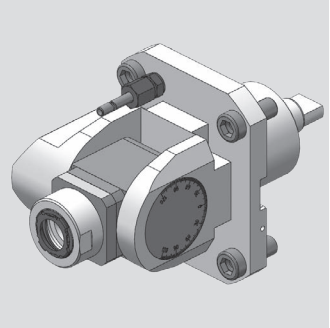

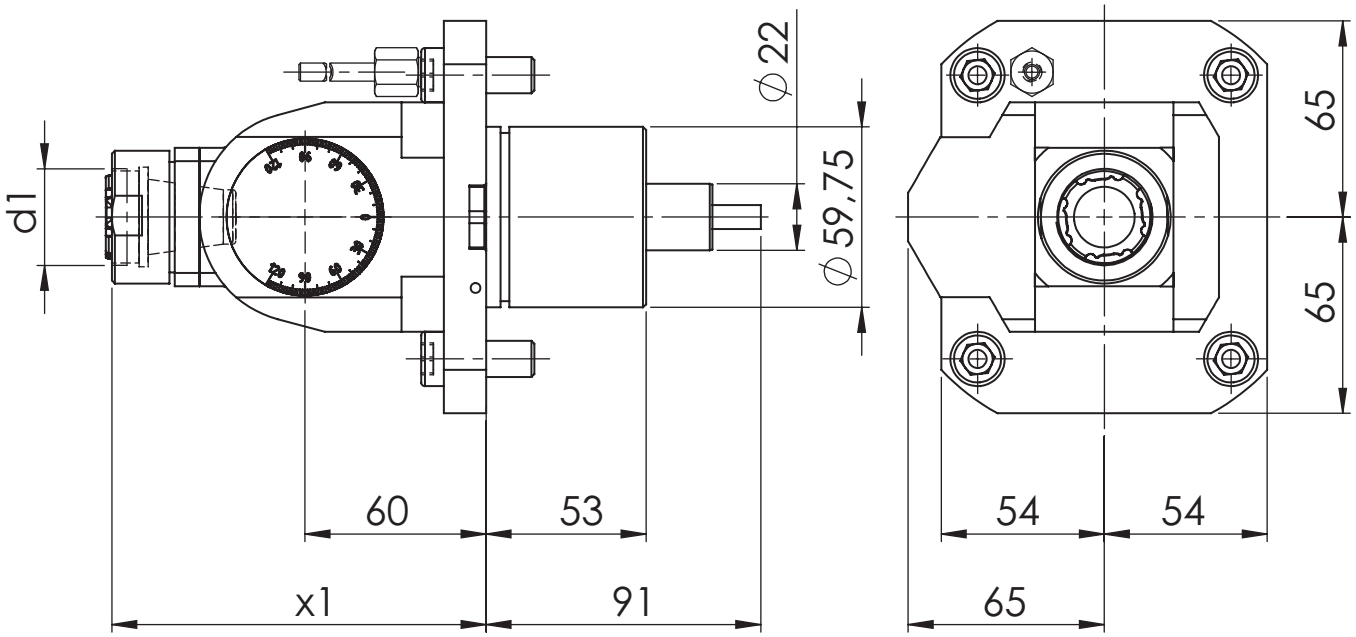

[mm]	[mm]		Spindle	[Nm]	[rpm]		ec	ic	[bar]	Version	Order no.
d1	**x1**	[	**Spindel**	**T max**	**n max**	**i**	**Ak**	**Ik**	**p**	**Ausführung**	**Bestellnummer**
32	124		ER 25	32	6.000	1:1	x				MPU.Z50.E25.SA0.3551

Modulare Aggregatetechnik

Doosan

Werkzeugtechnik

Katalog DOO-01

Werkzeugtechnik

Inhaltsverzeichnis für Doosan

Table of contents for Doosan

Beschreibung / Description	Seite / Page
Doosan Schafttyp BMT 45	**6.1 - 6.3**
Doosan Schafttyp BMT 55	**6.4 - 6.8**
Doosan Schafttyp BMT 65	**6.9 - 6.12**
Doosan Schafttyp BMT 75	**6.13 - 6.15**

Doosan

Axial Bohr- und Fräskopf
Axial drilling and milling head

WG 35



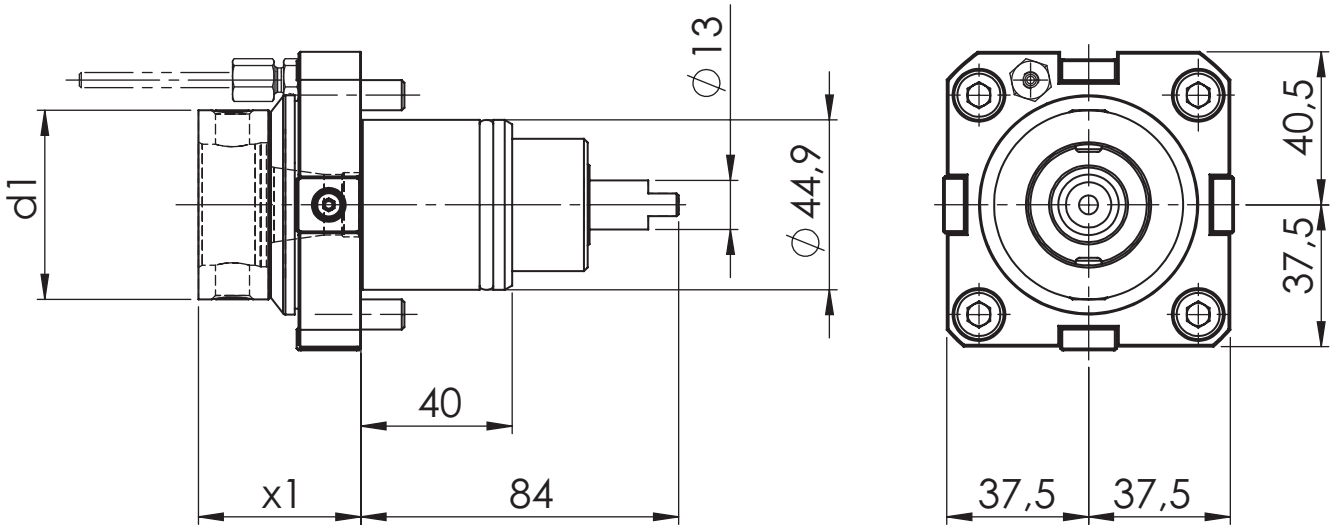

[mm] **d1**	[mm] **x1**	Spindle **Spindel**	[Nm] **T max**	[rpm] **n max**	**i**	ec **Ak**	ic **Ik**	[bar] **p**	Version **Ausführung**	Order no. **Bestellnummer**
50	43	WFB 32-20	25	8.000	1:1	x				MPU.Z45.B32.AA0.3531
50	43	WFB 32-20	25	8.000	1:1	x	x	20		MPU.Z45.B32.AE0.3531

Spare Parts
Ersatzteile

threaded taper pin **Kegelgewindestift**	Spindle **Spindel**	Tightening torque [Nm] **Anzugsmoment [Nm]**	Oder no **Bestellnummer**
M10X1	WFB 32-20	20	WFS.M10X1X11



Doosan

Radial Bohr- und Fräskopf
Radial drilling and milling head

WG 35

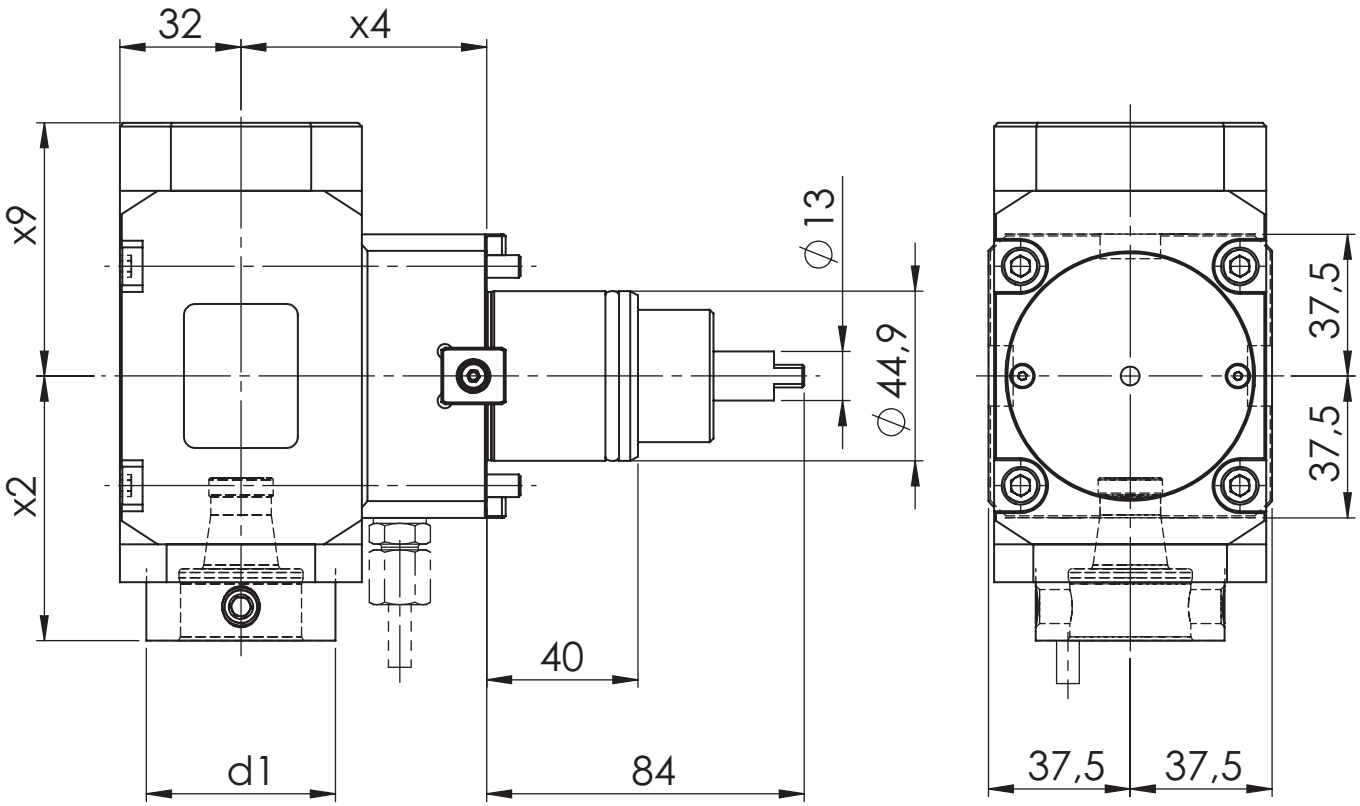

[mm] **d1**	[mm] **x2**	[mm] **x4**	[mm] **x9**	Spindle **Spindel**	[Nm] **T max**	[rpm] **n max**	**i**	ec **Ak**	ic **Ik**	[bar] **p**	Version **Ausführung**	Order no. **Bestellnummer**
50	70	65	58	WFB 32-20	25	8.000	1:1	x				MPU.Z45.B32.RA0.3539
50	70	65	67	WFB 32-20	25	8.000	1:1	x	x	80		MPU.Z45.B32.RE0.3539

Spare Parts
Ersatzteile

threaded taper pin **Kegelgewindestift**	Spindle **Spindel**	Tightening torque [Nm] **Anzugsmoment [Nm]**	Oder no **Bestellnummer**
M10X1	WFB 32-20	20	WFS.M10X1X11

Doosan

Radial Bohr- und Fräskopf
Radial drilling and milling head

WG 35



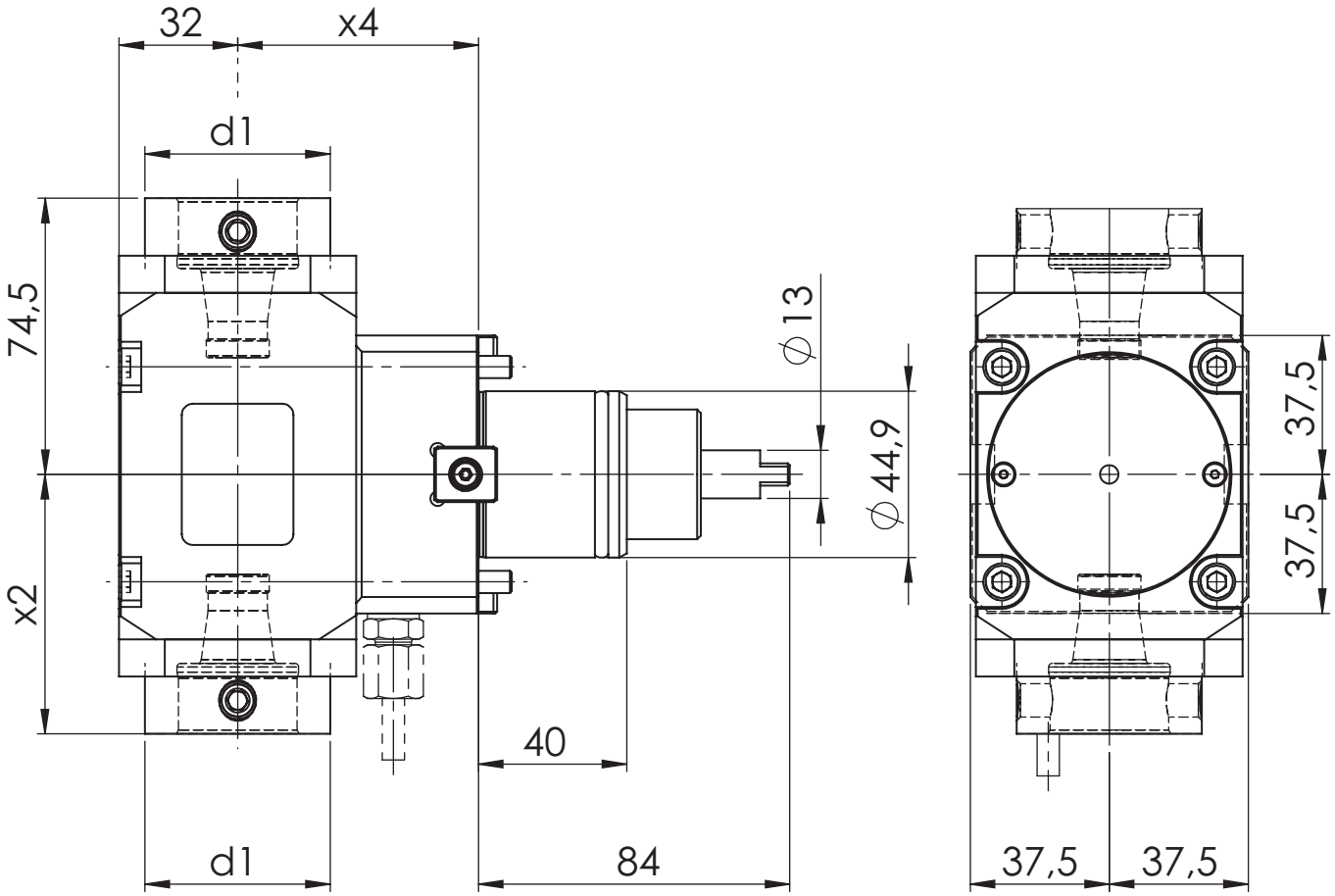

[mm] **d1**	[mm] **x2**	[mm] **x4**	Spindle **Spindel**	[Nm] **T max**	[rpm] **n max**	**i**	ec **Ak**	ic **Ik**	[bar] **p**	Version **Ausführung**	Order no. **Bestellnummer**
50	70	65	WFB 32-20	25	8.000	1:1	x				MPU.Z45.B32.2A0.3539

Spare Parts
Ersatzteile

threaded taper pin **Kegelgewindestift**	Spindle **Spindel**	Tightening torque [Nm] **Anzugsmoment [Nm]**	Oder no **Bestellnummer**
M10X1	WFB 32-20	20	WFS.M10X1X11



Doosan

Axial Bohr- und Fräskopf
Axial drilling and milling head

WG 35

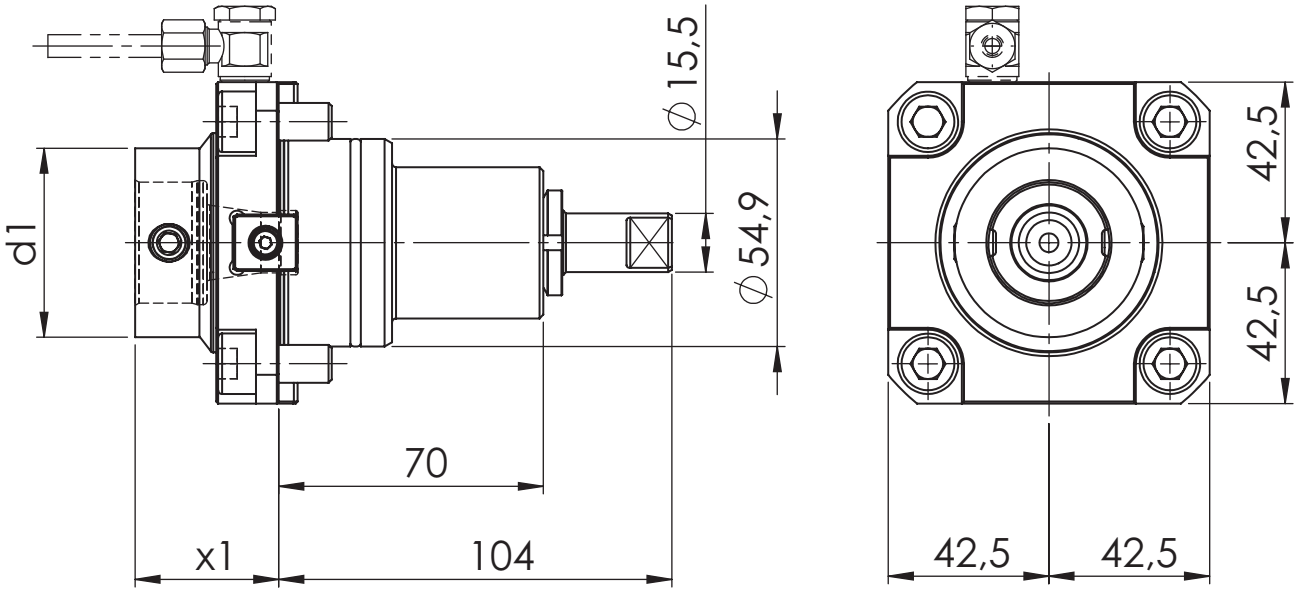

[mm] **d1**	[mm] **x1**	Spindle **Spindel**	[Nm] **T max**	[rpm] **n max**	**i**	ec **Ak**	ic **Ik**	[bar] **p**	Version **Ausführung**	Order no. **Bestellnummer**
50	38	WFB 32-20	50	6.000	1:1	x				MPU.Z55.B32.AA0.4441
50	38	WFB 32-20	50	6.000	1:1	x	x	20		MPU.Z55.B32.AE0.4441

Spare Parts
Ersatzteile

threaded taper pin **Kegelgewindestift**	Spindle **Spindel**	Tightening torque [Nm] **Anzugsmoment [Nm]**	Oder no **Bestellnummer**
M10X1	WFB 32-20	20	WFS.M10X1X11

Doosan

Radial Bohr- und Fräskopf
Radial drilling and milling head

WG 35

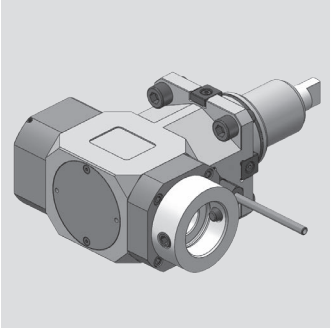

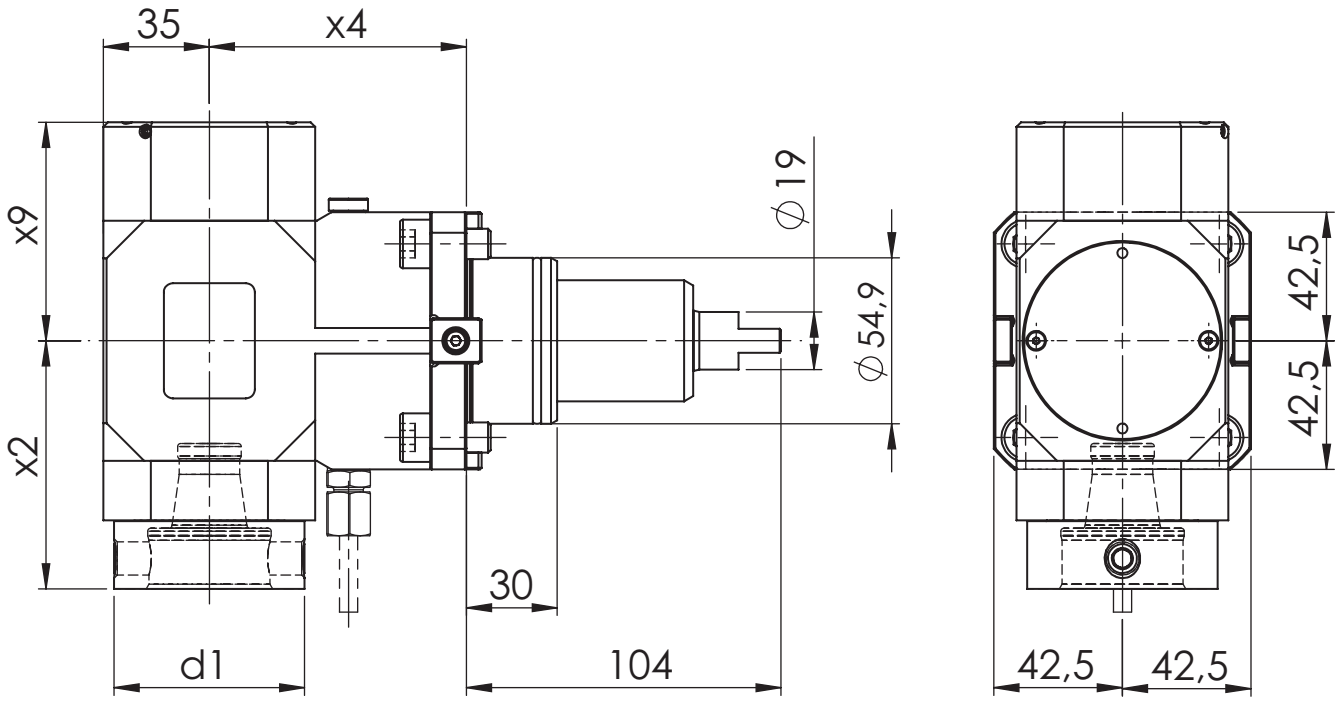

[mm] **d1**	[mm] **x2**	[mm] **x4**	[mm] **x9**	Spindle **Spindel**	[Nm] **T max**	[rpm] **n max**	**i**	ec **Ak**	ic **Ik**	[bar] **p**	Version **Ausführung**	Order no. **Bestellnummer**
50	62,5	85	47,4	WFB 32-20	50	6.000	1:1	x				MPU.Z55.B32.RA0.4449
50	62,5	85	57,7	WFB 32-20	50	6.000	1:1	x	x	80		MPU.Z55.B32.RE0.4449
63	82	85	62,5	WFB 40-25	50	6.000	1:1	x				MPU.Z55.B40.RA0.4449
63	82	85	72,2	WFB 40-25	50	6.000	1:1	x	x	80		MPU.Z55.B40.RE0.4449

Spare Parts
Ersatzteile

threaded taper pin **Kegelgewindestift**	Spindle **Spindel**	Tightening torque [Nm] **Anzugsmoment [Nm]**	Oder no **Bestellnummer**
M10X1	WFB 32-20	20	WFS.M10X1X11
M12X1	WFB 40-25	25	WFS.M12X1



Doosan

Radial Bohr- und Fräskopf
Radial drilling and milling head

WG 35

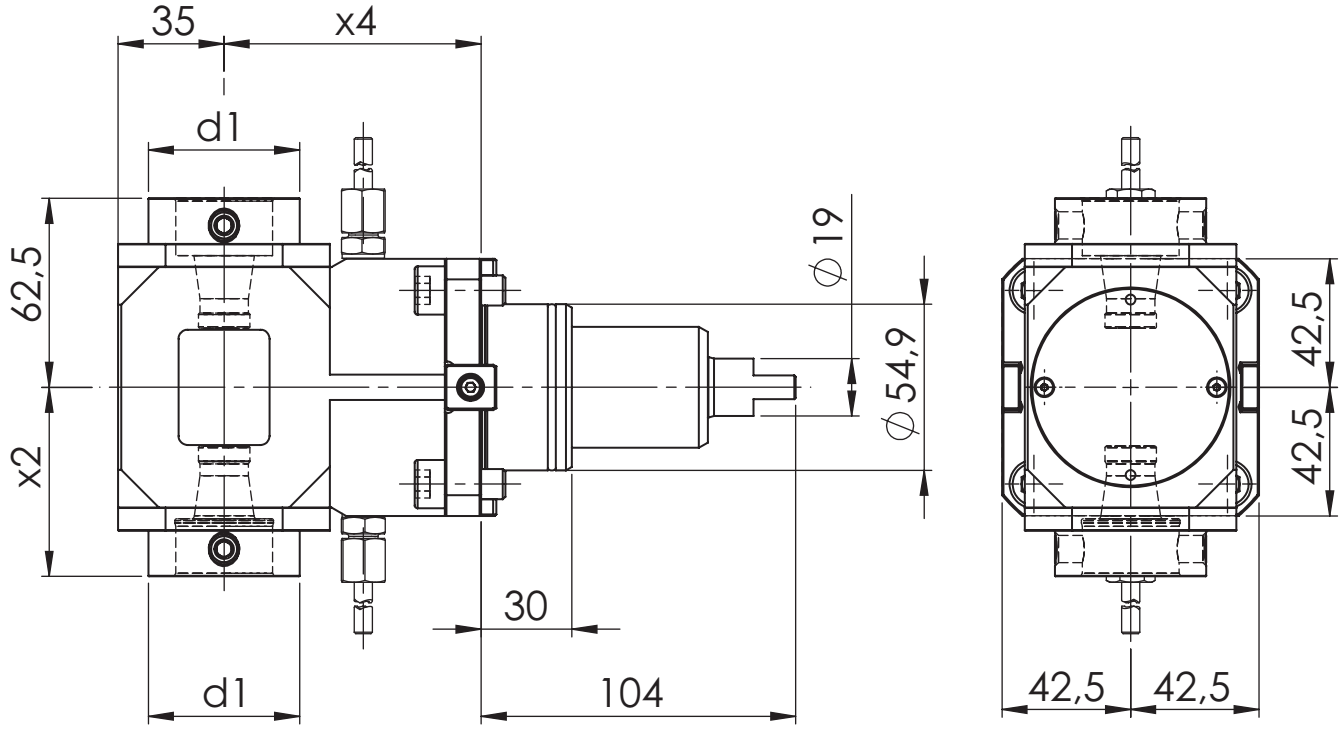

[mm] **d1**	[mm] **x2**	[mm] **x4**	Spindle **Spindel**	[Nm] **T max**	[rpm] **n max**	**i**	ec **Ak**	ic **Ik**	[bar] **p**	Version **Ausführung**	Order no. **Bestellnummer**
50	62,5	85	WFB 32-20	50	6.000	1:1	x				MPU.Z55.B32.2A0.4449

Spare Parts
Ersatzteile

threaded taper pin **Kegelgewindestift**	Spindle **Spindel**	Tightening torque [Nm] **Anzugsmoment [Nm]**	Oder no **Bestellnummer**
M10X1	WFB 32-20	20	WFS.M10X1X11

Doosan

Radial Bohr- und Fräskopf
Radial drilling and milling head

WG 35



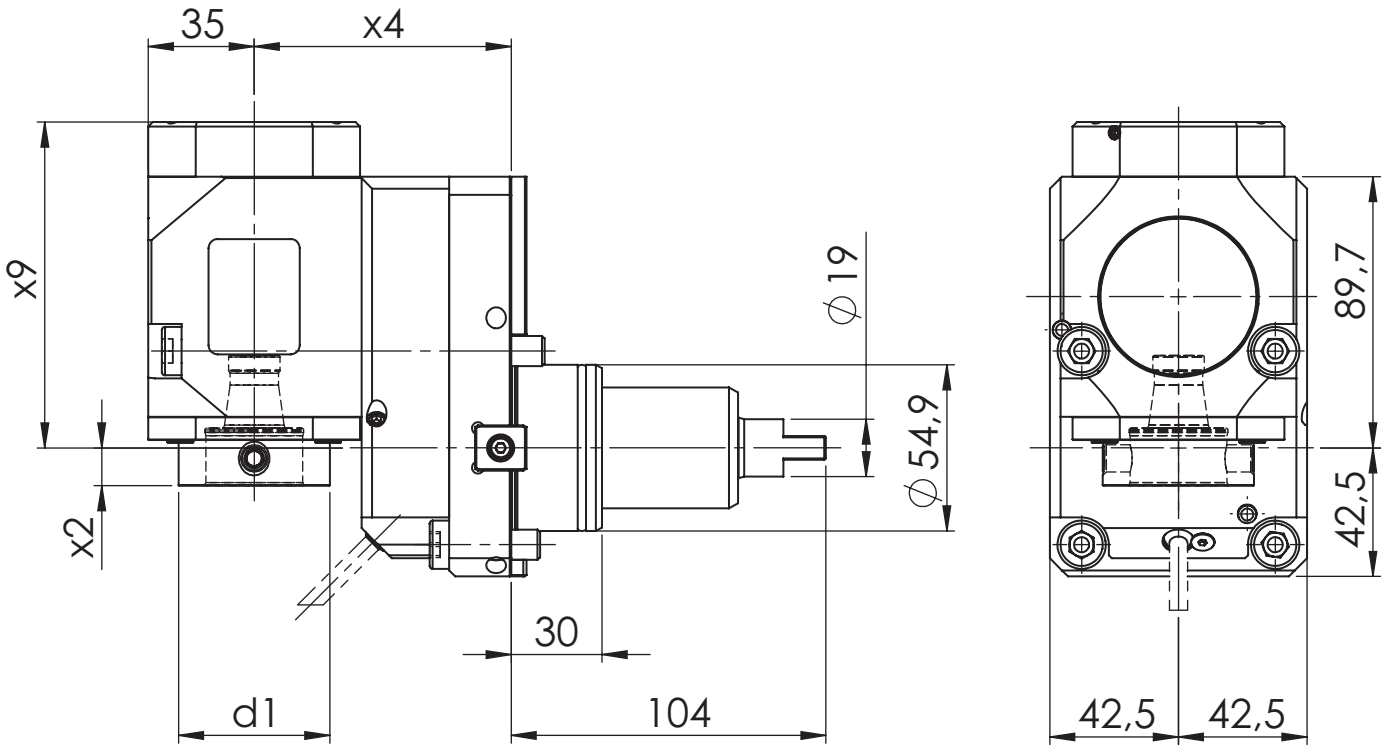

[mm] **d1**	[mm] **x2**	[mm] **x4**	[mm] **x9**	Spindle **Spindel**	[Nm] **T max**	[rpm] **n max**	**i**	ec **Ak**	ic **Ik**	[bar] **p**	Version **Ausführung**	Order no. **Bestellnummer**
50	12,5	85	98,7	WFB 32-20	50	6.000	1:1	x				MPU.Z55.B32.VA0.4449
50	12,5	85	107,7	WFB 32-20	50	6.000	1:1	x	x	80		MPU.Z55.B32.VE0.4449
50	12,5	85	98,7	WFB 32-20	70	3.000	2:1	x				MPU.Z55.B32.WA0.4449
50	12,5	85	107,7	WFB 32-20	70	3.000	2:1	x	x	80		MPU.Z55.B32.WE0.4449
50	12,5	85	98,7	WFB 32-20	25	12.000	1:2	x				MPU.Z55.B32.XA0.4449
50	12,5	85	107,7	WFB 32-20	25	12.000	1:2	x	x	80		MPU.Z55.B32.XE0.4449

Spare Parts
Ersatzteile

threaded taper pin **Kegelgewindestift**	Spindle **Spindel**	Tightening torque [Nm] **Anzugsmoment [Nm]**	Oder no **Bestellnummer**
M10X1	WFB 32-20	20	WFS.M10X1X11

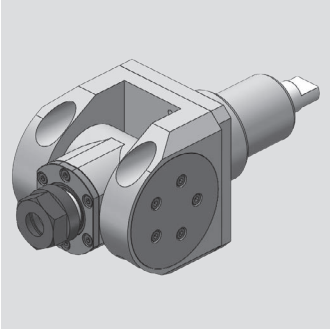

Doosan

Bohr- und Fräskopf winkelverstellbar
Drilling and milling swivel head

WG 35

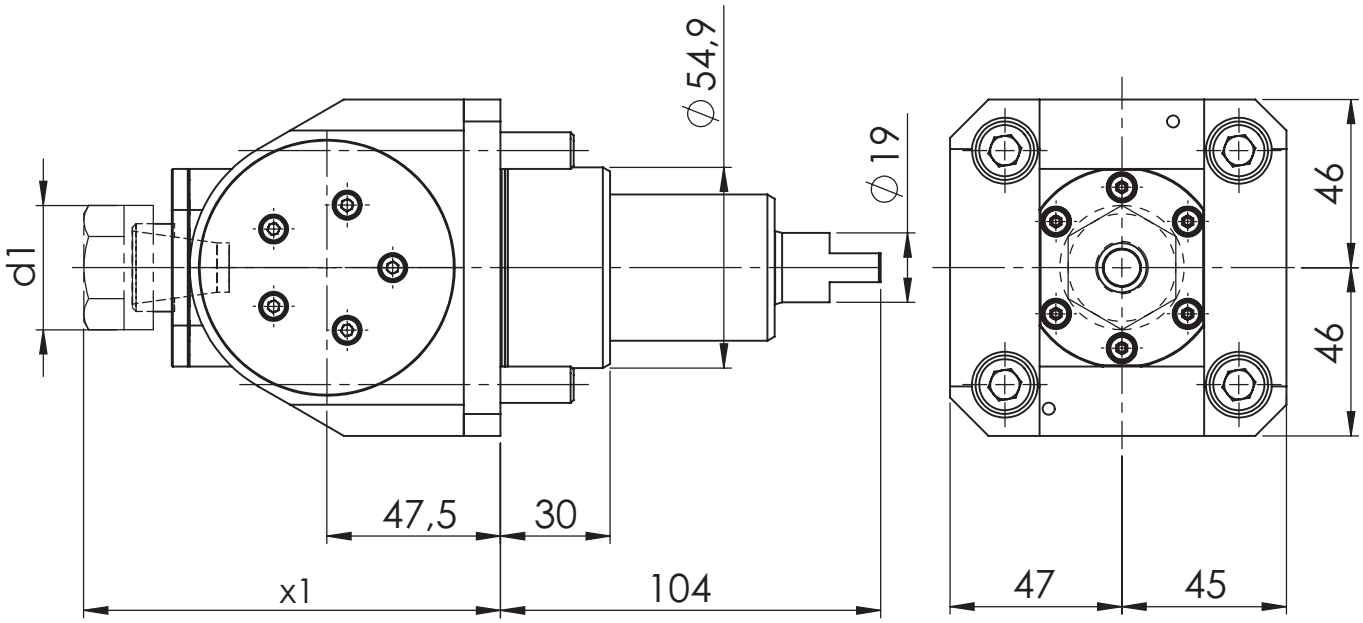

[mm] **d1**	[mm] **x1**	Spindle **Spindel**	[Nm] **T max**	[rpm] **n max**	**i**	ec **Ak**	ic **Ik**	[bar] **p**	Version **Ausführung**	Order no. **Bestellnummer**
34	114	ER 20	16	6.000	1:1	x				MPU.Z55.E20.SA0.4441

Doosan

Axial Bohr- und Fräskopf
Axial drilling and milling head

WG 35



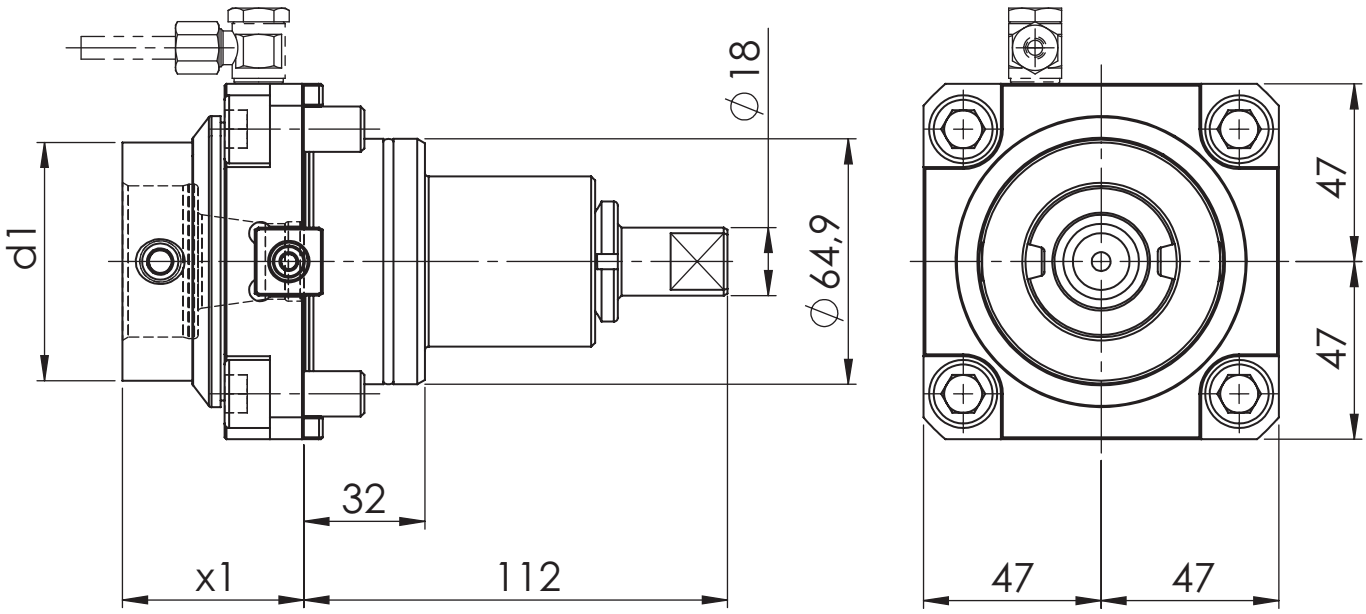

[mm] **d1**	[mm] **x1**	Spindle **Spindel**	[Nm] **T max**	[rpm] **n max**	**i**	ec **Ak**	ic **Ik**	[bar] **p**	Version **Ausführung**	Order no. **Bestellnummer**
63	48	WFB 40-25	70	5.000	1:1	x				MPU.Z65.B40.AA0.7941
63	48	WFB 40-25	70	5.000	1:1	x	x	20		MPU.Z65.B40.AE0.7941

Spare Parts
Ersatzteile

threaded taper pin **Kegelgewindestift**	Spindle **Spindel**	Tightening torque [Nm] **Anzugsmoment [Nm]**	Oder no **Bestellnummer**
M12x1	WFB 40-25	25	WFS.M12X1

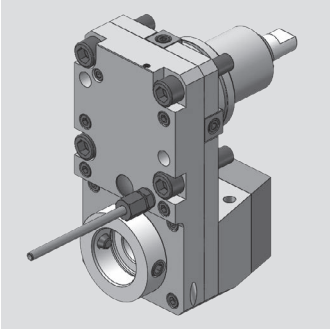

Doosan

Axial Bohr- und Fräskopf
Axial drilling and milling head

WG 35

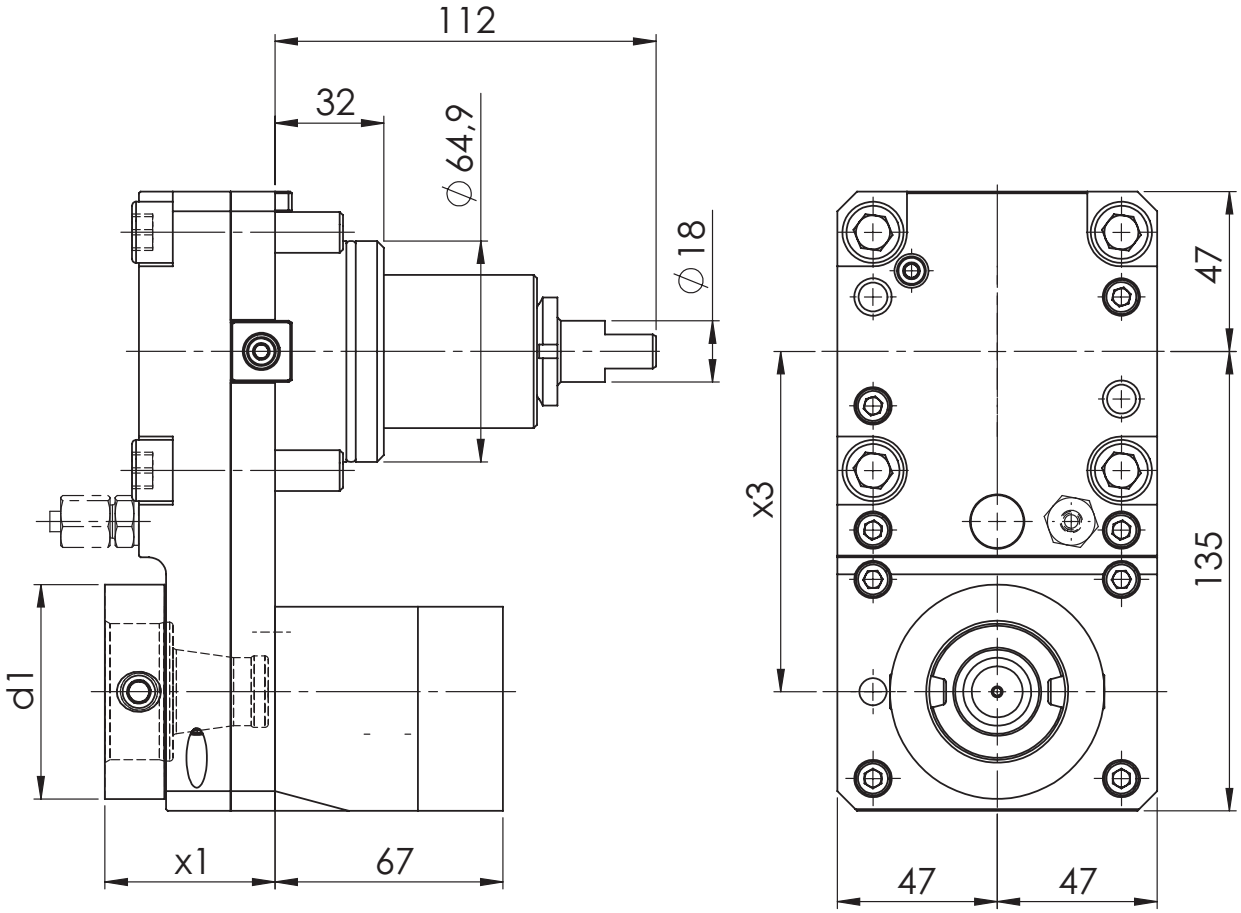

[mm] **d1**	[mm] **x1**	[mm] **x3**	Spindle **Spindel**	[Nm] **T max**	[rpm] **n max**	**i**	ec **Ak**	ic **Ik**	[bar] **p**	Version **Ausführung**	Order no. **Bestellnummer**
63	48	100	WFB 40-25	70	6.000	1:1	x				MPU.Z65.B40.ZA0.7941
63	48	100	WFB 40-25	70	6.000	1:1	x	x	80		MPU.Z65.B40.ZE0.7941

Spare Parts
Ersatzteile

threaded taper pin **Kegelgewindestift**	Spindle **Spindel**	Tightening torque [Nm] **Anzugsmoment [Nm]**	Oder no **Bestellnummer**
M12x1	WFB 40-25	25	WFS.M12X1

Doosan

Radial Bohr- und Fräskopf
Radial drilling and milling head

WG 35



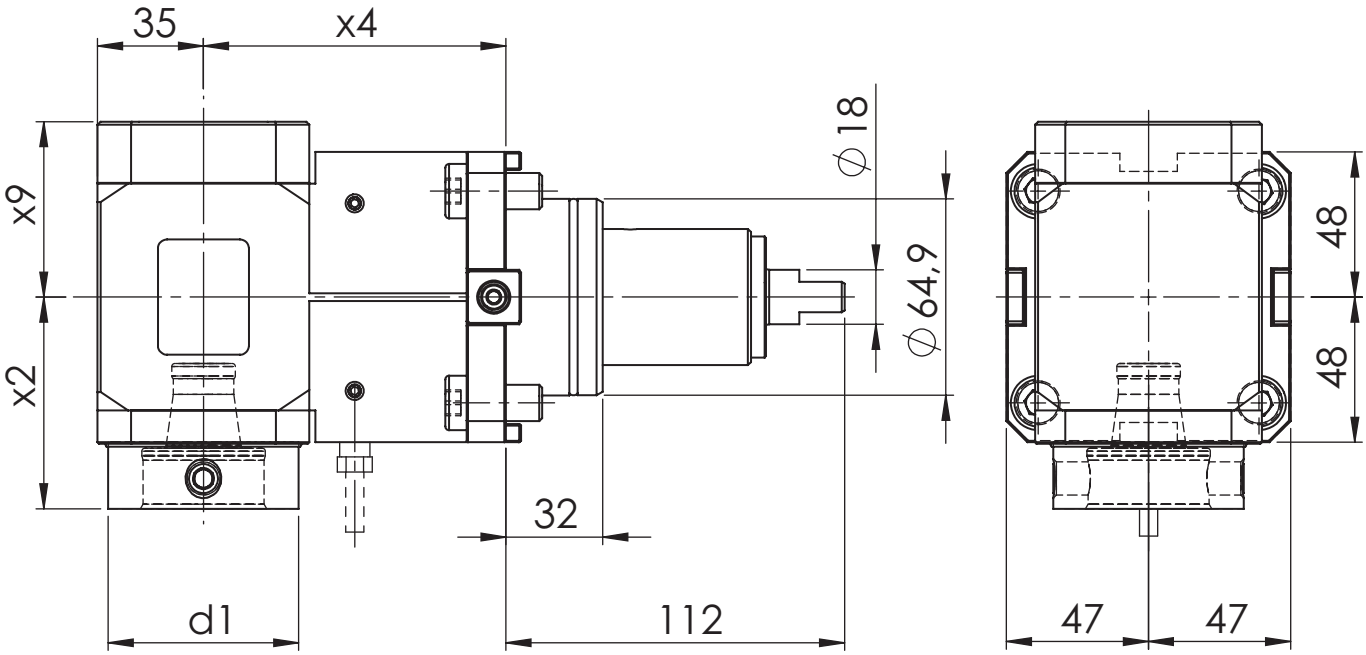

[mm] **d1**	[mm] **x2**	[mm] **x4**	[mm] **x9**	Spindle **Spindel**	[Nm] **T max**	[rpm] **n max**	**i**	ec **Ak**	ic **Ik**	[bar] **p**	Version **Ausführung**	Order no. **Bestellnummer**
63	70	100	47,5	WFB 40-25	70	6.000	1:1	x				MPU.Z65.B40.PA0.7949
63	70	100	58	WFB 40-25	70	6.000	1:1	x	x	80		MPU.Z65.B40.PE0.7949
63	70	80	47,5	WFB 40-25	70	6.000	1:1	x				MPU.Z65.B40.RA0.7949
63	70	80	58	WFB 40-25	70	6.000	1:1	x	x	80		MPU.Z65.B40.RE0.7949

Spare Parts
Ersatzteile

threaded taper pin **Kegelgewindestift**	Spindle **Spindel**	Tightening torque [Nm] **Anzugsmoment [Nm]**	Oder no **Bestellnummer**
M12x1	WFB 40-25	25	WFS.M12X1



Doosan

Radial Bohr- und Fräskopf
Radial drilling and milling head

WG 35

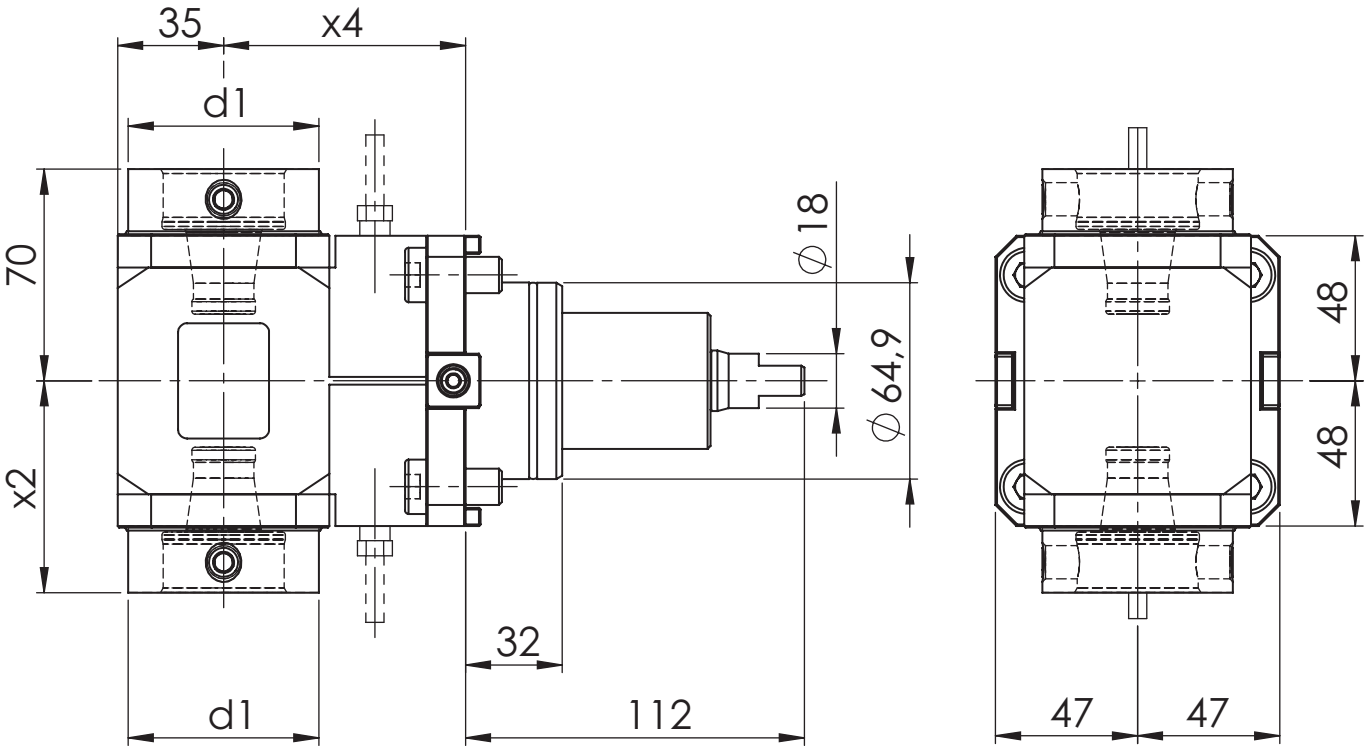

[mm] **d1**	[mm] **x2**	[mm] **x4**	Spindle **Spindel**	[Nm] **T max**	[rpm] **n max**	**i**	ec **Ak**	ic **Ik**	[bar] **p**	Version **Ausführung**	Order no. **Bestellnummer**
63	70	80	WFB 40-25	70	6.000	1:1	x				MPU.Z65.B40.2A0.7949
63	70	100	WFB 40-25	70	6.000	1:1	x				MPU.Z65.B40.2P0.7949

Spare Parts
Ersatzteile

threaded taper pin **Kegelgewindestift**	Spindle **Spindel**	Tightening torque [Nm] **Anzugsmoment [Nm]**	Oder no **Bestellnummer**
M12x1	WFB 40-25	25	WFS.M12X1

Doosan

Axial Bohr- und Fräskopf
Axial drilling and milling head

WG 35



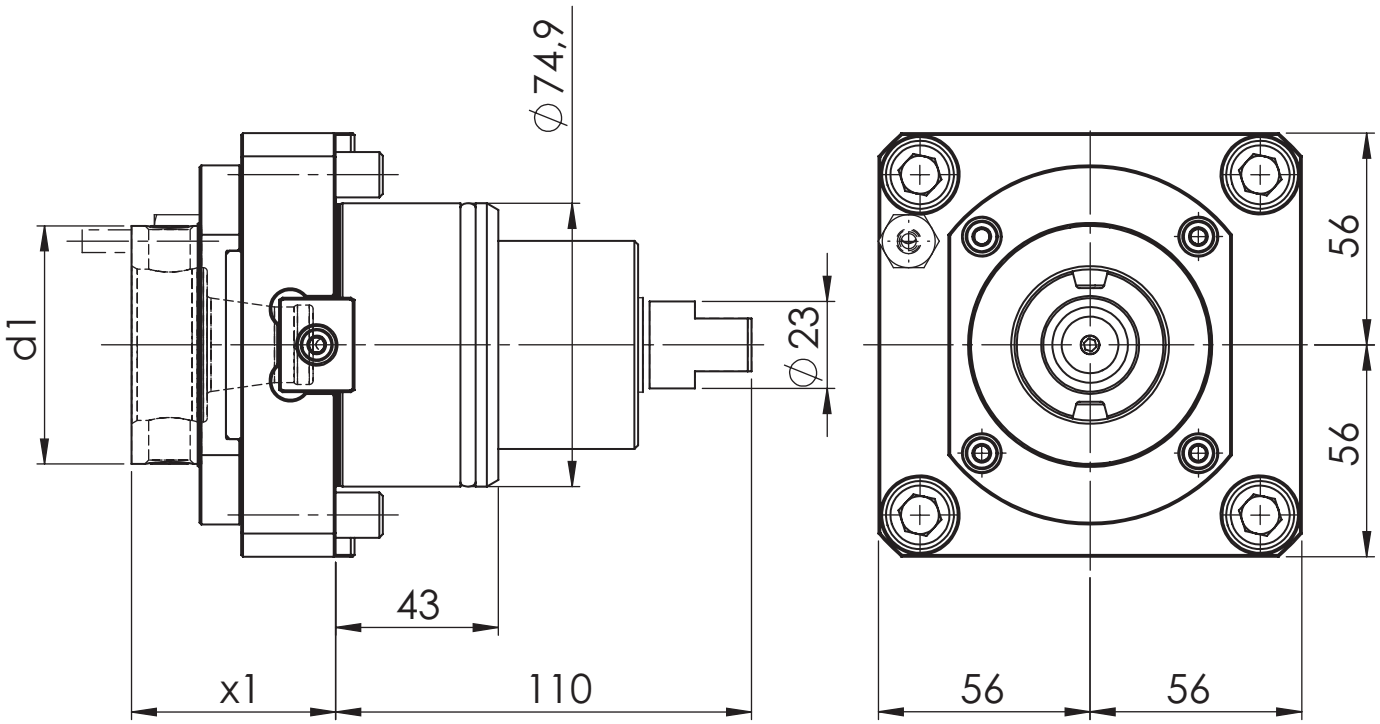

[mm] **d1**	[mm] **x1**	Spindle **Spindel**	[Nm] **T max**	[rpm] **n max**	**i**	ec **Ak**	ic **Ik**	[bar] **p**	Version **Ausführung**	Order no. **Bestellnummer**
63	54	WFB 40-25	150	4.500	1:1	x				MPU.Z75.B40.AA0.3351
63	54	WFB 40-25	150	4.500	1:1	x	x	20		MPU.Z75.B40.AE0.3351

Spare Parts
Ersatzteile

threaded taper pin **Kegelgewindestift**	Spindle **Spindel**	Tightening torque [Nm] **Anzugsmoment [Nm]**	Oder no **Bestellnummer**
M12x1	WFB 40-25	25	WFS.M12X1



Doosan

Radial Bohr- und Fräskopf
Radial drilling and milling head

WG 35

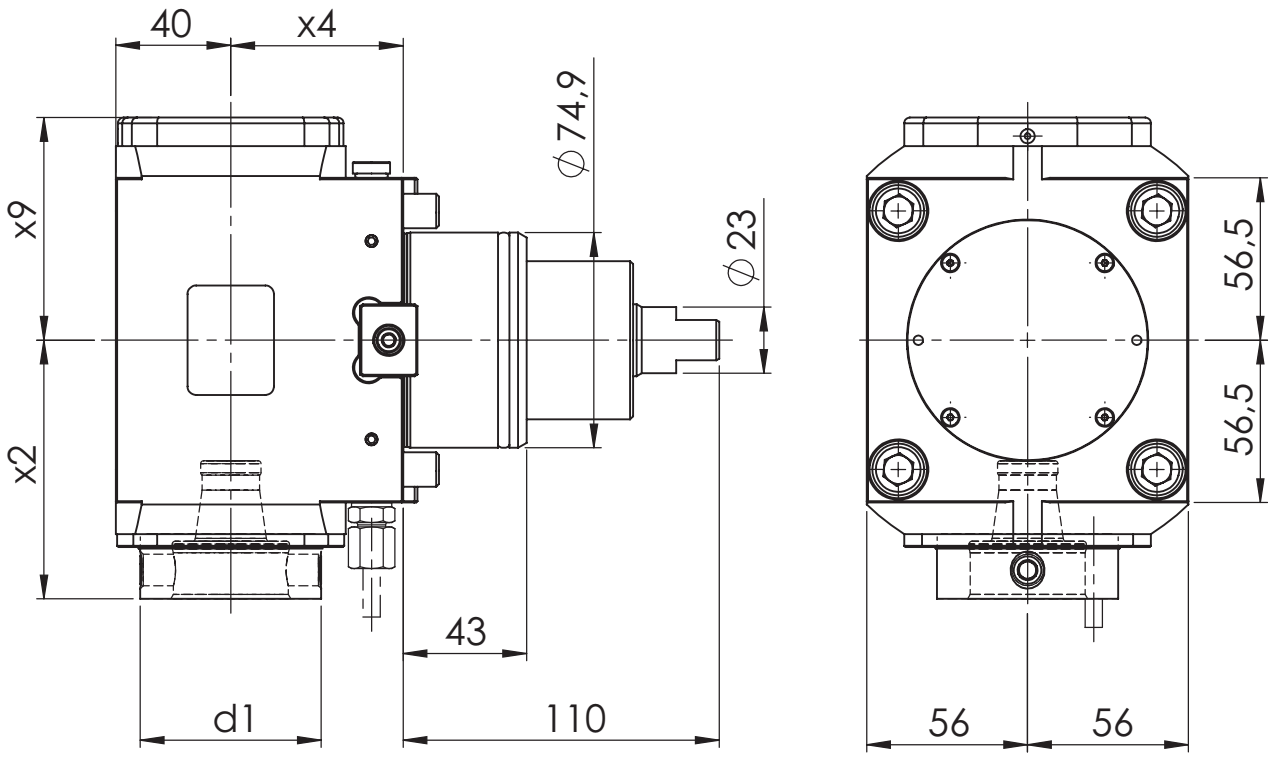

[mm] **d1**	[mm] **x2**	[mm] **x4**	[mm] **x9**	Spindle **Spindel**	[Nm] **T max**	[rpm] **n max**	**i**	ec **Ak**	ic **Ik**	[bar] **p**	Version **Ausführung**	Order no. **Bestellnummer**
63	90	60	75,5	WFB 40-25	150	4.500	1:1	x				MPU.Z75.B40.RA0.3359
63	90	60	77,5	WFB 40-25	150	4.500	1:1	x	x	80		MPU.Z75.B40.RE0.3359

Spare Parts
Ersatzteile

threaded taper pin **Kegelgewindestift**	Spindle **Spindel**	Tightening torque [Nm] **Anzugsmoment [Nm]**	Oder no **Bestellnummer**
M12x1	WFB 40-25	25	WFS.M12X1

Doosan

Radial Bohr- und Fräskopf
Radial drilling and milling head

WG 35



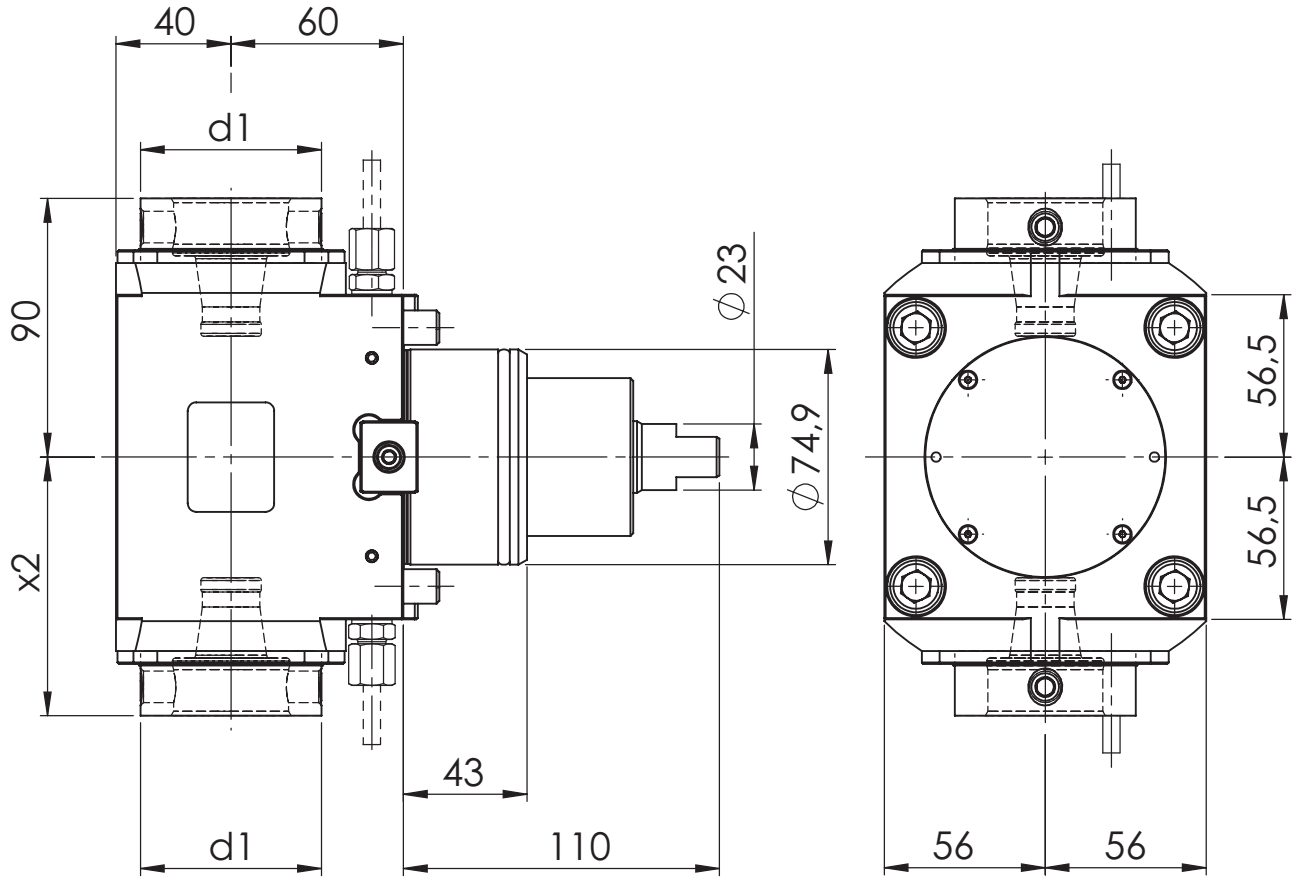

[mm] **d1**	[mm] **x2**	[mm] **x4**	Spindle **Spindel**	[Nm] **T max**	[rpm] **n max**	**i**	ec **Ak**	ic **Ik**	[bar] **p**	Version **Ausführung**	Order no. **Bestellnummer**
63	90	40	WFB 40-25	150	4.500	1:1	x				MPU.Z75.B40.2A0.3359

Spare Parts
Ersatzteile

threaded taper pin **Kegelgewindestift**	Spindle **Spindel**	Tightening torque [Nm] **Anzugsmoment [Nm]**	Oder no **Bestellnummer**
M12x1	WFB 40-25	25	WFS.M12X1

Modulare Aggregatetechnik

Duplomatic

W&F Werkzeugtechnik

Katalog DUP-01

Werkzeugtechnik

Inhaltsverzeichnis für Duplomatic

Table of contents for Duplomatic

Beschreibung / Description	Seite / Page
Duplomatic Schafttyp VDI 30	**7.1 - 7.2**
Duplomatic Schafttyp VDI 40	**7.3 - 7.5**

Duplomatic

Axial Bohr- und Fräskopf
Axial drilling and milling head

WG 35



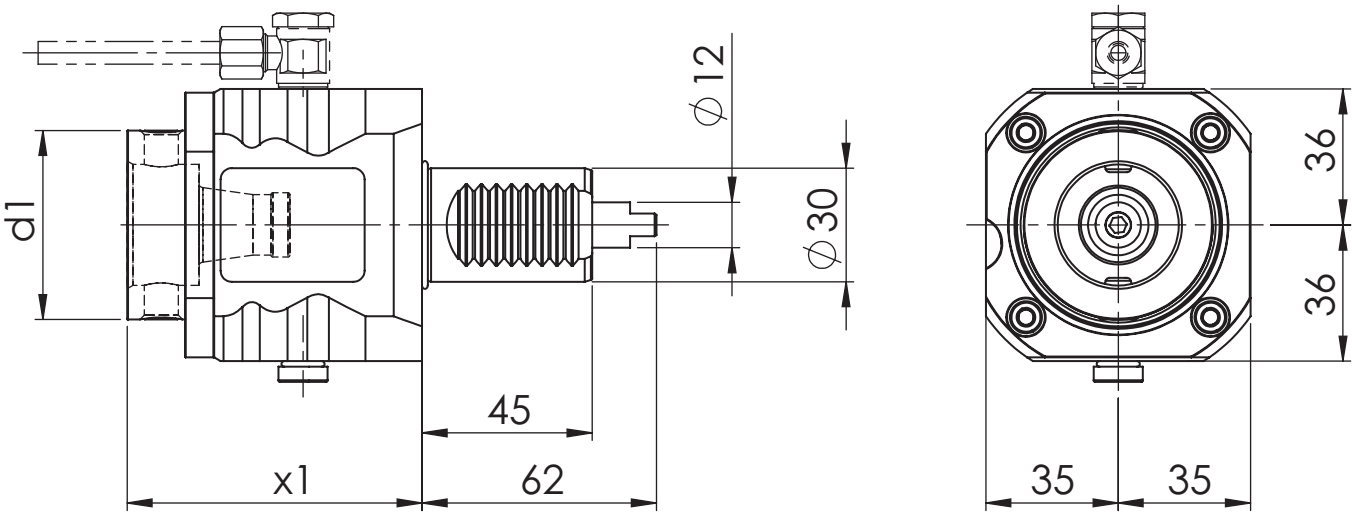

[mm] **d1**	[mm] **x1**	Spindle **Spindel**	[Nm] **T max**	[rpm] **n max**	**i**	ec **Ak**	ic **Ik**	[bar] **p**	Version **Ausführung**	Order no. **Bestellnummer**
50	78	WFB 32-20	25	6.000	1:1	x				MPU.M30.B32.AA0.1809
50	78	WFB 32-20	25	6.000	1:1	x	x	20		MPU.M30.B32.AE0.1809

Spare Parts
Ersatzteile

threaded taper pin **Kegelgewindestift**	Spindle **Spindel**	Tightening torque [Nm] **Anzugsmoment [Nm]**	Oder no **Bestellnummer**
M10X1	WFB 32-20	20	WFS.M10X1X11



Duplomatic

Radial Bohr- und Fräskopf
Radial drilling and milling head

WG 35

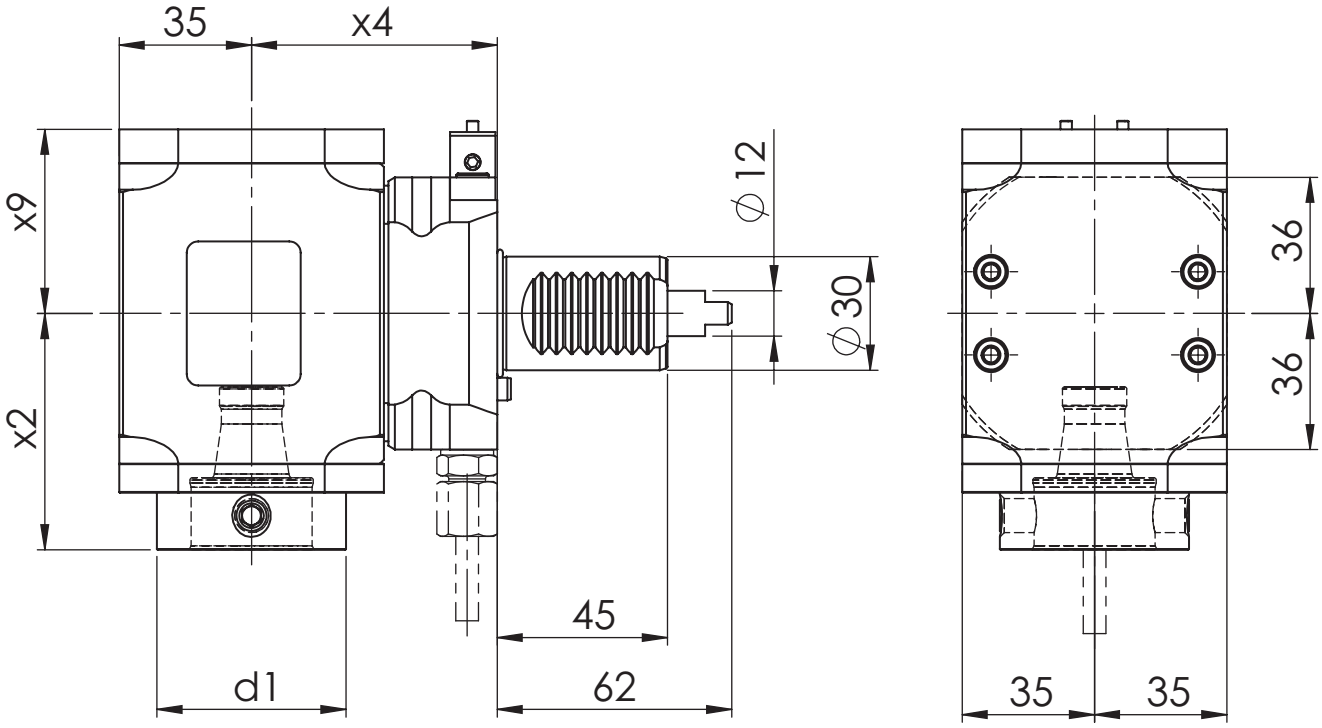

[mm] **d1**	[mm] **x2**	[mm] **x4**	[mm] **x9**	Spindle **Spindel**	[Nm] **T max**	[rpm] **n max**	**i**	ec **Ak**	ic **Ik**	[bar] **p**	Version **Ausführung**	Order no. **Bestellnummer**
50	62,5	65	48,7	WFB 32-20	25	6.000	1:1	x			R	MPU.M30.B32.RA0.1809R
50	62,5	65	57,7	WFB 32-20	25	6.000	1:1	x	x	80	R	MPU.M30.B32.RE0.1809R

Spare Parts
Ersatzteile

threaded taper pin **Kegelgewindestift**	Spindle **Spindel**	Tightening torque [Nm] **Anzugsmoment [Nm]**	Oder no **Bestellnummer**
M10X1	WFB 32-20	20	WFS.M10X1X11

Duplomatic

Axial Bohr- und Fräskopf
Axial drilling and milling head

WG 35



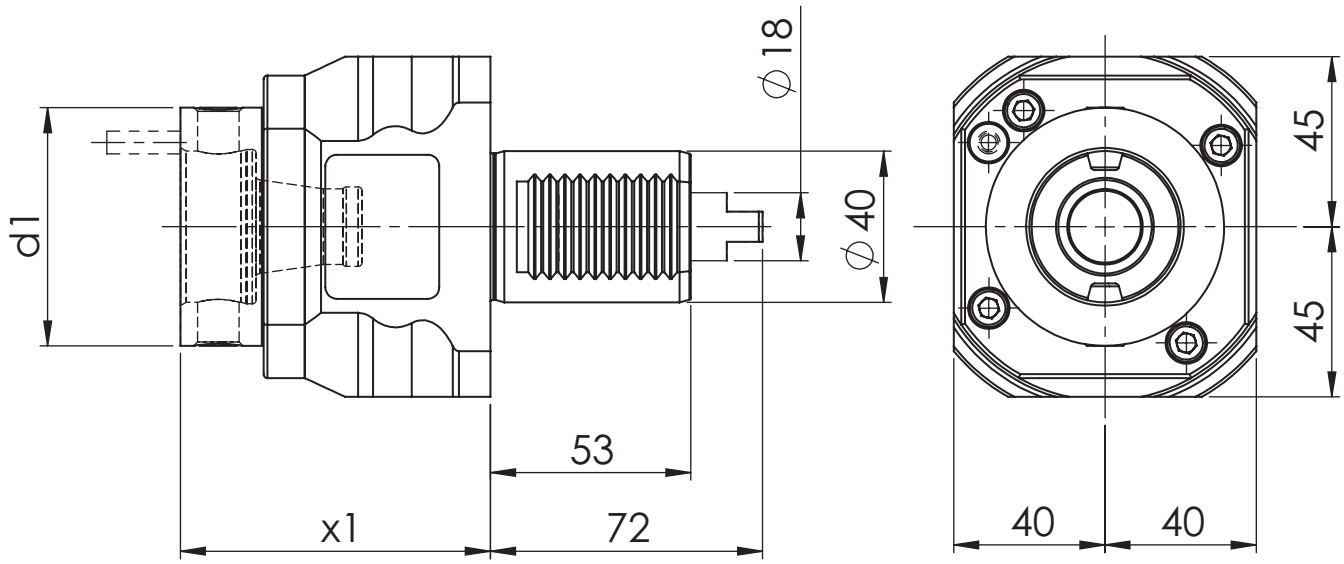

[mm] **d1**	[mm] **x1**	Spindle **Spindel**	[Nm] **T max**	[rpm] **n max**	**i**	ec **Ak**	ic **Ik**	[bar] **p**	Version **Ausführung**	Order no. **Bestellnummer**
63	82	WFB 40-25	50	6.000	1:1	x				MPU.M40.B40.AA0.1809
63	82	WFB 40-25	50	6.000	1:1	x	x	20		MPU.M40.B40.AE0.1809

Spare Parts
Ersatzteile

threaded taper pin **Kegelgewindestift**	Spindle **Spindel**	Tightening torque [Nm] **Anzugsmoment [Nm]**	Oder no **Bestellnummer**
M12x1	WFB 40-25	25	WFS.M12X1



Duplomatic

Radial Bohr- und Fräskopf
Radial drilling and milling head

WG 35

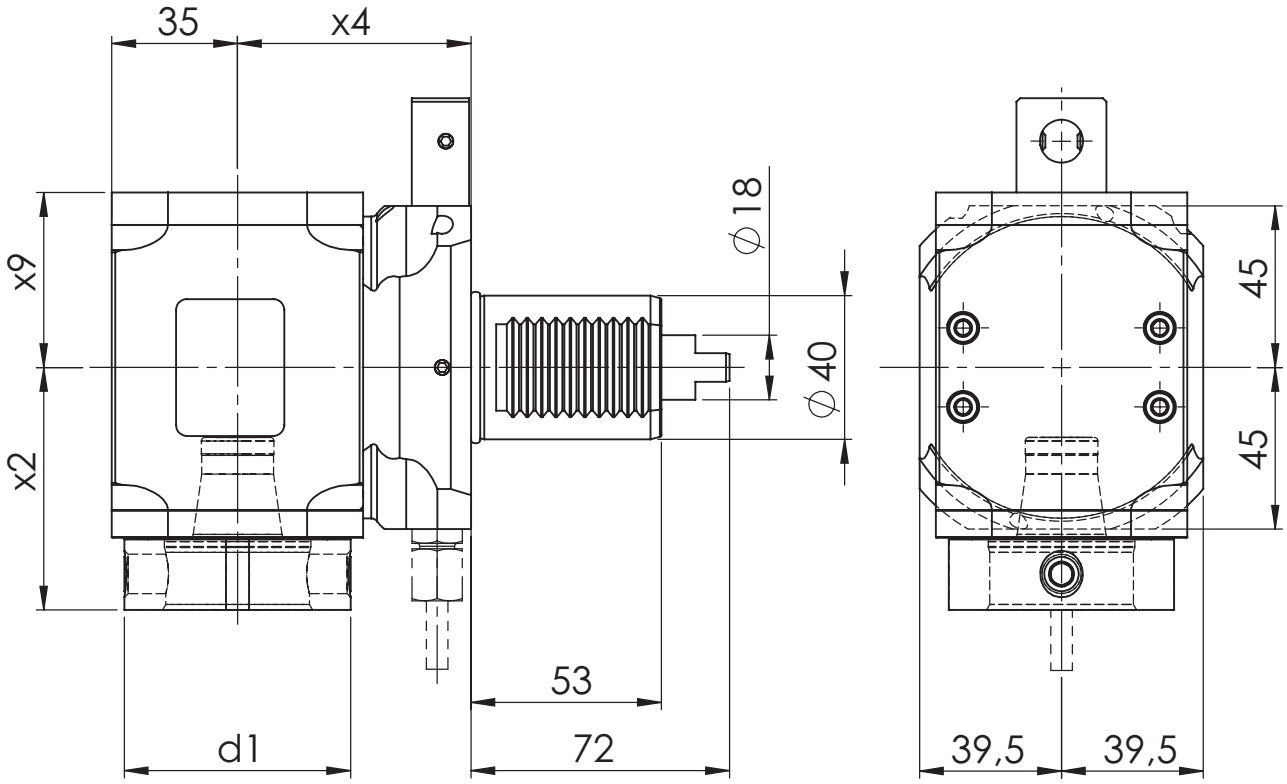

[mm] **d1**	[mm] **x2**	[mm] **x4**	[mm] **x9**	Spindle **Spindel**	[Nm] **T max**	[rpm] **n max**	**i**	ec **Ak**	ic **Ik**	[bar] **p**	Version **Ausführung**	Order no. **Bestellnummer**
63	67,5	65	48,7	WFB 40-25	50	6.000	1:1	x			R	MPU.M40.B40.RA0.1809R
63	67,5	65	57,7	WFB 40-25	50	6.000	1:1	x	x	80	R	MPU.M40.B40.RE0.1809R

Spare Parts
Ersatzteile

threaded taper pin **Kegelgewindestift**	Spindle **Spindel**	Tightening torque [Nm] **Anzugsmoment [Nm]**	Oder no **Bestellnummer**
M12x1	WFB 40-25	25	WFS.M12X1

Duplomatic

Radial Bohr- und Fräskopf
Radial drilling and milling head

WG 35



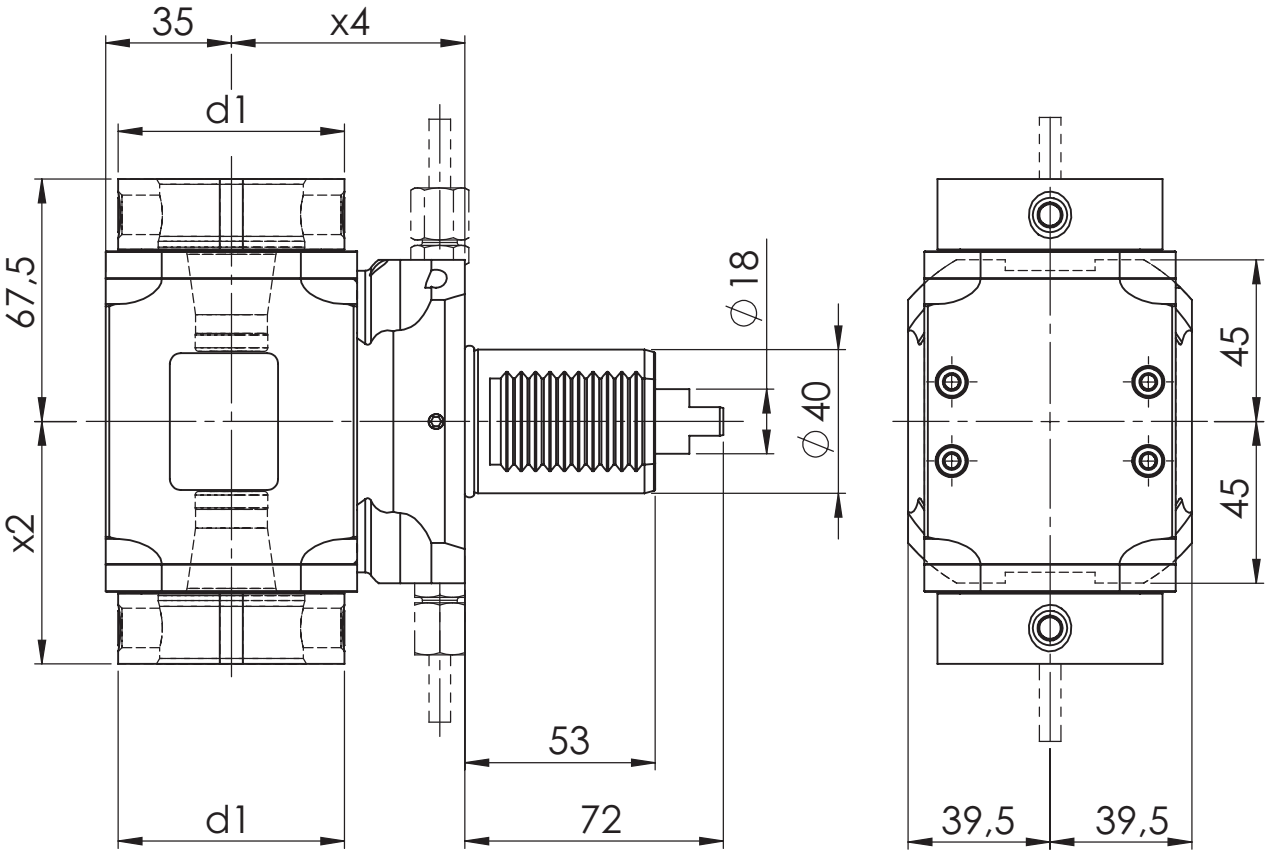

[mm] **d1**	[mm] **x2**	[mm] **x4**	Spindle **Spindel**	[Nm] **T max**	[rpm] **n max**	**i**	ec **Ak**	ic **Ik**	[bar] **p**	Version **Ausführung**	Order no. **Bestellnummer**
63	67,5	65	WFB 40-25	50	6.000	1:1	x				MPU.M40.B40.2A0.1809

Spare Parts
Ersatzteile

threaded taper pin **Kegelgewindestift**	Spindle **Spindel**	Tightening torque [Nm] **Anzugsmoment [Nm]**	Oder no **Bestellnummer**
M12x1	WFB 40-25	25	WFS.M12X1

Modulare Aggregatetechnik

EMAG

W&F Werkzeugtechnik

Katalog EMA-01

Werkzeugtechnik

Inhaltsverzeichnis für EMAG

Table of contents for EMAG

Beschreibung / Description	Seite / Page
EMAG Schafttyp VDI 40	**8.1 - 8.4**
EMAG Schafttyp BMT 55	**8.5 - 8.6**

EMAG

Axial Bohr- und Fräskopf
Axial drilling and milling head

WG 35



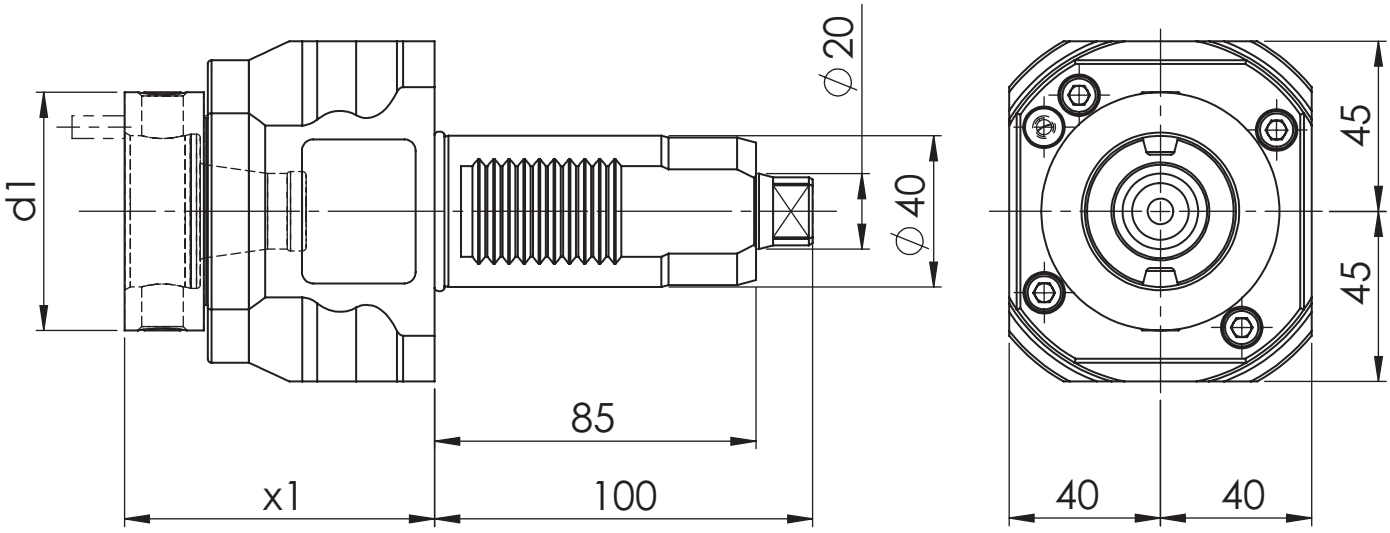

[mm] **d1**	[mm] **x1**	Spindle **Spindel**	[Nm] **T max**	[rpm] **n max**	**i**	ec **Ak**	ic **Ik**	[bar] **p**	Version **Ausführung**	Order no. **Bestellnummer**
50	78	WFB 32-20	50	6.000	1:1	x	x	20		MPU.M40.B32.AE0.5741
63	82	WFB 40-25	50	6.000	1:1	x				MPU.M40.B40.AA0.5741
63	82	WFB 40-25	50	6.000	1:1	x	x	20		MPU.M40.B40.AE0.5741

Spare Parts
Ersatzteile

threaded taper pin **Kegelgewindestift**	Spindle **Spindel**	Tightening torque [Nm] **Anzugsmoment [Nm]**	Oder no **Bestellnummer**
M10X1	WFB 32-20	20	WFS.M10X1X11
M12x1	WFB 40-25	25	WFS.M12X1



EMAG

Radial Bohr- und Fräskopf
Radial drilling and milling head

WG 35

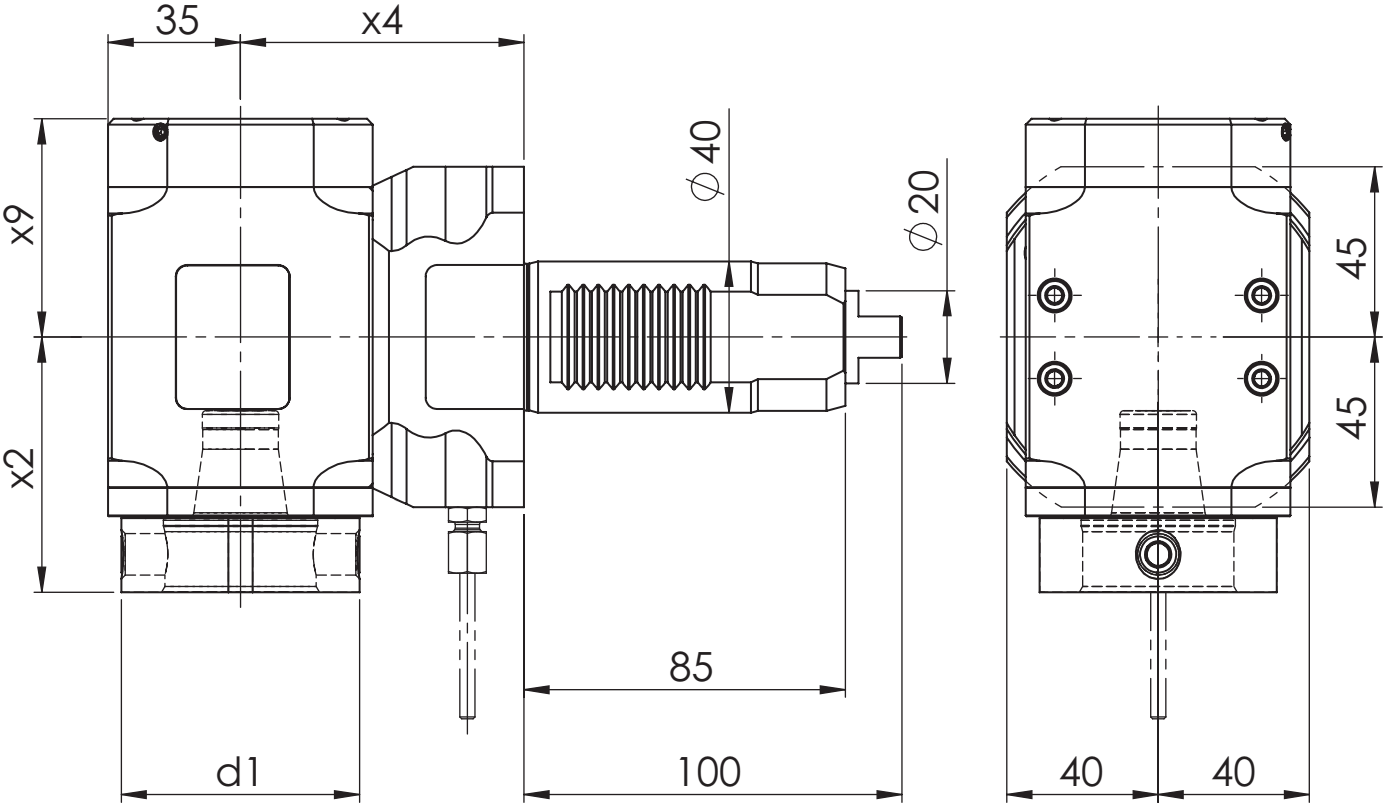

[mm] **d1**	[mm] **x2**	[mm] **x4**	[mm] **x9**	Spindle **Spindel**	[Nm] **T max**	[rpm] **n max**	**i**	ec **Ak**	ic **Ik**	[bar] **p**	Version **Ausführung**	Order no. **Bestellnummer**
63	67,5	75	48,7	WFB 40-25	50	6.000	1:1	x			L/R	MPU.M40.B40.RA0.5749D
63	67,5	75	57,7	WFB 40-25	50	6.000	1:1	x	x	80	L/R	MPU.M40.B40.RE0.5749D

Spare Parts
Ersatzteile

threaded taper pin **Kegelgewindestift**	Spindle **Spindel**	Tightening torque [Nm] **Anzugsmoment [Nm]**	Oder no **Bestellnummer**
M12x1	WFB 40-25	25	WFS.M12X1

EMAG

Axial Bohr- und Fräskopf
Axial drilling and milling head

WG 35



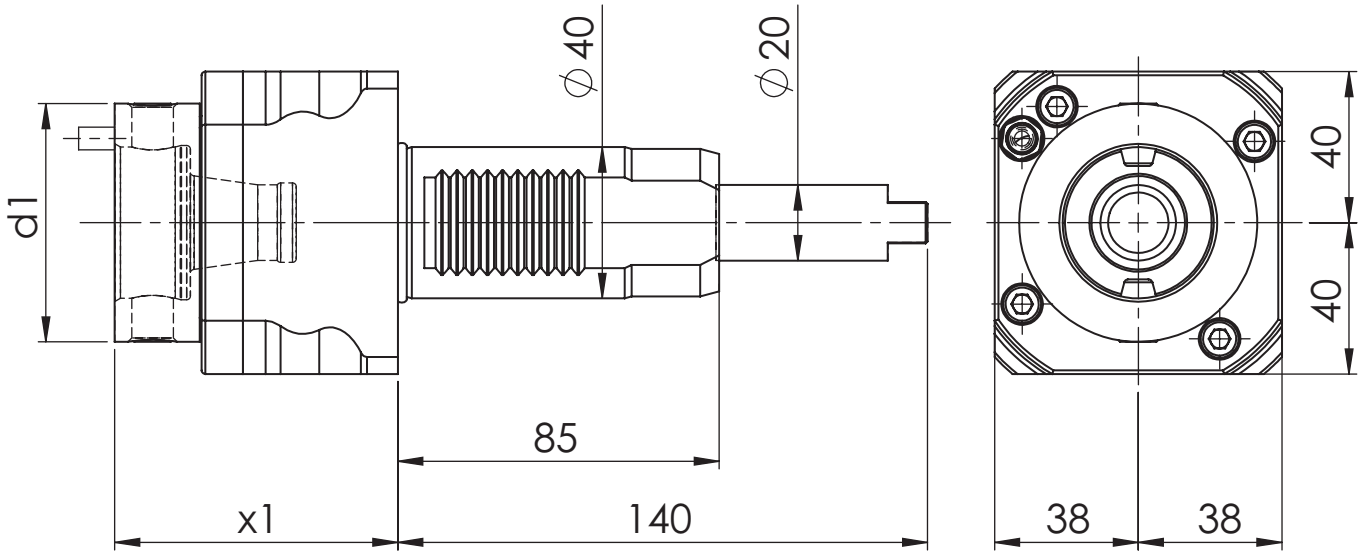

[mm] **d1**	[mm] **x1**	Spindle **Spindel**	[Nm] **T max**	[rpm] **n max**	**i**	ec **Ak**	ic **Ik**	[bar] **p**	Version **Ausführung**	Order no. **Bestellnummer**
63	75	WFB 40-25	50	6.000	1:1	x				MPU.M40.B40.AA0.3259

Spare Parts
Ersatzteile

threaded taper pin **Kegelgewindestift**	Spindle **Spindel**	Tightening torque [Nm] **Anzugsmoment [Nm]**	Oder no **Bestellnummer**
M12x1	WFB 40-25	25	WFS.M12X1



EMAG

Radial Bohr- und Fräskopf
Radial drilling and milling head

WG 35

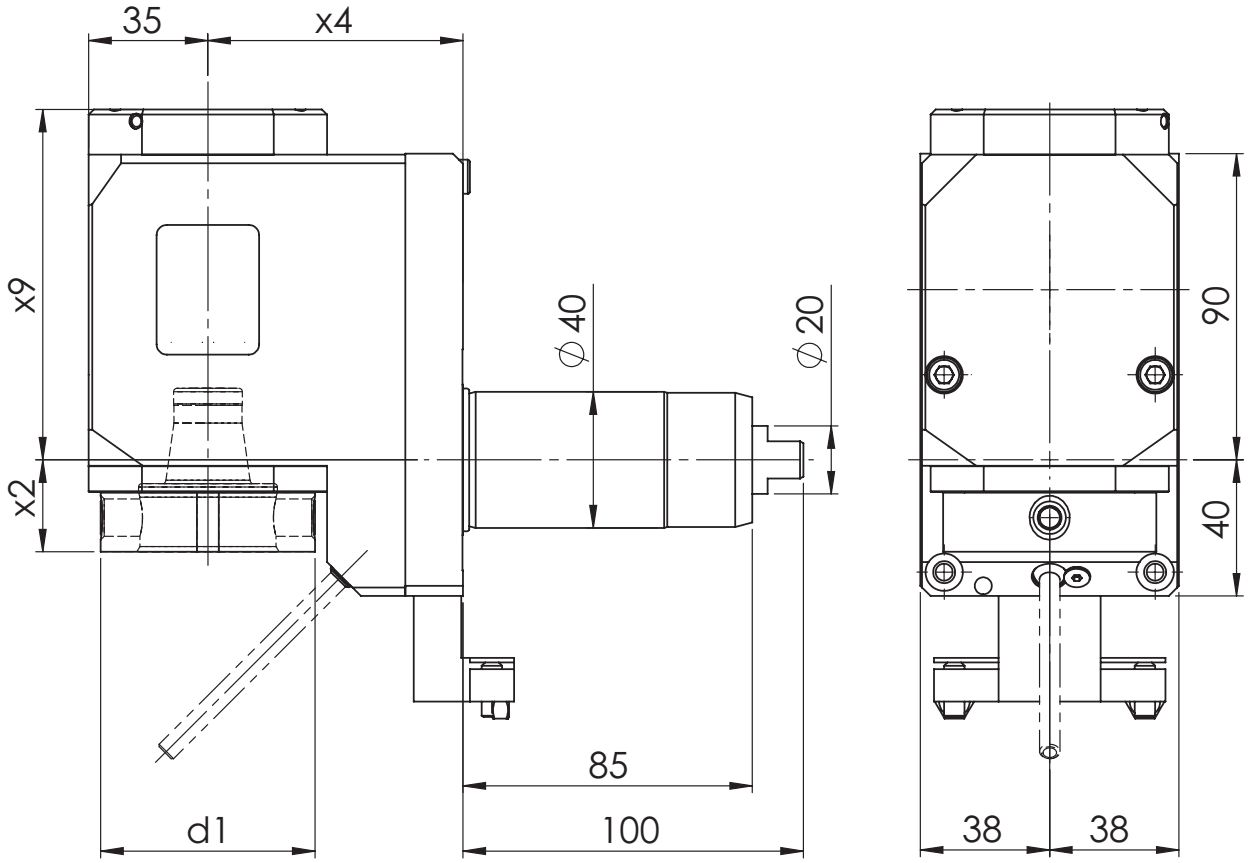

[mm] **d1**	[mm] **x2**	[mm] **x4**	[mm] **x9**	Spindle **Spindel**	[Nm] **T max**	[rpm] **n max**	**i**	ec **Ak**	ic **Ik**	[bar] **p**	Version **Ausführung**	Order no. **Bestellnummer**
50	22	75	103	WFB 32-20	50	6.000	1:1	x	x	80	L	MPU.M40.B32.VE0.VL3L
63	27	75	98,7	WFB 40-25	50	6.000	1:1	x			L	MPU.M40.B40.VA0.VL3L
63	27	75	103	WFB 40-25	50	6.000	1:1	x	x	80	L	MPU.M40.B40.VE0.VL3L
63	27	75	98,7	WFB 40-25	80	3.000	2:1	x			L	MPU.M40.B40.WA0.VL3L
63	27	75	103	WFB 40-25	80	3.000	2:1	x	x	80	L	MPU.M40.B40.WE0.VL3L

Spare Parts
Ersatzteile

threaded taper pin **Kegelgewindestift**	Spindle **Spindel**	Tightening torque [Nm] **Anzugsmoment [Nm]**	Oder no **Bestellnummer**
M10X1	WFB 32-20	20	WFS.M10X1X11
M12x1	WFB 40-25	25	WFS.M12X1

EMAG

Axial Bohr- und Fräskopf
Axial drilling and milling head

WG 35



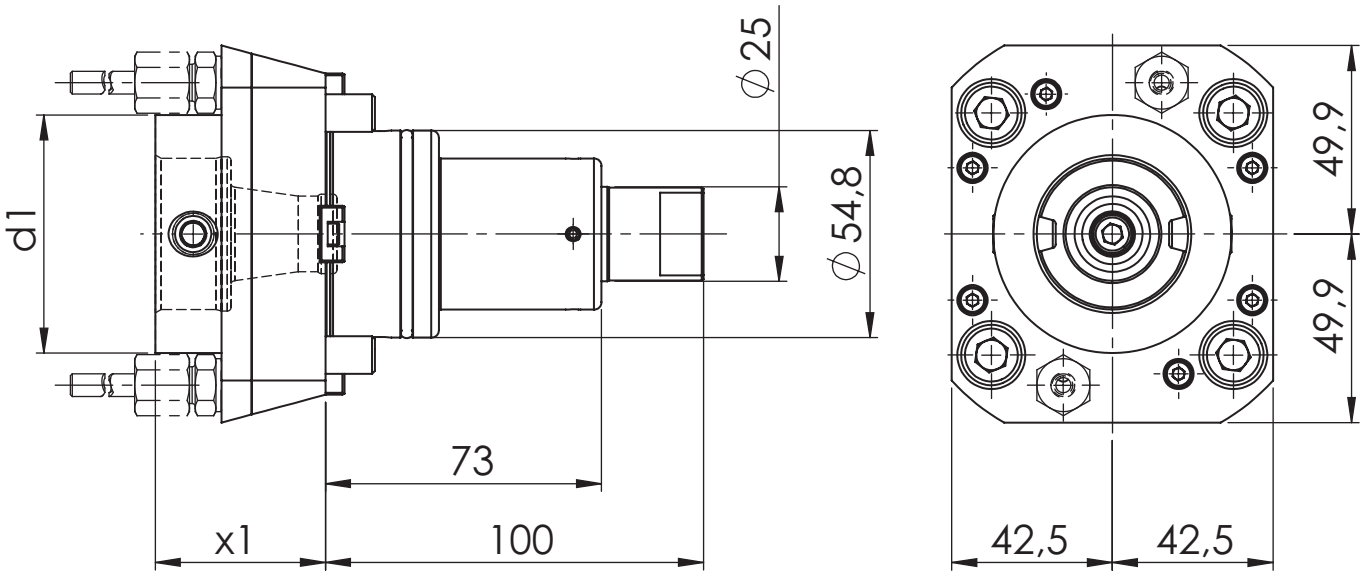

[mm] **d1**	[mm] **x1**	Spindle **Spindel**	[Nm] **T max**	[rpm] **n max**	**i**	ec **Ak**	ic **Ik**	[bar] **p**	Version **Ausführung**	Order no. **Bestellnummer**
63	45	WFB 40-25	50	6.000	1:1	x				MPU.Z55.B40.AA0.VL4
63	45	WFB 40-25	50	6.000	1:1	x	x	70		MPU.Z55.B40.AE0.VL4

Spare Parts
Ersatzteile

threaded taper pin **Kegelgewindestift**	Spindle **Spindel**	Tightening torque [Nm] **Anzugsmoment [Nm]**	Oder no **Bestellnummer**
M12x1	WFB 40-25	25	WFS.M12X1



EMAG

Radial Bohr- und Fräskopf
Radial drilling and milling head

WG 35

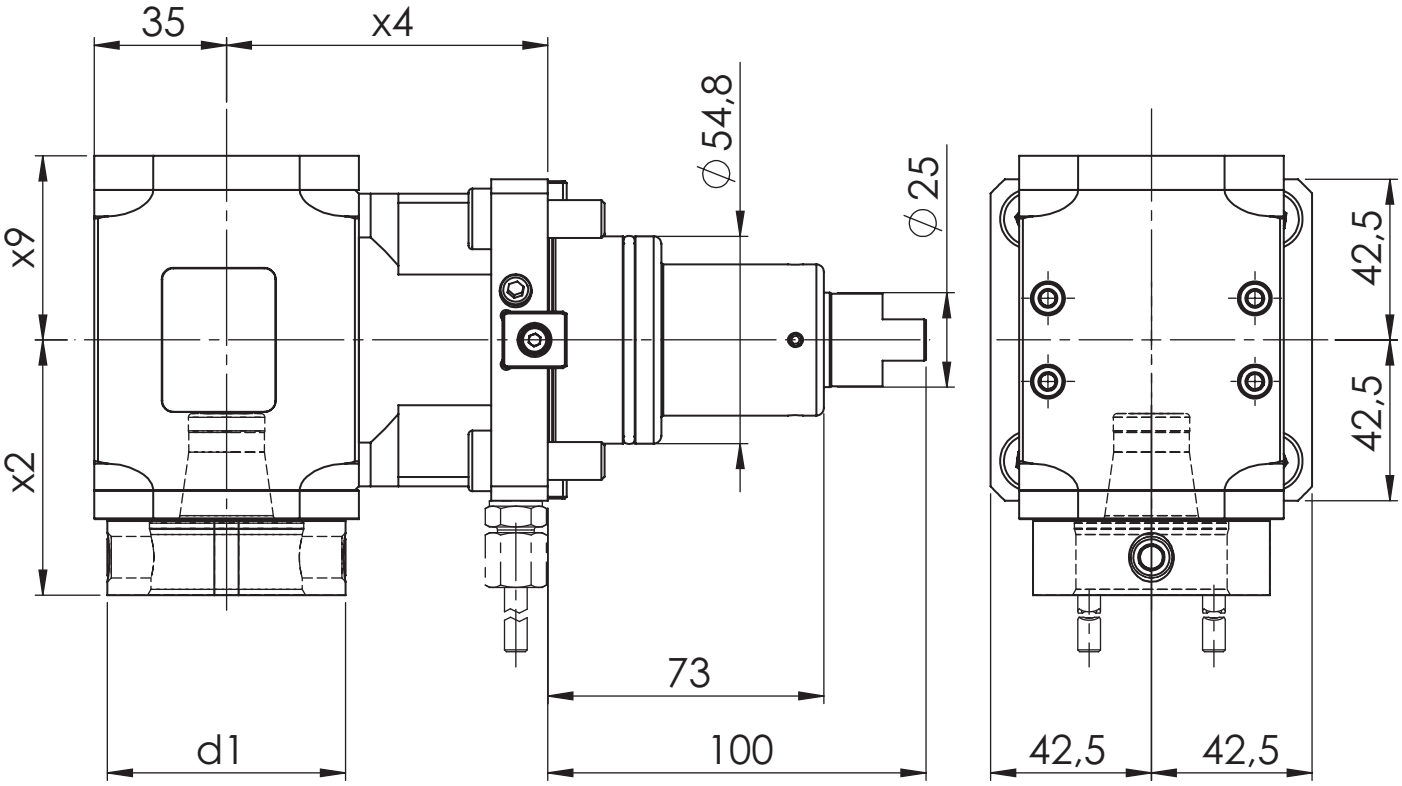

[mm] **d1**	[mm] **x2**	[mm] **x4**	[mm] **x9**	Spindle **Spindel**	[Nm] **T max**	[rpm] **n max**	**i**	ec **Ak**	ic **Ik**	[bar] **p**	Version **Ausführung**	Order no. **Bestellnummer**
63	67,5	85	48,7	WFB 40-25	50	6.000	1:1	x				MPU.Z55.B40.RA0.VL4
63	67,5	85	57,7	WFB 40-25	50	6.000	1:1	x	x	80		MPU.Z55.B40.RE0.VL4

Spare Parts
Ersatzteile

threaded taper pin **Kegelgewindestift**	Spindle **Spindel**	Tightening torque [Nm] **Anzugsmoment [Nm]**	Oder no **Bestellnummer**
M12x1	WFB 40-25	25	WFS.M12X1

Modulare Aggregatetechnik

Haas

W&F Werkzeugtechnik

Katalog HAA-01

Werkzeugtechnik

Inhaltsverzeichnis für Haas

Table of contents for Haas

Beschreibung / Description	Seite / Page
Haas Schafttyp VDI 40	**9.1 - 9.9**
Haas Schafttyp BMT 65	**9.10 - 9.11**

Haas

Axial Bohr- und Fräskopf
Axial drilling and milling head

WG 35



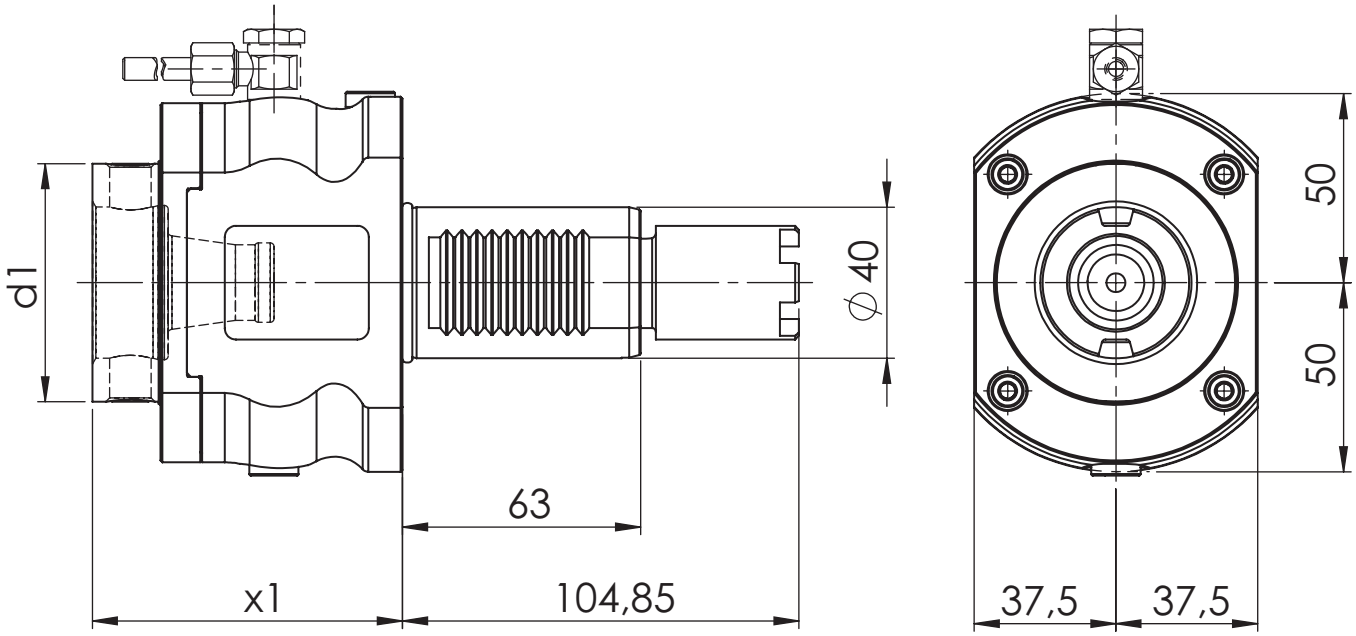

[mm] **d1**	[mm] **x1**	Spindle **Spindel**	[Nm] **T max**	[rpm] **n max**	**i**	ec **Ak**	ic **Ik**	[bar] **p**	Version **Ausführung**	Order no. **Bestellnummer**
63	82	WFB 40-25	50	6.000	1:1	x				MPU.M40.B40.AA0.9541
63	82	WFB 40-25	50	6.000	1:1	x	x	20		MPU.M40.B40.AE0.9541

Spare Parts
Ersatzteile

threaded taper pin **Kegelgewindestift**	Spindle **Spindel**	Tightening torque [Nm] **Anzugsmoment [Nm]**	Oder no **Bestellnummer**
M12x1	WFB 40-25	25	WFS.M12X1

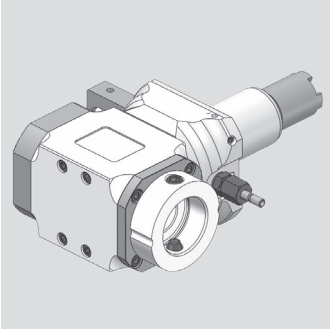

Haas

Radial Bohr- und Fräskopf
Radial drilling and milling head

WG 35

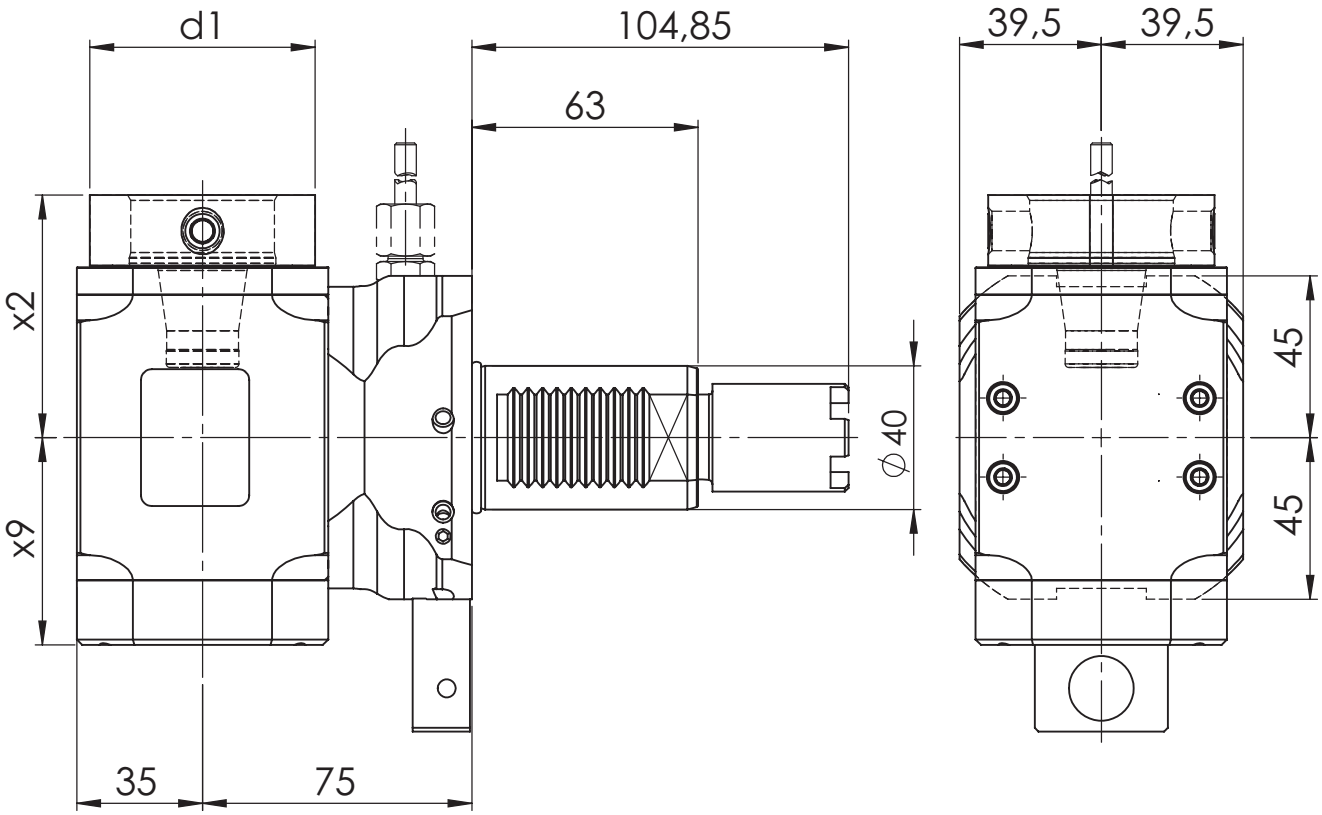

[mm] **d1**	[mm] **x2**	[mm] **x4**	[mm] **x9**	Spindle **Spindel**	[Nm] **T max**	[rpm] **n max**	**i**	ec **Ak**	ic **Ik**	[bar] **p**	Version **Ausführung**	Order no. **Bestellnummer**
63	67,5	75	48,7	WFB 40-25	50	6.000	1:1	x			L	MPU.M40.B40.RA0.9549L
63	67,5	75	57,7	WFB 40-25	50	6.000	1:1	x	x	80	L	MPU.M40.B40.RE0.9549L

Spare Parts
Ersatzteile

threaded taper pin **Kegelgewindestift**	Spindle **Spindel**	Tightening torque [Nm] **Anzugsmoment [Nm]**	Oder no **Bestellnummer**
M12x1	WFB 40-25	25	WFS.M12X1

Haas

Radial Bohr- und Fräskopf
Radial drilling and milling head

WG 35



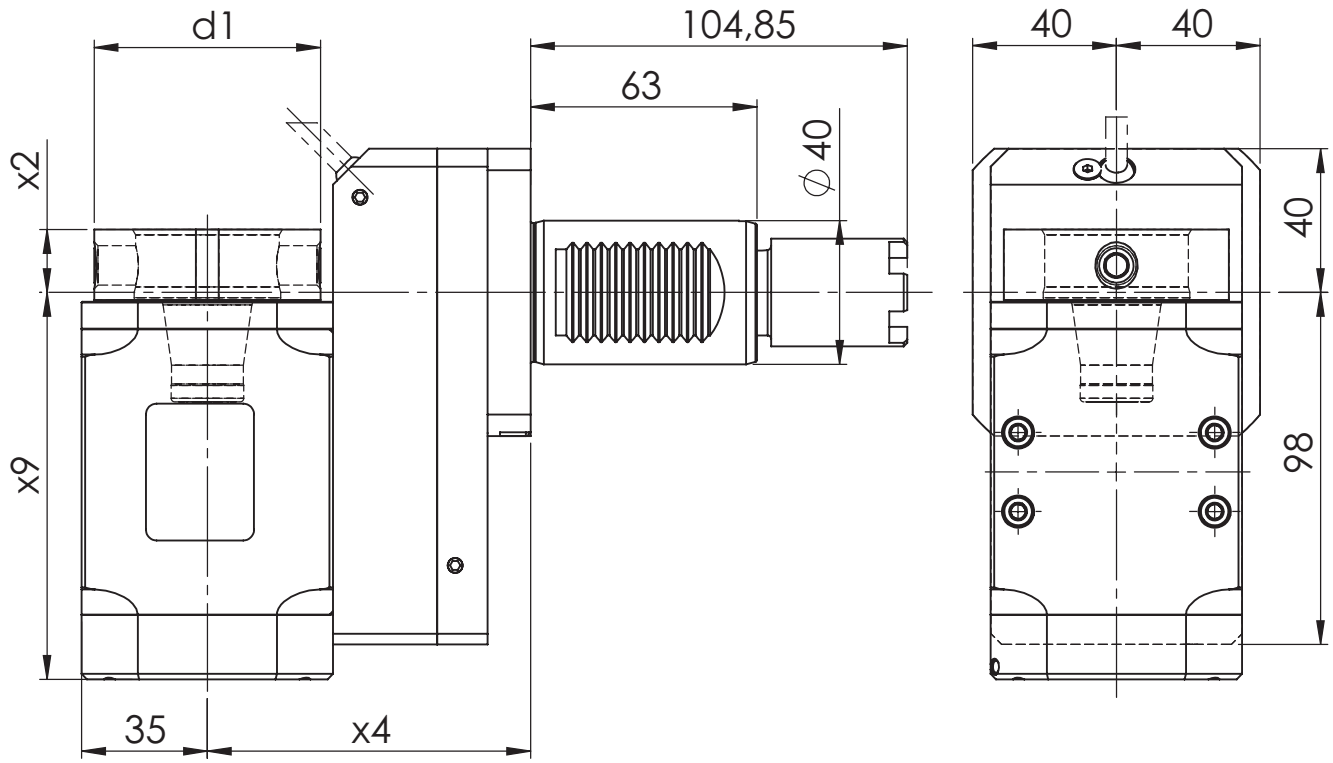

[mm] **d1**	[mm] **x2**	[mm] **x4**	[mm] **x9**	Spindle **Spindel**	[Nm] **T max**	[rpm] **n max**	**i**	ec **Ak**	ic **Ik**	[bar] **p**	Version **Ausführung**	Order no. **Bestellnummer**
63	17,5	90	98,7	WFB 40-25	50	6.000	1:1	x			L	MPU.M40.B40.VA0.9549L
63	17,5	90	107,7	WFB 40-25	50	6.000	1:1	x	x	80	L	MPU.M40.B40.VE0.9549L
63	17,5	90	98,7	WFB 40-25	50	3.000	2:1	x			L	MPU.M40.B40.WA0.9549L
63	17,5	90	107,7	WFB 40-25	50	3.000	2:1	x	x	80	L	MPU.M40.B40.WE0.9549L
63	17,5	90	98,7	WFB 40-25	25	9.000	1:2	x			L	MPU.M40.B40.XA0.9549L
63	17,5	90	107,7	WFB 40-25	25	9.000	1:2	x	x	80	L	MPU.M40.B40.XE0.9549L

Spare Parts
Ersatzteile

threaded taper pin **Kegelgewindestift**	Spindle **Spindel**	Tightening torque [Nm] **Anzugsmoment [Nm]**	Oder no **Bestellnummer**
M12x1	WFB 40-25	25	WFS.M12X1



Haas

Axial Bohr- und Fräskopf
Axial drilling and milling head

WG 35

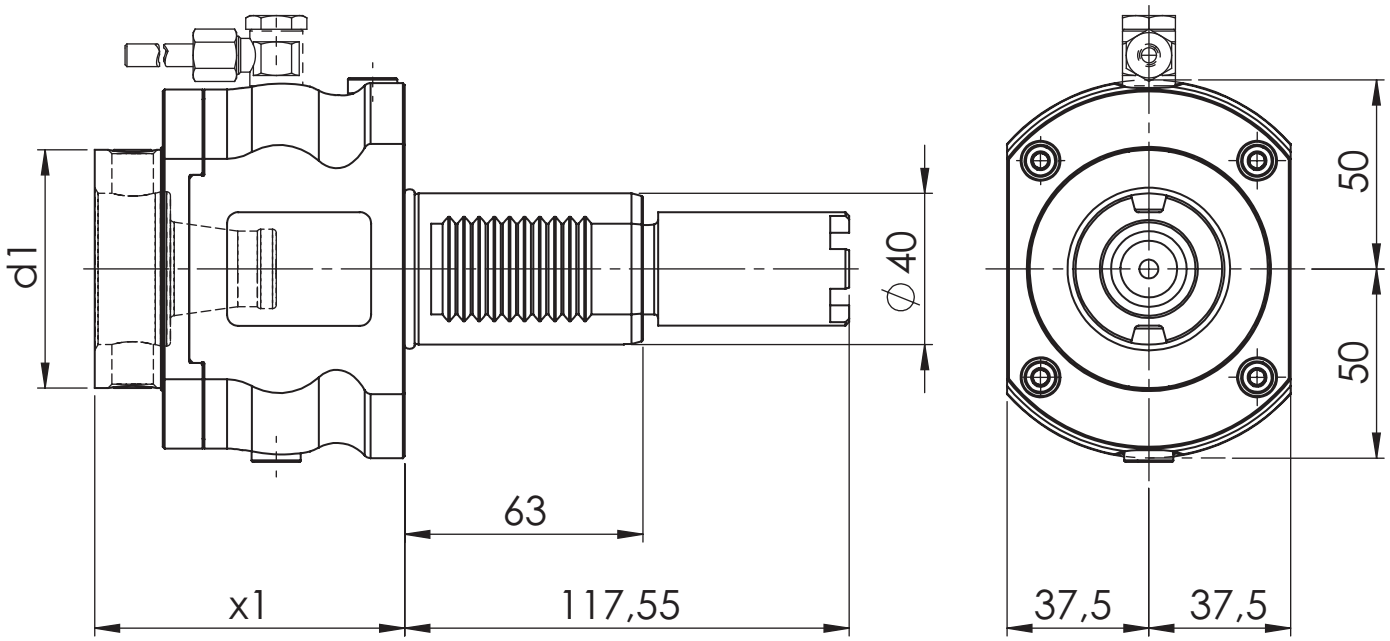

[mm] **d1**	[mm] **x1**	Spindle **Spindel**	[Nm] **T max**	[rpm] **n max**	**i**	ec **Ak**	ic **Ik**	[bar] **p**	Version **Ausführung**	Order no. **Bestellnummer**
63	82	WFB 40-25	50	6.000	1:1	x				MPU.M40.B40.AA0.9641
63	82	WFB 40-25	50	6.000	1:1	x	x	20		MPU.M40.B40.AE0.9641

Spare Parts
Ersatzteile

threaded taper pin **Kegelgewindestift**	Spindle **Spindel**	Tightening torque [Nm] **Anzugsmoment [Nm]**	Oder no **Bestellnummer**
M12x1	WFB 40-25	25	WFS.M12X1

Haas

Radial Bohr- und Fräskopf
Radial drilling and milling head

WG 35

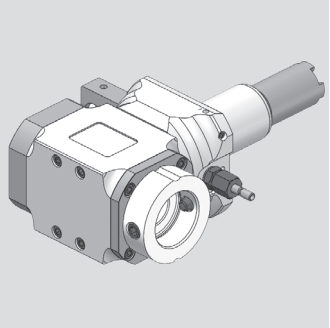

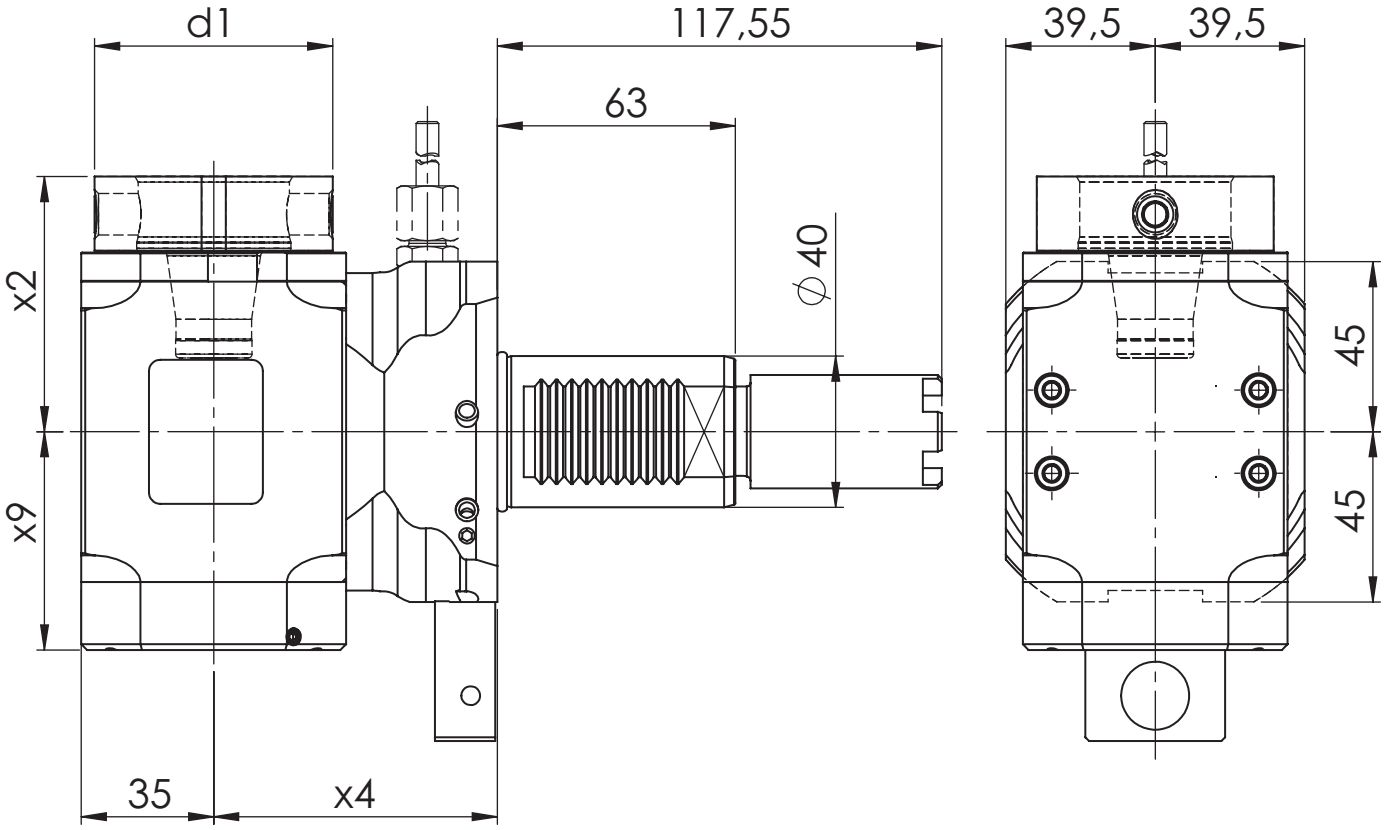

[mm] **d1**	[mm] **x2**	[mm] **x4**	[mm] **x9**	Spindle **Spindel**	[Nm] **T max**	[rpm] **n max**	**i**	ec **Ak**	ic **Ik**	[bar] **p**	Version **Ausführung**	Order no. **Bestellnummer**
63	67,5	75	48,7	WFB 40-25	50	6.000	1:1	x			L	MPU.M40.B40.RA0.9649L
63	67,5	75	57,7	WFB 40-25	50	6.000	1:1	x	x	80	L	MPU.M40.B40.RE0.9649L

Spare Parts
Ersatzteile

threaded taper pin **Kegelgewindestift**	Spindle **Spindel**	Tightening torque [Nm] **Anzugsmoment [Nm]**	Oder no **Bestellnummer**
M12x1	WFB 40-25	25	WFS.M12X1



Haas

Radial Bohr- und Fräskopf
Radial drilling and milling head

WG 35

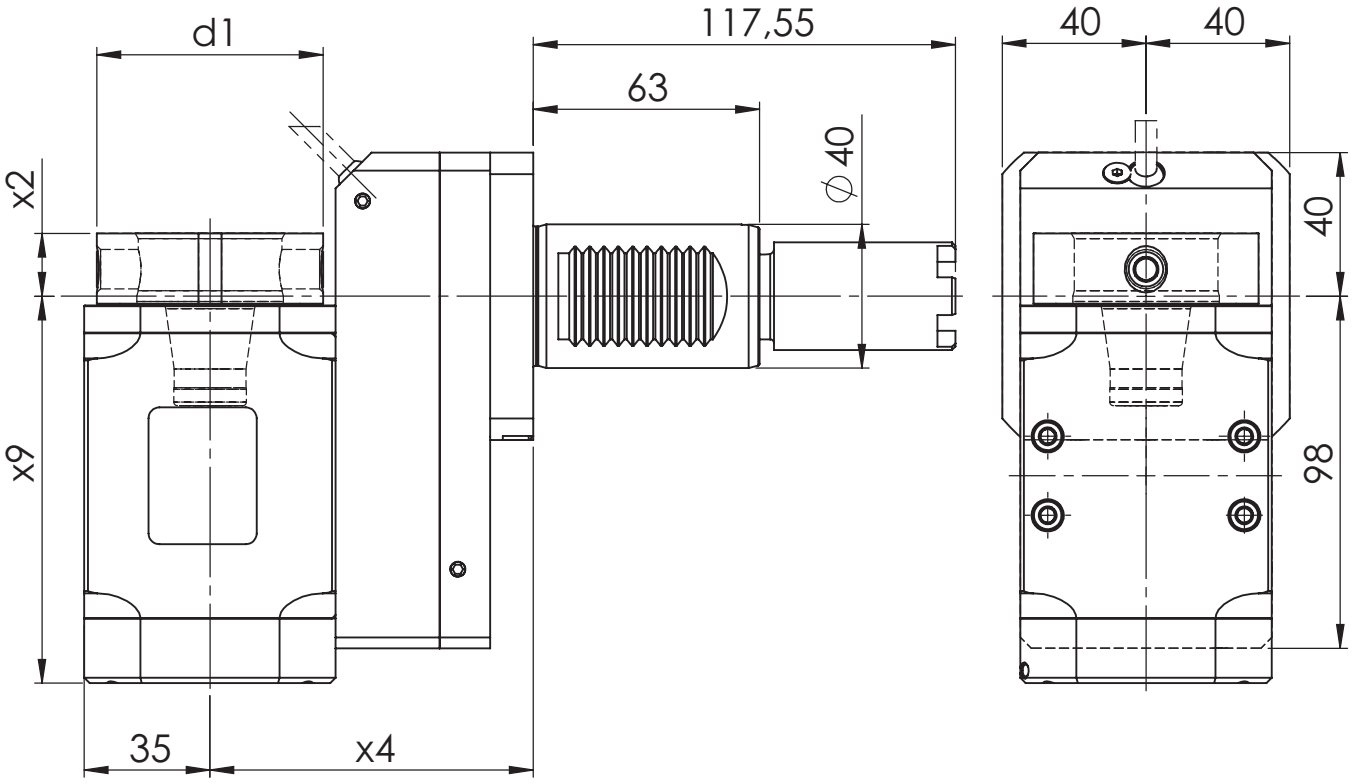

[mm] **d1**	[mm] **x2**	[mm] **x4**	[mm] **x9**	Spindle **Spindel**	[Nm] **T max**	[rpm] **n max**	**i**	ec **Ak**	ic **Ik**	[bar] **p**	Version **Ausführung**	Order no. **Bestellnummer**
63	17,5	90	98,7	WFB 40-25	50	6.000	1:1	x			L	MPU.M40.B40.VA0.9649L
63	17,5	90	107,7	WFB 40-25	50	6.000	1:1	x	x	80	L	MPU.M40.B40.VE0.9649L
63	17,5	90	98,7	WFB 40-25	50	3.000	2:1	x			L	MPU.M40.B40.WA0.9649L
63	17,5	90	107,7	WFB 40-25	50	3.000	2:1	x	x	80	L	MPU.M40.B40.WE0.9649L
63	17,5	90	98,7	WFB 40-25	25	9.000	1:2	x			L	MPU.M40.B40.XA0.9649L
63	17,5	90	107,7	WFB 40-25	25	9.000	1:2	x	x	80	L	MPU.M40.B40.XE0.9649L

Spare Parts
Ersatzteile

threaded taper pin **Kegelgewindestift**	Spindle **Spindel**	Tightening torque [Nm] **Anzugsmoment [Nm]**	Oder no **Bestellnummer**
M12x1	WFB 40-25	25	WFS.M12X1

Haas

Axial Bohr- und Fräskopf
Axial drilling and milling head

WG 35



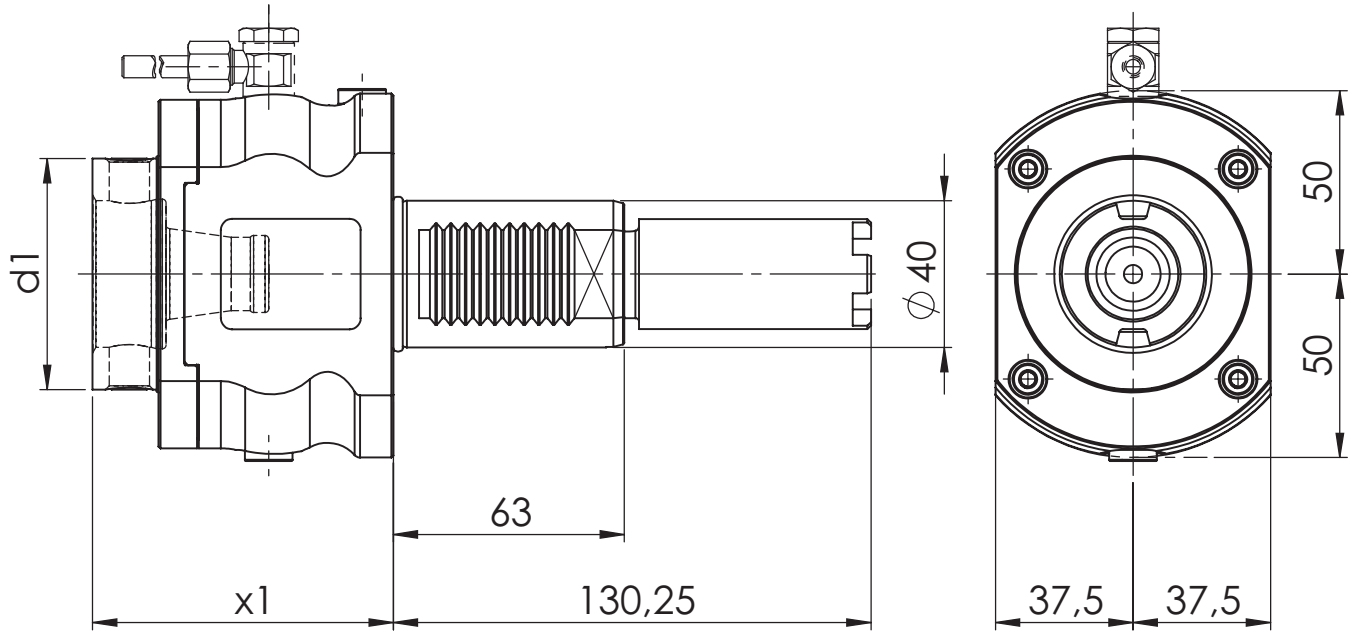

[mm] **d1**	[mm] **x1**	Spindle **Spindel**	[Nm] **T max**	[rpm] **n max**	**i**	ec **Ak**	ic **Ik**	[bar] **p**	Version **Ausführung**	Order no. **Bestellnummer**
63	82	WFB 40-25	50	6.000	1:1	x				MPU.M40.B40.AA0.9741
63	82	WFB 40-25	50	6.000	1:1	x	x	20		MPU.M40.B40.AE0.9741

Spare Parts
Ersatzteile

threaded taper pin **Kegelgewindestift**	Spindle **Spindel**	Tightening torque [Nm] **Anzugsmoment [Nm]**	Oder no **Bestellnummer**
M12x1	WFB 40-25	25	WFS.M12X1

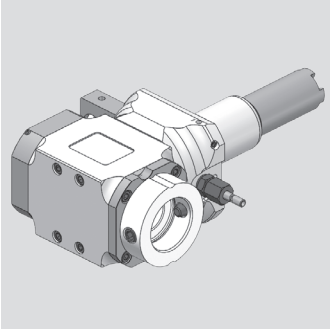

Haas

Radial Bohr- und Fräskopf
Radial drilling and milling head

WG 35

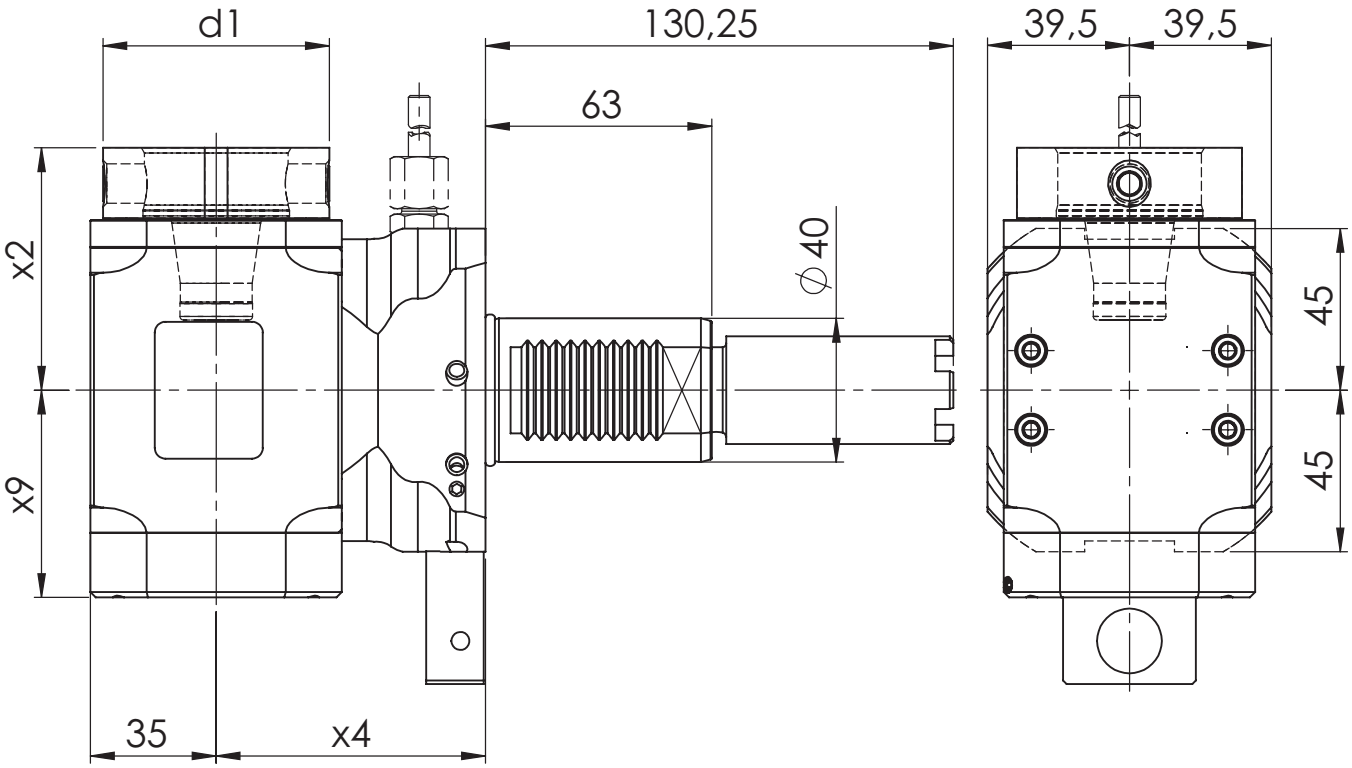

[mm] **d1**	[mm] **x2**	[mm] **x4**	[mm] **x9**	Spindle **Spindel**	[Nm] **T max**	[rpm] **n max**	**i**	ec **Ak**	ic **Ik**	[bar] **p**	Version **Ausführung**	Order no. **Bestellnummer**
63	67,5	75	48,7	WFB 40-25	50	6.000	1:1	x			L	MPU.M40.B40.RA0.9749L
63	67,5	75	57,7	WFB 40-25	50	6.000	1:1	x	x	80	L	MPU.M40.B40.RE0.9749L

Spare Parts
Ersatzteile

threaded taper pin **Kegelgewindestift**	Spindle **Spindel**	Tightening torque [Nm] **Anzugsmoment [Nm]**	Oder no **Bestellnummer**
M12x1	WFB 40-25	25	WFS.M12X1

Haas

Radial Bohr- und Fräskopf
Radial drilling and milling head

WG 35



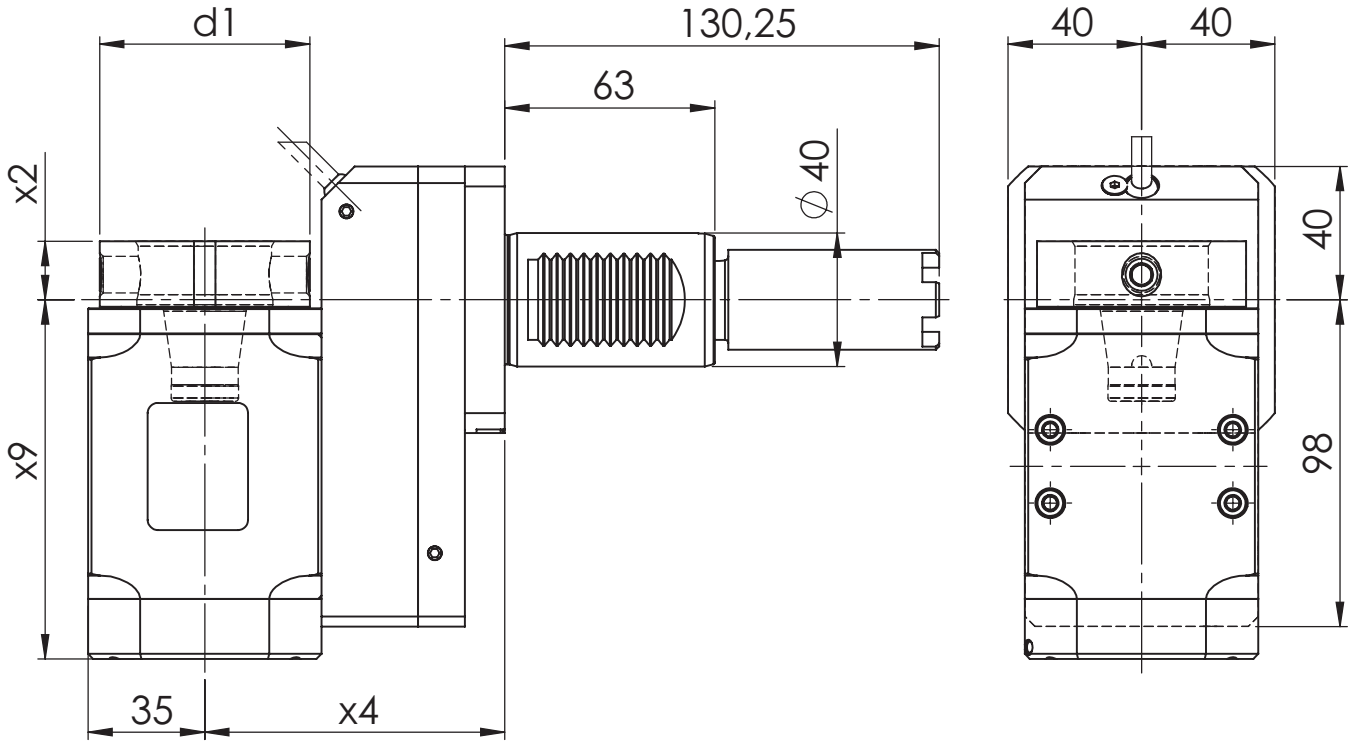

[mm] **d1**	[mm] **x2**	[mm] **x4**	[mm] **x9**	Spindle **Spindel**	[Nm] **T max**	[rpm] **n max**	**i**	ec **Ak**	ic **Ik**	[bar] **p**	Version **Ausführung**	Order no. **Bestellnummer**
63	17,5	90	98,7	WFB 40-25	50	6.000	1:1	x			L	MPU.M40.B40.VA0.9749L
63	17,5	90	107,7	WFB 40-25	50	6.000	1:1	x	x	80	L	MPU.M40.B40.VE0.9749L
63	17,5	90	98,7	WFB 40-25	50	3.000	2:1	x			L	MPU.M40.B40.WA0.9749L
63	17,5	90	107,7	WFB 40-25	50	3.000	2:1	x	x	80	L	MPU.M40.B40.WE0.9749L
63	17,5	90	98,7	WFB 40-25	25	9.000	1:2	x			L	MPU.M40.B40.XA0.9749L
63	17,5	90	107,7	WFB 40-25	25	9.000	1:2	x	x	80	L	MPU.M40.B40.XE0.9749L

Spare Parts
Ersatzteile

threaded taper pin **Kegelgewindestift**	Spindle **Spindel**	Tightening torque [Nm] **Anzugsmoment [Nm]**	Oder no **Bestellnummer**
M12x1	WFB 40-25	25	WFS.M12X1

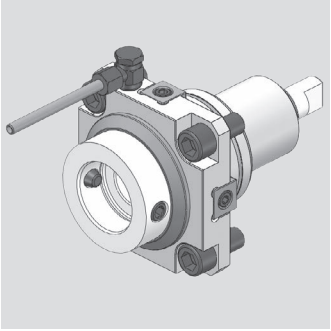

Haas

Axial Bohr- und Fräskopf
Axial drilling and milling head

WG 35

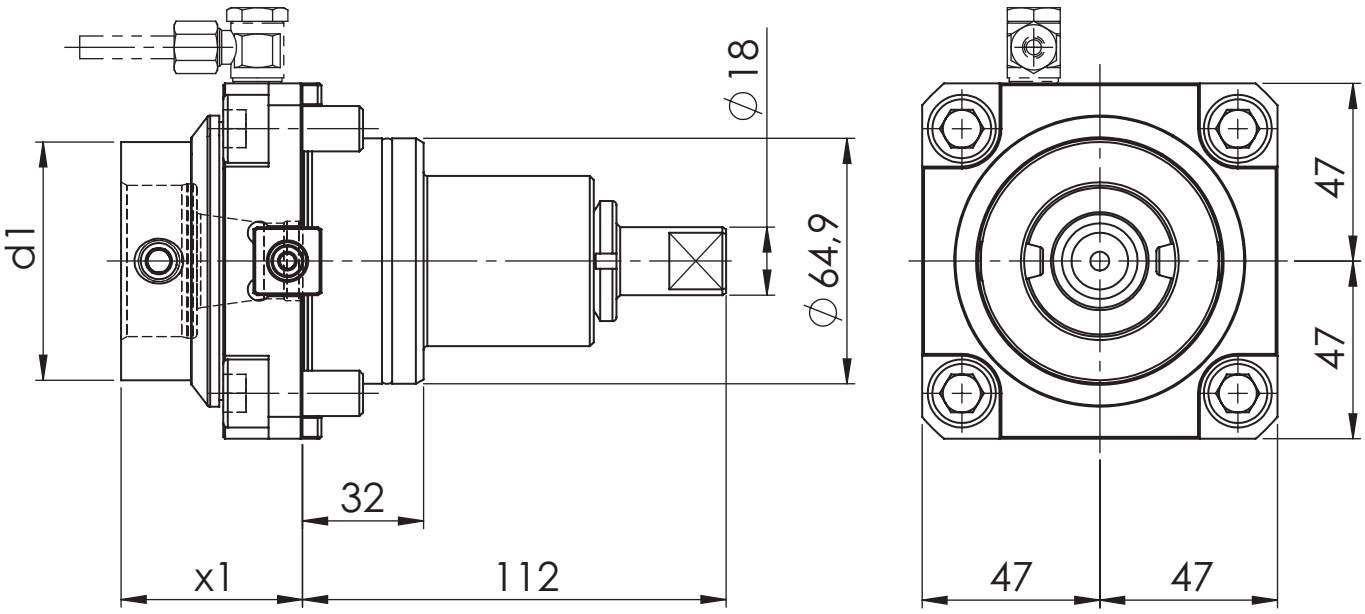

[mm] **d1**	[mm] **x1**	Spindle **Spindel**	[Nm] **T max**	[rpm] **n max**	**i**	ec **Ak**	ic **Ik**	[bar] **p**	Version **Ausführung**	Order no. **Bestellnummer**
63	48	WFB 40-25	70	6.000	1:1	x				MPU.Z65.B40.AA0.9841
63	48	WFB 40-25	70	6.000	1:1	x	x	20		MPU.Z65.B40.AE0.9841

Spare Parts
Ersatzteile

threaded taper pin **Kegelgewindestift**	Spindle **Spindel**	Tightening torque [Nm] **Anzugsmoment [Nm]**	Oder no **Bestellnummer**
M12x1	WFB 40-25	25	WFS.M12X1

Haas

Radial Bohr- und Fräskopf
Radial drilling and milling head

WG 35

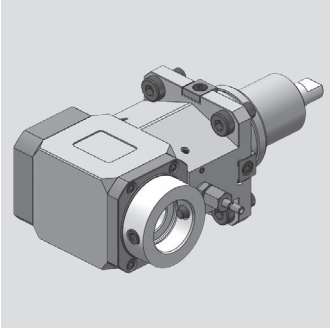

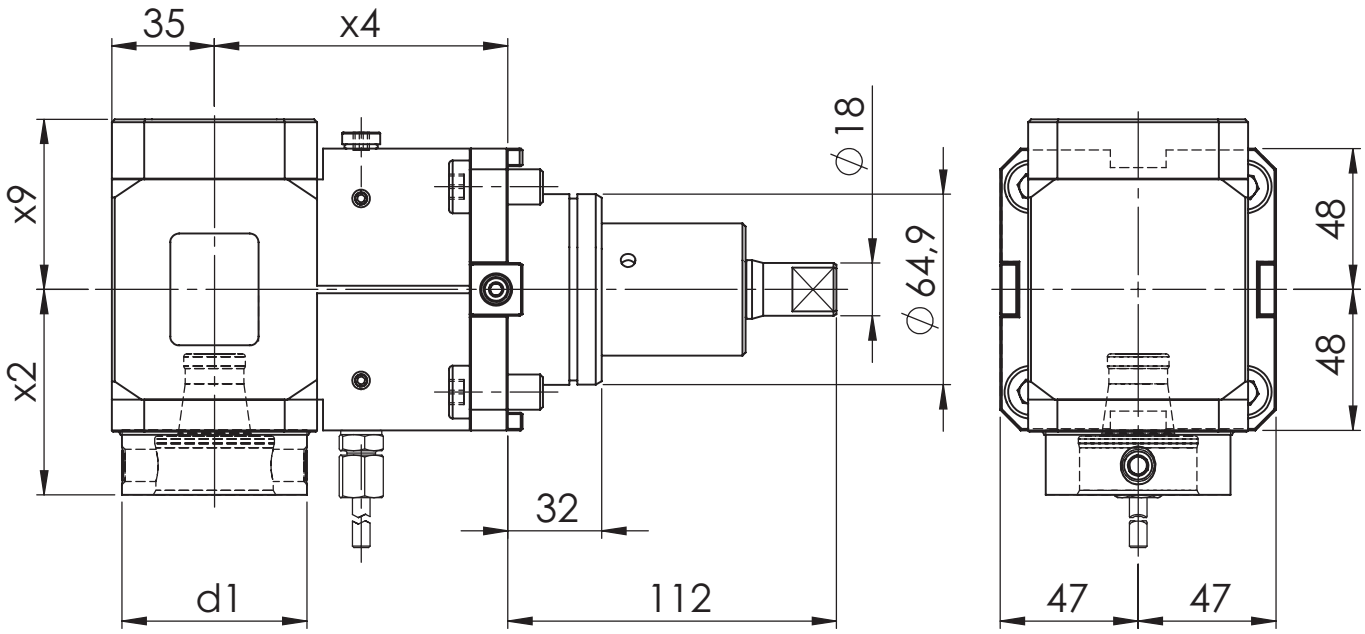

[mm] **d1**	[mm] **x2**	[mm] **x4**	[mm] **x9**	Spindle **Spindel**	[Nm] **T max**	[rpm] **n max**	**i**	ec **Ak**	ic **Ik**	[bar] **p**	Version **Ausführung**	Order no. **Bestellnummer**
63	70	100	47,5	WFB 40-25	70	6.000	1:1	x				MPU.Z65.B40.LA0.9849
63	70	100	58	WFB 40-25	70	6.000	1:1	x	x	80		MPU.Z65.B40.LE0.9849
63	67,5	85	47,5	WFB 40-25	70	6.000	1:1	x				MPU.Z65.B40.PA0.9849
63	67,5	85	58	WFB 40-25	70	6.000	1:1	x	x	80		MPU.Z65.B40.PE0.9849
63	67,5	72	47,5	WFB 40-25	70	6.000	1:1	x				MPU.Z65.B40.RA0.9849
63	67,5	72	58	WFB 40-25	70	6.000	1:1	x	x	80		MPU.Z65.B40.RE0.9849

Spare Parts
Ersatzteile

threaded taper pin **Kegelgewindestift**	Spindle **Spindel**	Tightening torque [Nm] **Anzugsmoment [Nm]**	Oder no **Bestellnummer**
M12x1	WFB 40-25	25	WFS.M12X1

Modulare Aggregatetechnik

Hardinge

Werkzeugtechnik

Katalog HAR-01

Werkzeugtechnik

Inhaltsverzeichnis für Hardinge

Table of contents for Hardinge

Beschreibung / Description	Seite / Page
Hardinge Schafttyp BMT 55	**10.1 - 10.3**

Hardinge

Axial Bohr- und Fräskopf
Axial drilling and milling head

WG 35



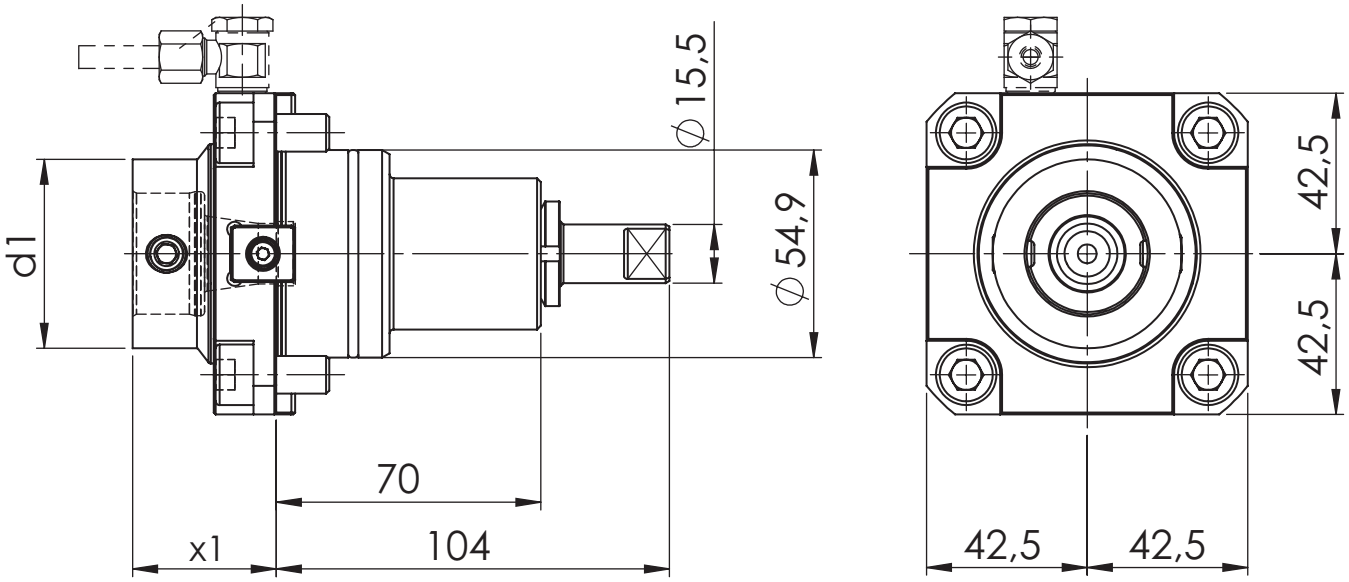

[mm] **d1**	[mm] **x1**	Spindle **Spindel**	[Nm] **T max**	[rpm] **n max**	**i**	ec **Ak**	ic **Ik**	[bar] **p**	Version **Ausführung**	Order no. **Bestellnummer**
50	38	WFB 32-20	50	6.000	1:1	x				MPU.Z55.B32.AA0.HARD
50	38	WFB 32-20	50	6.000	1:1	x	x	20		MPU.Z55.B32.AE0.HARD

Spare Parts
Ersatzteile

threaded taper pin **Kegelgewindestift**	Spindle **Spindel**	Tightening torque [Nm] **Anzugsmoment [Nm]**	Oder no **Bestellnummer**
M10X1	WFB 32-20	20	WFS.M10X1X11



Hardinge

Radial Bohr- und Fräskopf
Radial drilling and milling head

WG 35

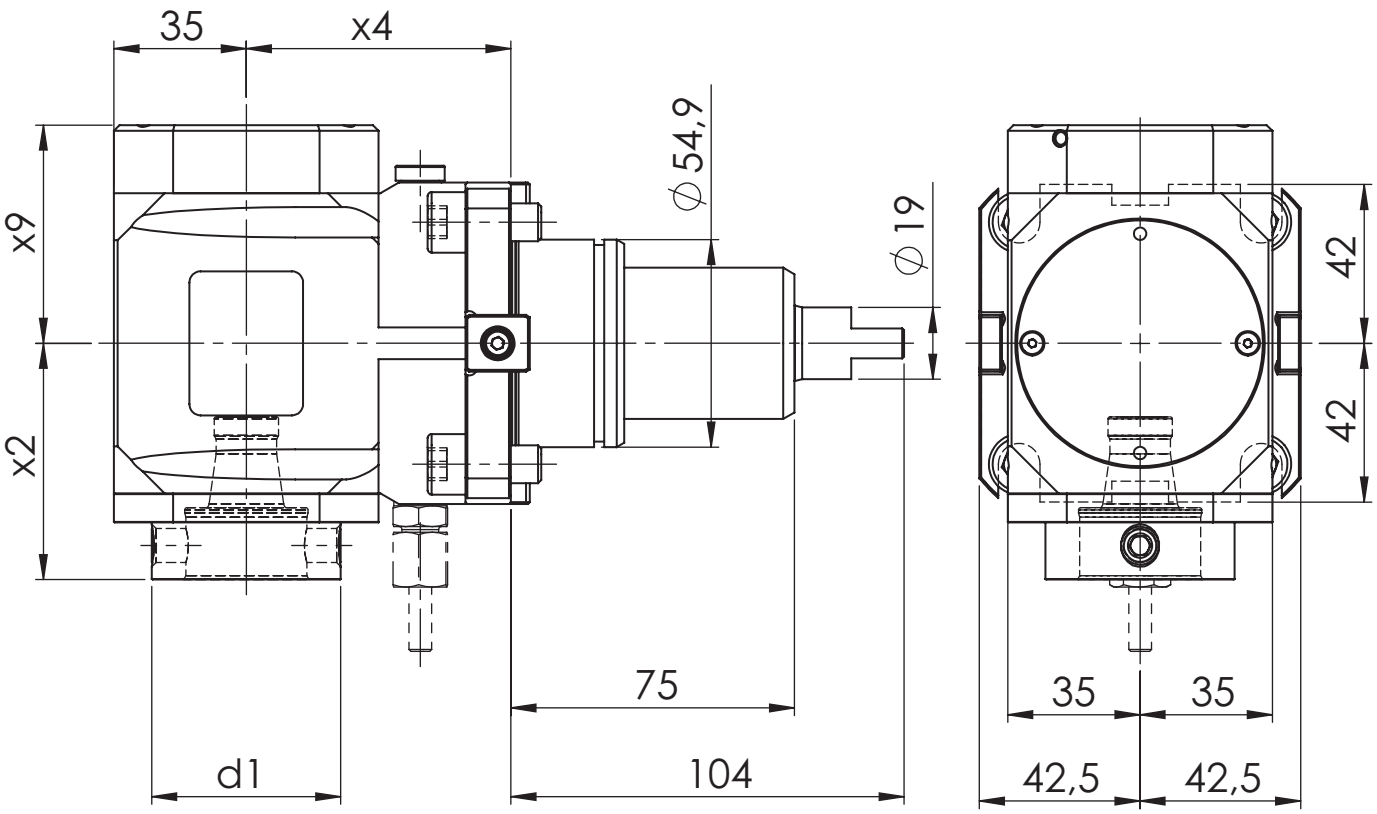

[mm] **d1**	[mm] **x2**	[mm] **x4**	[mm] **x9**	Spindle **Spindel**	[Nm] **T max**	[rpm] **n max**	**i**	ec **Ak**	ic **Ik**	[bar] **p**	Version **Ausführung**	Order no. **Bestellnummer**
50	62,5	70	48,7	WFB 32-20	50	6.000	1:1	x				MPU.Z55.B32.RA0.HARD
50	62,5	70	57,7	WFB 32-20	50	6.000	1:1	x	x	80		MPU.Z55.B32.RE0.HARD

Spare Parts
Ersatzteile

threaded taper pin **Kegelgewindestift**	Spindle **Spindel**	Tightening torque [Nm] **Anzugsmoment [Nm]**	Oder no **Bestellnummer**
M10X1	WFB 32-20	20	WFS.M10X1X11

Hardinge

Radial Bohr- und Fräskopf
Radial drilling and milling head

WG 35



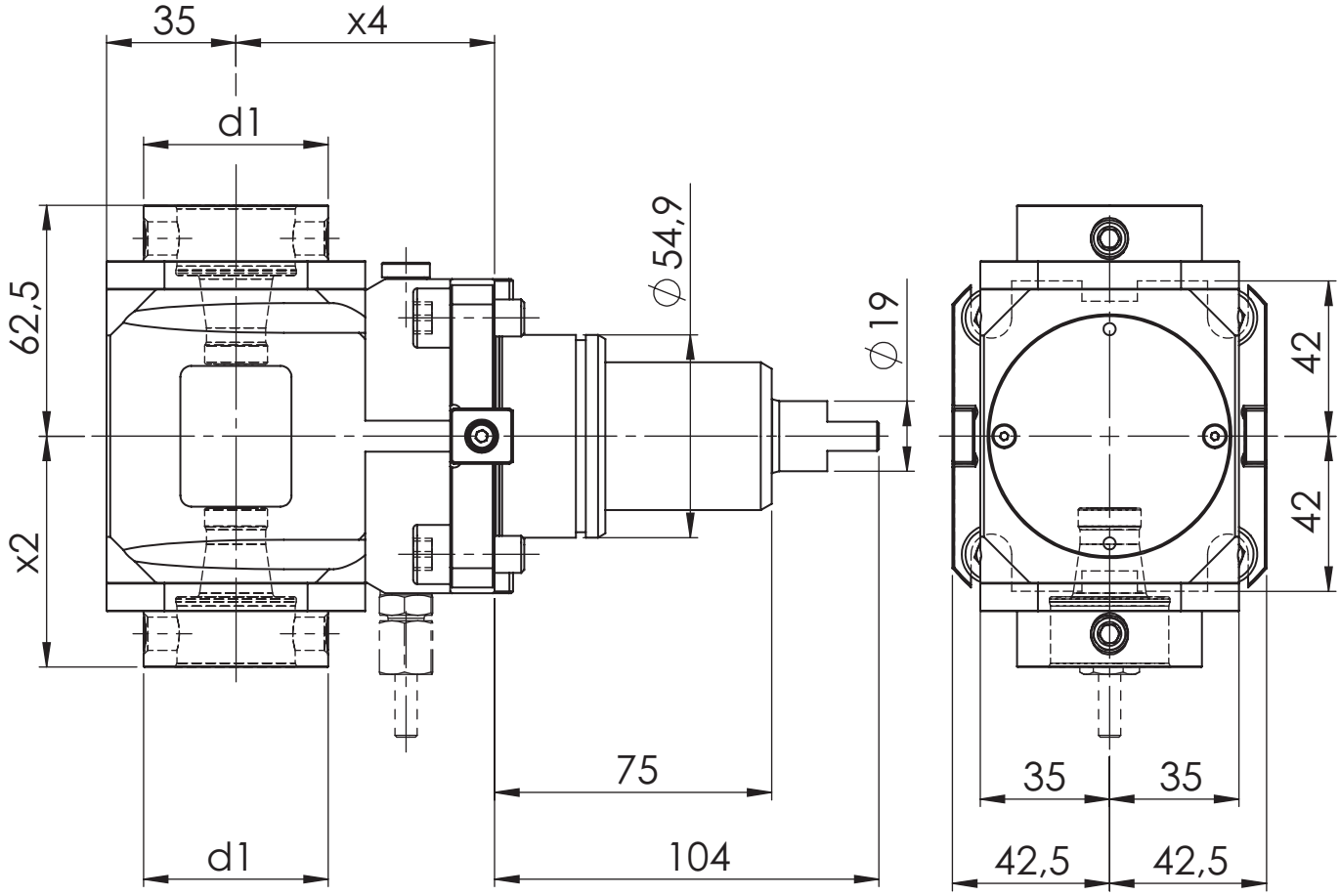

[mm] **d1**	[mm] **x2**	[mm] **x4**	Spindle **Spindel**	[Nm] **T max**	[rpm] **n max**	**i**	ec **Ak**	ic **Ik**	[bar] **p**	Version **Ausführung**	Order no. **Bestellnummer**
50	62,5	70	WFB 32-20	50	6.000	1:1	x				MPU.Z55.B32.2A0.HARD

Spare Parts
Ersatzteile

threaded taper pin **Kegelgewindestift**	Spindle **Spindel**	Tightening torque [Nm] **Anzugsmoment [Nm]**	Oder no **Bestellnummer**
M10X1	WFB 32-20	20	WFS.M10X1X11

Modulare Aggregatetechnik

INDEX

Werkzeugtechnik

Katalog IND-01

Werkzeugtechnik

Inhaltsverzeichnis für INDEX

Table of contents for INDEX

Beschreibung / Description	Seite / Page
INDEX Schafttyp VDI 25	**11.1 - 11.11**
INDEX Schafttyp VDI 30	**11.12 - 11.26**
INDEX Schafttyp VDI 40	**11.27**

INDEX

Axial Bohr- und Fräskopf
Axial drilling and milling head

WG 35

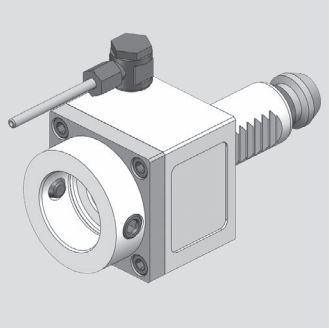

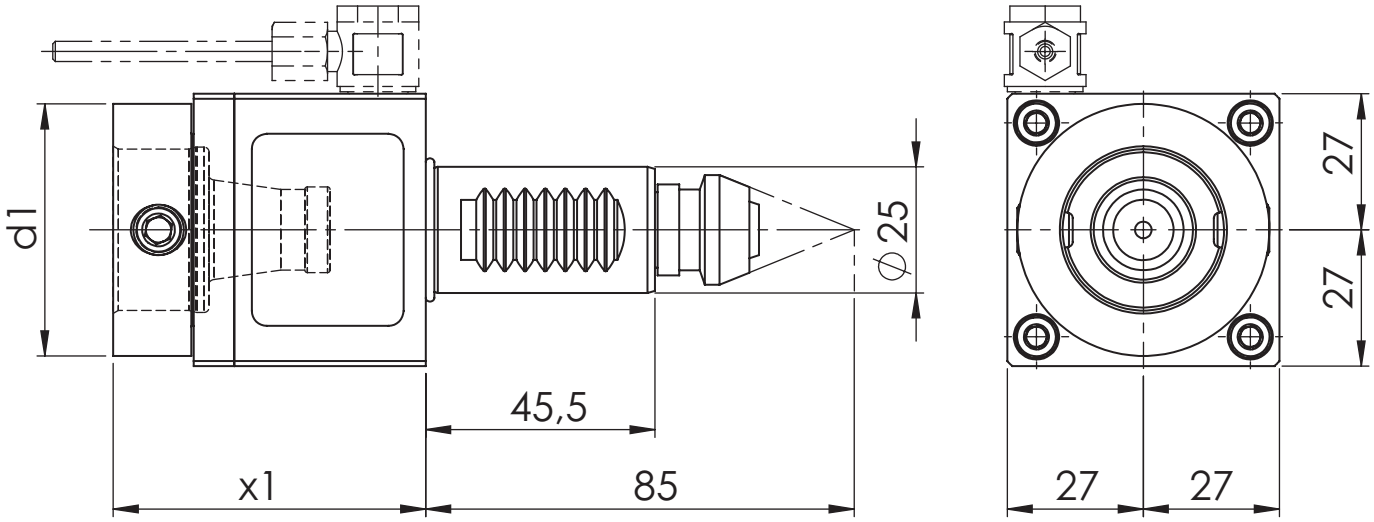

[mm] **d1**	[mm] **x1**	Spindle **Spindel**	[Nm] **T max**	[rpm] **n max**	**i**	ec **Ak**	ic **Ik**	[bar] **p**	Version **Ausführung**	Order no. **Bestellnummer**
50	62	WFB 32-20	12,5	6.000	1:1	x				MPU.M25.B32.AA0.ABC
50	62	WFB 32-20	12,5	6.000	1:1	x	x	20		MPU.M25.B32.AE0.ABC

Spare Parts
Ersatzteile

threaded taper pin **Kegelgewindestift**	Spindle **Spindel**	Tightening torque [Nm] **Anzugsmoment [Nm]**	Oder no **Bestellnummer**
M10X1	WFB 32-20	20	WFS.M10X1X11



INDEX

Axial Bohr- und Fräskopf
Axial drilling and milling head

WG 35

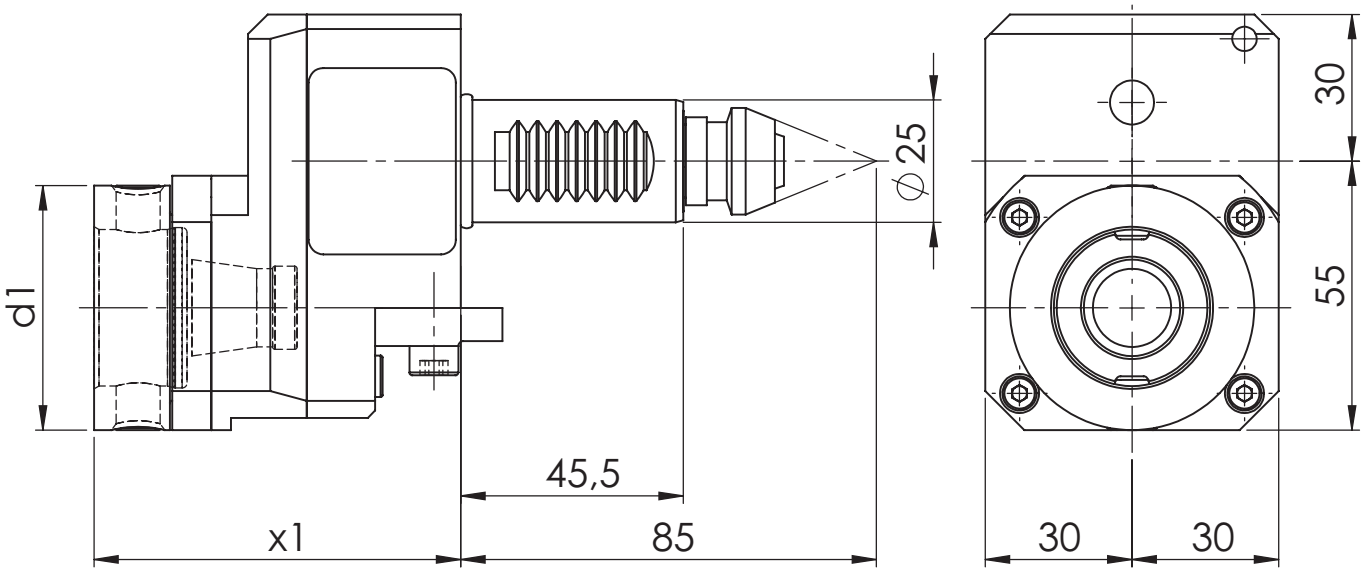

[mm] **d1**	[mm] **x1**	Spindle **Spindel**	[Nm] **T max**	[rpm] **n max**	**i**	ec **Ak**	ic **Ik**	[bar] **p**	Version **Ausführung**	Order no. **Bestellnummer**
50	75	WFB 32-20	10	12.000	1:2	x			L/R	MPU.M25.B32.BA0.ABC-D
50	75	WFB 32-20	30	3.000	2:1	x			L/R	MPU.M25.B32.CA0.ABC-D

Spare Parts
Ersatzteile

threaded taper pin **Kegelgewindestift**	Spindle **Spindel**	Tightening torque [Nm] **Anzugsmoment [Nm]**	Oder no **Bestellnummer**
M10X1	WFB 32-20	20	WFS.M10X1X11

INDEX

Radial Bohr- und Fräskopf
Radial drilling and milling head

WG 35



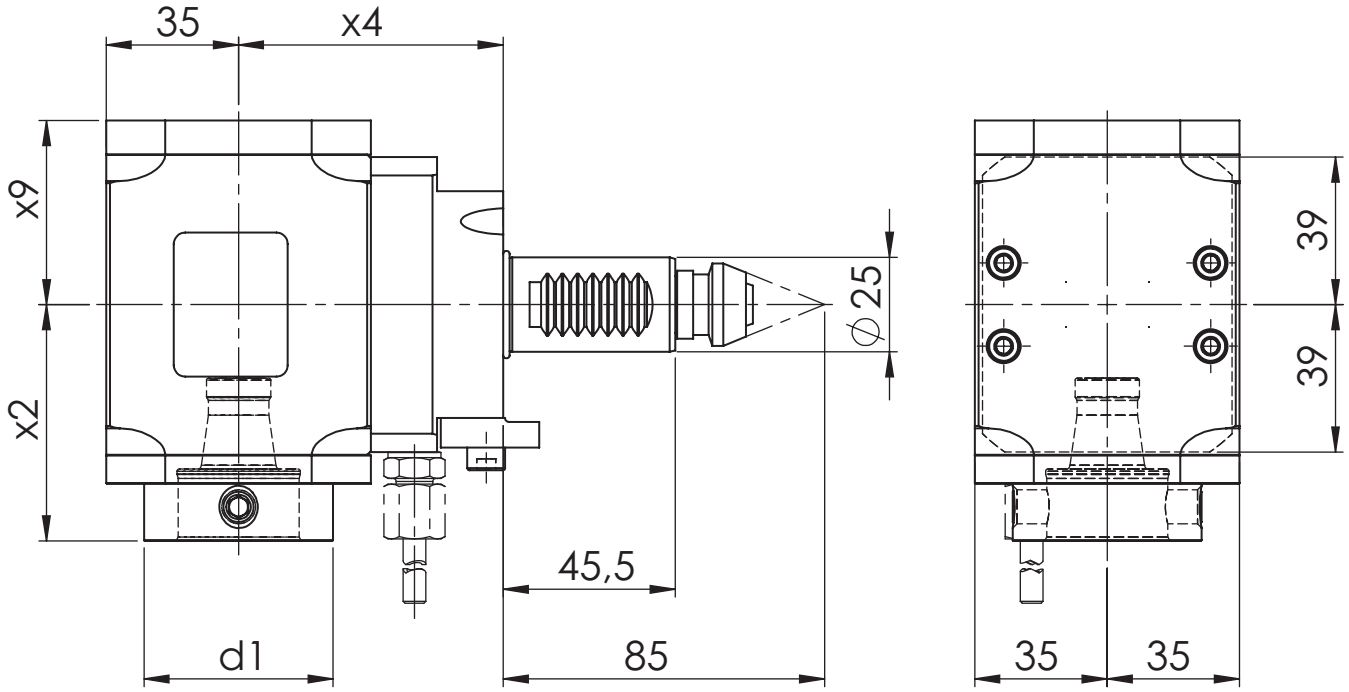

[mm] **d1**	[mm] **x2**	[mm] **x4**	[mm] **x9**	Spindle **Spindel**	[Nm] **T max**	[rpm] **n max**	**i**	ec **Ak**	ic **Ik**	[bar] **p**	Version **Ausführung**	Order no. **Bestellnummer**
50	62,5	70	48,7	WFB 32-20	25	6.000	1:1	x			L/R	MPU.M25.B32.RA0.ABC-D
50	62,5	70	53,7	WFB 32-20	25	6.000	1:1	x	x	80	L/R	MPU.M25.B32.RE0.ABC-D

Spare Parts
Ersatzteile

threaded taper pin **Kegelgewindestift**	Spindle **Spindel**	Tightening torque [Nm] **Anzugsmoment [Nm]**	Oder no **Bestellnummer**
M10X1	WFB 32-20	20	WFS.M10X1X11



INDEX

Axial Bohr- und Fräskopf
Axial drilling and milling head

WG 35

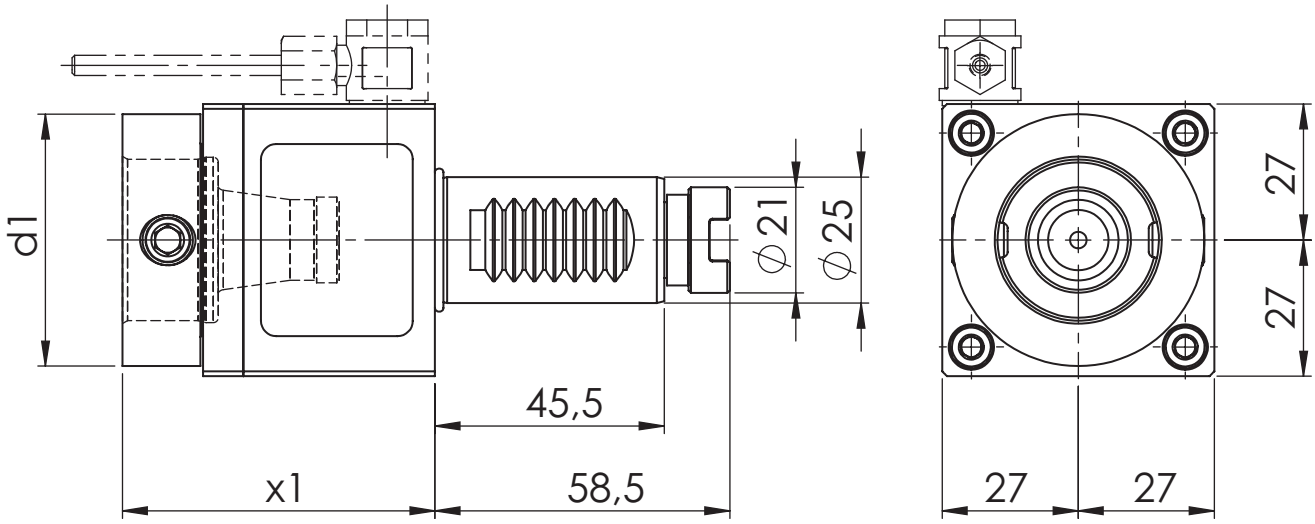

[mm] **d1**	[mm] **x1**	Spindle **Spindel**	[Nm] **T max**	[rpm] **n max**	**i**	ec **Ak**	ic **Ik**	[bar] **p**	Version **Ausführung**	Order no. **Bestellnummer**
50	62	WFB 32-20	12,5	6.000	1:1	x				MPU.M25.B32.AA0.G200
50	62	WFB 32-20	12,5	6.000	1:1	x				MPU.M25.B32.AA0.G200V
50	62	WFB 32-20	12,5	6.000	1:1	x	x	20		MPU.M25.B32.AE0.G200

Spare Parts
Ersatzteile

threaded taper pin **Kegelgewindestift**	Spindle **Spindel**	Tightening torque [Nm] **Anzugsmoment [Nm]**	Oder no **Bestellnummer**
M10X1	WFB 32-20	20	WFS.M10X1X11

INDEX

Axial Bohr- und Fräskopf
Axial drilling and milling head

WG 35



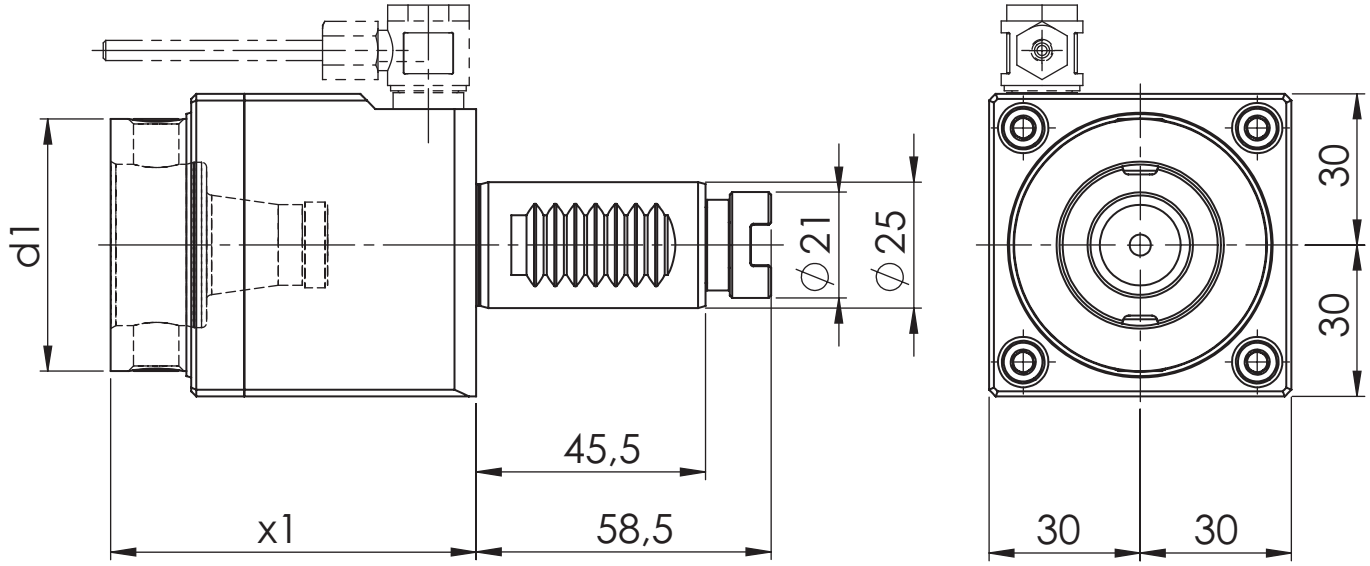

[mm] **d1**	[mm] **x1**	Spindle **Spindel**	[Nm] **T max**	[rpm] **n max**	**i**	ec **Ak**	ic **Ik**	[bar] **p**	Version **Ausführung**	Order no. **Bestellnummer**
50	72,5	WFB 32-20	25	6.000	1:1	x				MPU.M25.B32.AA0.G202
50	72,5	WFB 32-20	25	6.000	1:1	x	x	20		MPU.M25.B32.AE0.G202
50	72,5	WFB 32-20	25	6.000	1:1	x	x	60		MPU.M25.B32.AH0.G202

Spare Parts
Ersatzteile

threaded taper pin **Kegelgewindestift**	Spindle **Spindel**	Tightening torque [Nm] **Anzugsmoment [Nm]**	Oder no **Bestellnummer**
M10X1	WFB 32-20	20	WFS.M10X1X11



INDEX

Axial Bohr- und Fräskopf
Axial drilling and milling head

WG 35

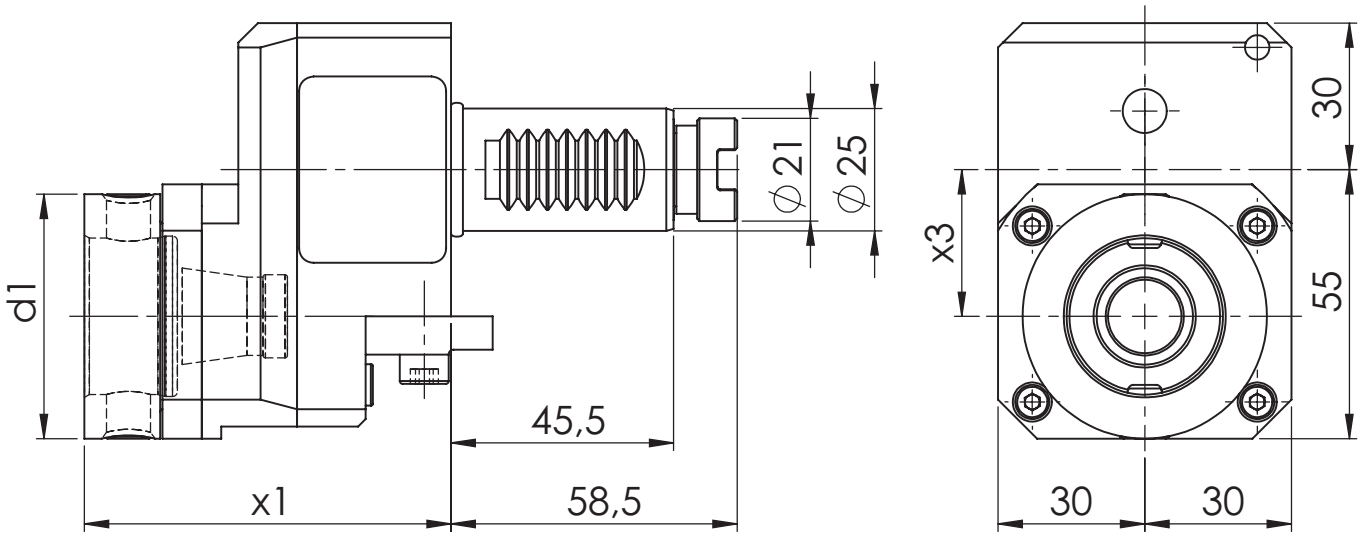

[mm] **d1**	[mm] **x1**	[mm] **x3**	Spindle **Spindel**	[Nm] **T max**	[rpm] **n max**	**i**	ec **Ak**	ic **Ik**	[bar] **p**	Version **Ausführung**	Order no. **Bestellnummer**
30	75	30	WFB 20-12	10	12.000	1:2	x			L/R	MPU.M25.B20.BA0.G200D
50	75	30	WFB 32-20	10	12.000	1:2	x			L/R	MPU.M25.B32.BA0.G200D
50	75	30	WFB 32-20	30	3.000	2:1	x			L/R	MPU.M25.B32.CA0.G200D

Spare Parts
Ersatzteile

threaded taper pin **Kegelgewindestift**	Spindle **Spindel**	Tightening torque [Nm] **Anzugsmoment [Nm]**	Oder no **Bestellnummer**
M6X0,75	WFB 20-12	4	WFS.M6X0,75.TORX15PLUS
M10X1	WFB 32-20	20	WFS.M10X1X11

INDEX

Radial Bohr- und Fräskopf
Radial drilling and milling head

WG 35



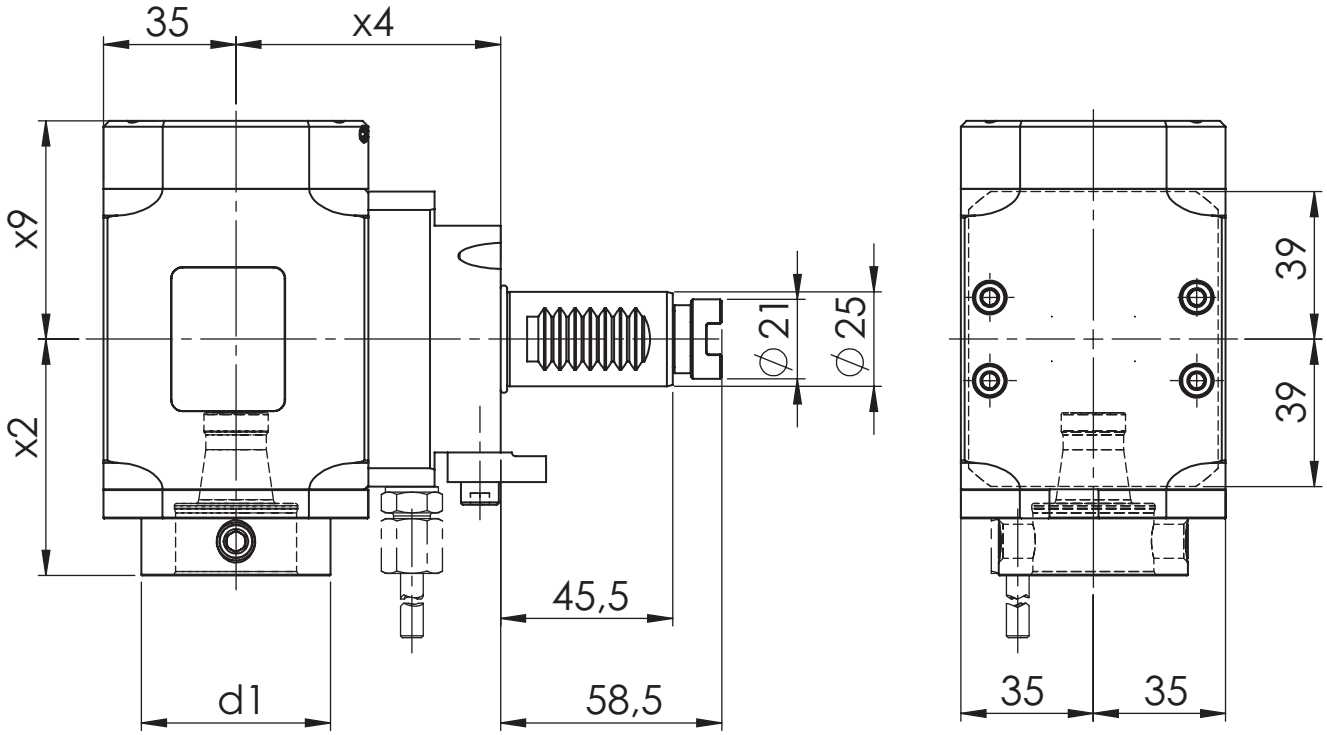

[mm] **d1**	[mm] **x2**	[mm] **x4**	[mm] **x9**	Spindle **Spindel**	[Nm] **T max**	[rpm] **n max**	**i**	ec **Ak**	ic **Ik**	[bar] **p**	Version **Ausführung**	Order no. **Bestellnummer**
50	62,5	70	48,7	WFB 32-20	25	6.000	1:1	x			L/R	MPU.M25.B32.RA0.G200D
50	62,5	70	48,7	WFB 32-20	25	6.000	1:1	x			L/R	MPU.M25.B32.RA0.G200VD
50	62,5	70	57,7	WFB 32-20	25	6.000	1:1	x	x	80	L/R	MPU.M25.B32.RE0.G200D
50	62,5	70	57,7	WFB 32-20	25	6.000	1:1	x	x	80	L/R	MPU.M25.B32.RE0.G200VD

Spare Parts
Ersatzteile

threaded taper pin **Kegelgewindestift**	Spindle **Spindel**	Tightening torque [Nm] **Anzugsmoment [Nm]**	Oder no **Bestellnummer**
M10X1	WFB 32-20	20	WFS.M10X1X11



INDEX

Radial Bohr- und Fräskopf
Radial drilling and milling head

WG 35

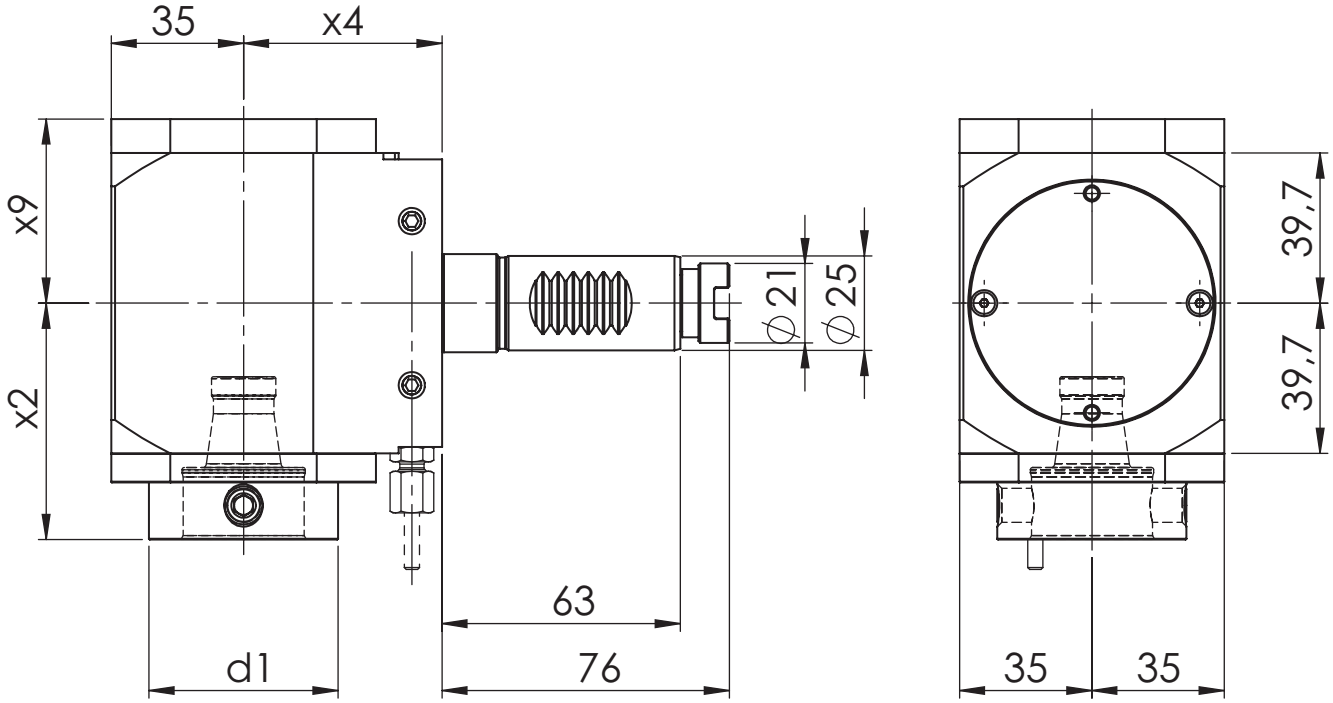

[mm] **d1**	[mm] **x2**	[mm] **x4**	[mm] **x9**	Spindle **Spindel**	[Nm] **T max**	[rpm] **n max**	**i**	ec **Ak**	ic **Ik**	[bar] **p**	Version **Ausführung**	Order no. **Bestellnummer**
50	62,5	52,5	48,7	WFB 32-20	25	6.000	1:1	x			L/R	MPU.M25.B32.RA0.G202W
50	62,5	52,5	57,7	WFB 32-20	25	6.000	1:1	x	x	80	L/R	MPU.M25.B32.RE0.G202W

Spare Parts
Ersatzteile

threaded taper pin **Kegelgewindestift**	Spindle **Spindel**	Tightening torque [Nm] **Anzugsmoment [Nm]**	Oder no **Bestellnummer**
M10X1	WFB 32-20	20	WFS.M10X1X11

INDEX

Radial Bohr- und Fräskopf
Radial drilling and milling head

WG 35

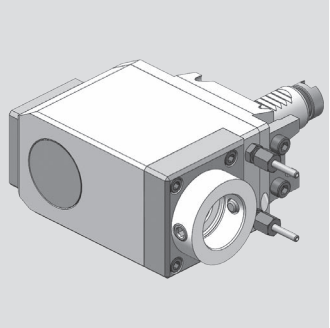

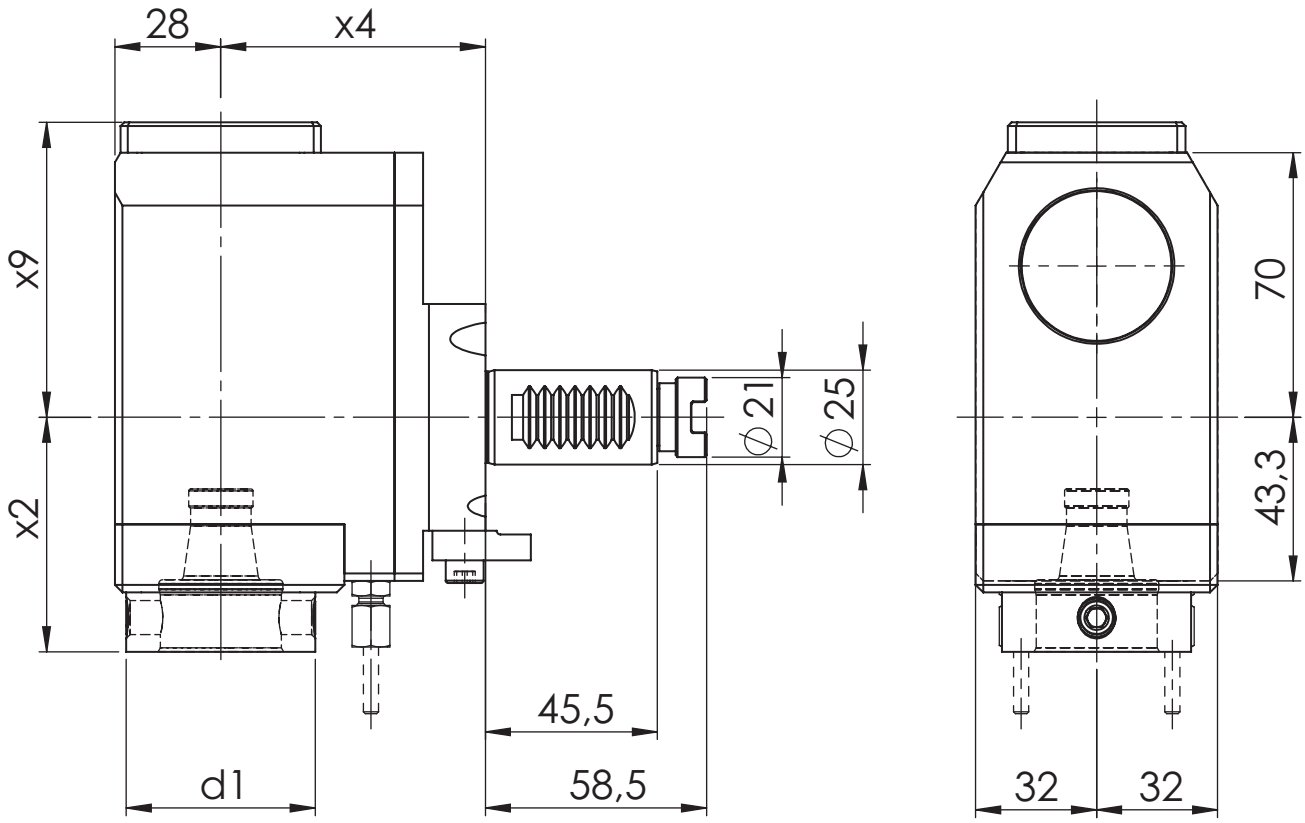

[mm] **d1**	[mm] **x2**	[mm] **x4**	[mm] **x9**	Spindle **Spindel**	[Nm] **T max**	[rpm] **n max**	**i**	ec **Ak**	ic **Ik**	[bar] **p**	Version **Ausführung**	Order no. **Bestellnummer**
50	62,5	70	78	WFB 32-20	10	9.000	1:1,5	x	x	80	L/R	MPU.M25.B32.XE0.G200VD

Spare Parts
Ersatzteile

threaded taper pin **Kegelgewindestift**	Spindle **Spindel**	Tightening torque [Nm] **Anzugsmoment [Nm]**	Oder no **Bestellnummer**
M10X1	WFB 32-20	20	WFS.M10X1X11



INDEX

Radial Bohr- und Fräskopf
Radial drilling and milling head

WG 35

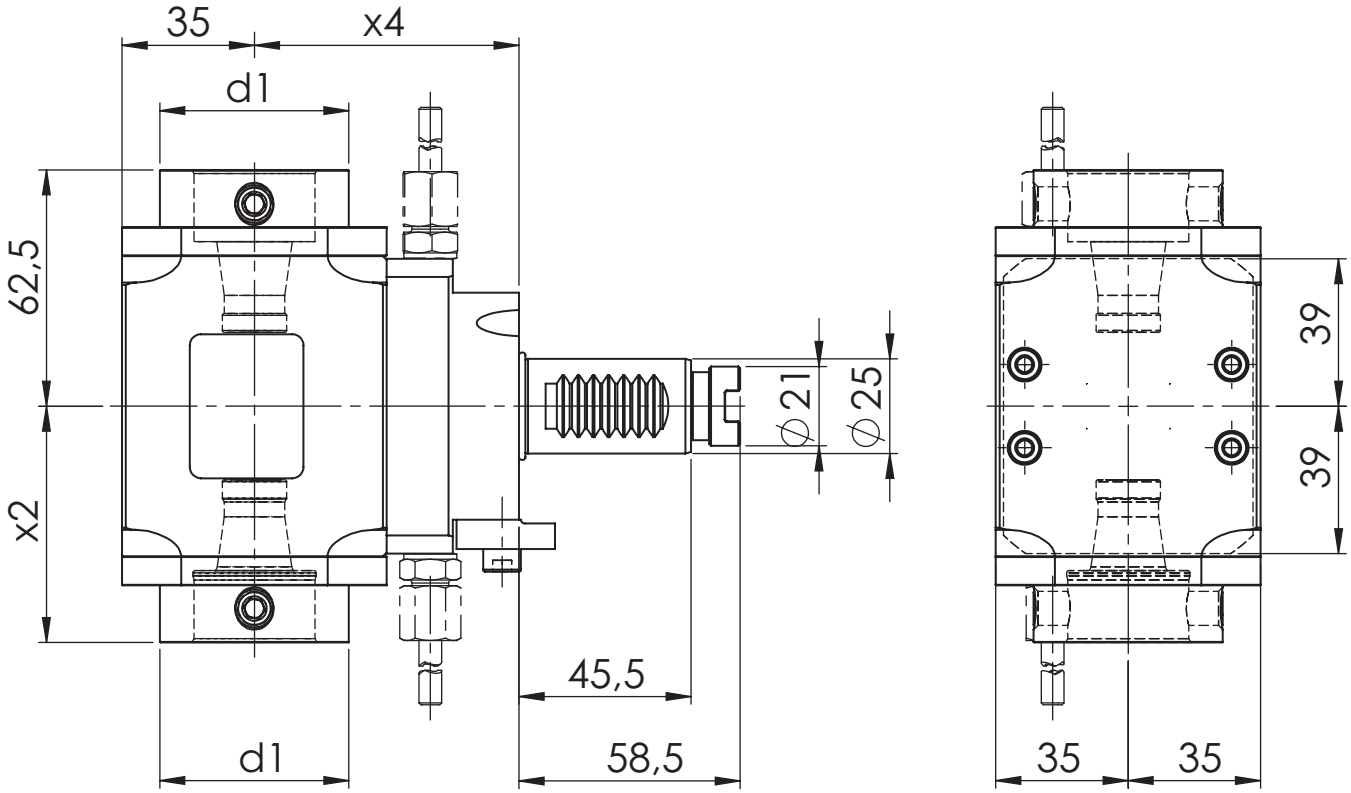

[mm] **d1**	[mm] **x2**	[mm] **x4**	Spindle **Spindel**	[Nm] **T max**	[rpm] **n max**	**i**	ec **Ak**	ic **Ik**	[bar] **p**	Version **Ausführung**	Order no. **Bestellnummer**
50	62,5	70	WFB 32-20	25	6.000	1:1	x				MPU.M25.B32.2A0.G200

Spare Parts
Ersatzteile

threaded taper pin **Kegelgewindestift**	Spindle **Spindel**	Tightening torque [Nm] **Anzugsmoment [Nm]**	Oder no **Bestellnummer**
M10X1	WFB 32-20	20	WFS.M10X1X11

INDEX

Axial Bohr- und Fräskopf
Axial drilling and milling head

WG 35

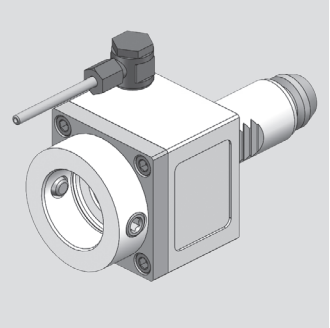

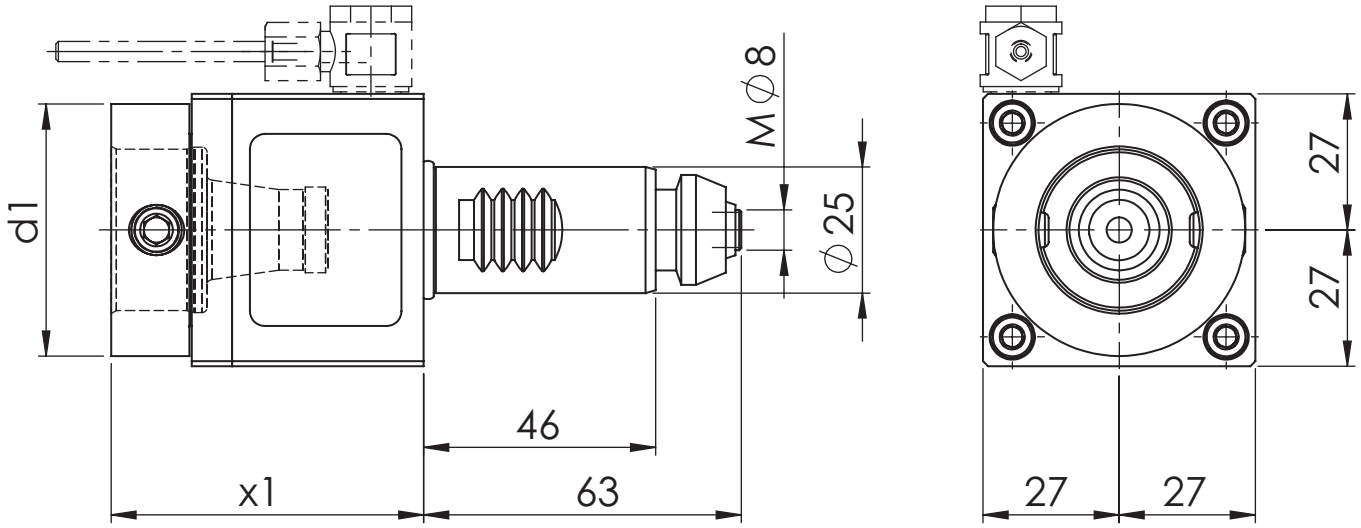

[mm] **d1**	[mm] **x1**	Spindle **Spindel**	[Nm] **T max**	[rpm] **n max**	**i**	ec **Ak**	ic **Ik**	[bar] **p**	Version **Ausführung**	Order no. **Bestellnummer**
50	62	WFB 32-20	12	6.000	1:1	x				MPU.M25.B32.AA0.3030

Spare Parts
Ersatzteile

threaded taper pin **Kegelgewindestift**	Spindle **Spindel**	Tightening torque [Nm] **Anzugsmoment [Nm]**	Oder no **Bestellnummer**
M10X1	WFB 32-20	20	WFS.M10X1X11



INDEX

Axial Bohr- und Fräskopf
Axial drilling and milling head

WG 35

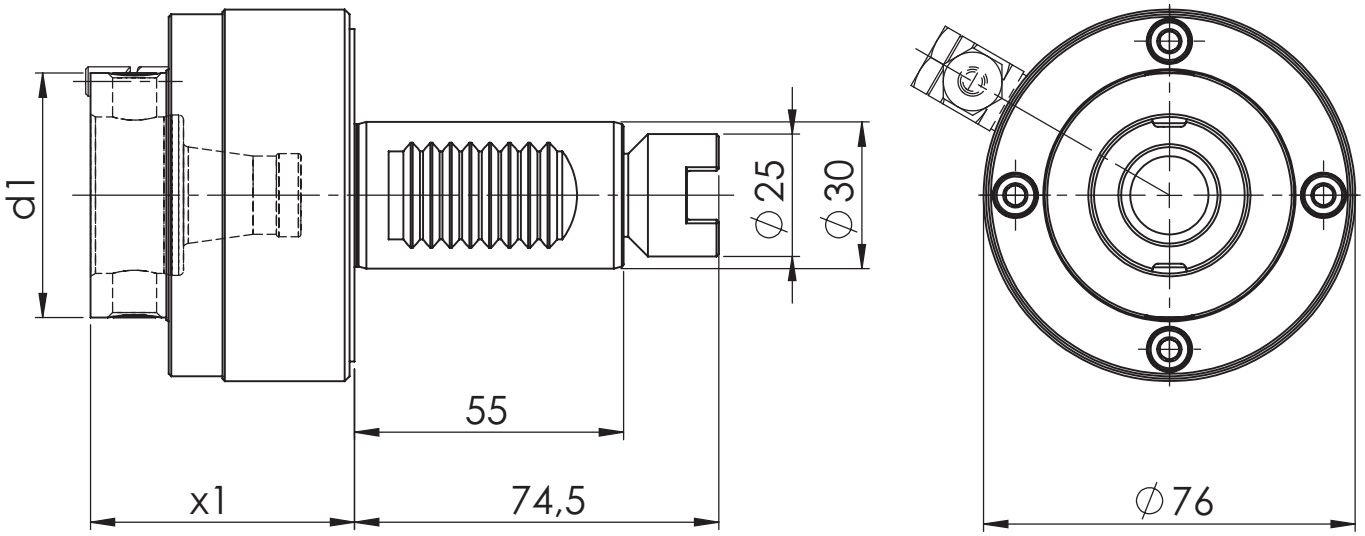

[mm] **d1**	[mm] **x1**	Spindle **Spindel**	[Nm] **T max**	[rpm] **n max**	**i**	ec **Ak**	ic **Ik**	[bar] **p**	Version **Ausführung**	Order no. **Bestellnummer**
50	54	WFB 32-20	25	6.000	1:1	x				MPU.M30.B32.AA0.1841K

Spare Parts
Ersatzteile

threaded taper pin **Kegelgewindestift**	Spindle **Spindel**	Tightening torque [Nm] **Anzugsmoment [Nm]**	Oder no **Bestellnummer**
M10X1	WFB 32-20	20	WFS.M10X1X11

INDEX

Axial Bohr- und Fräskopf
Axial drilling and milling head

WG 35



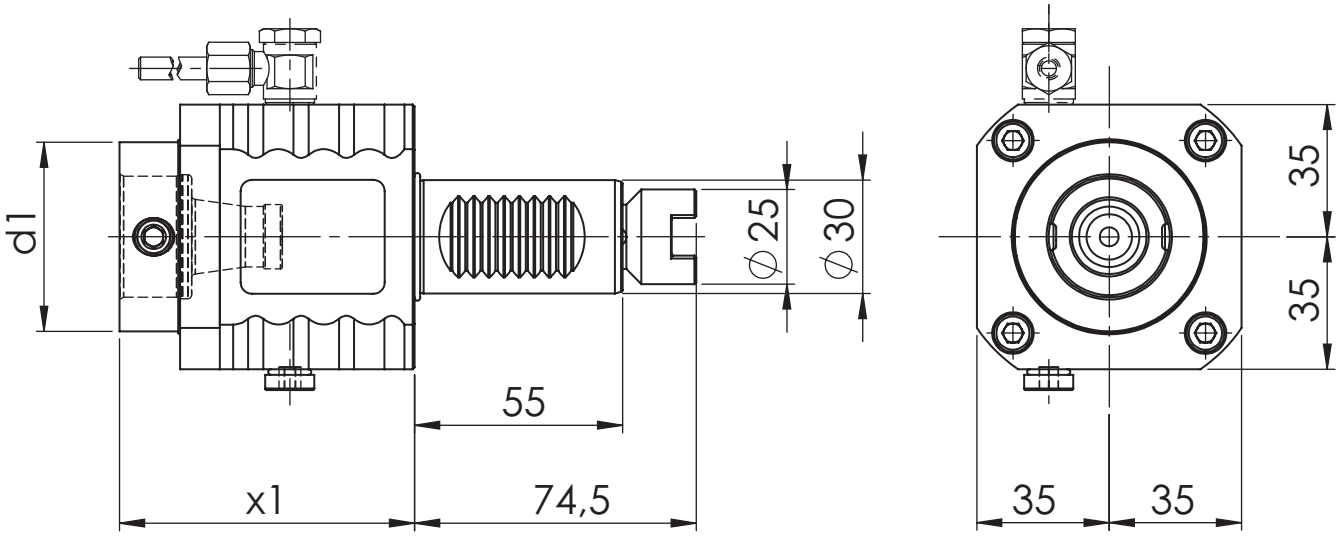

[mm] **d1**	[mm] **x1**	Spindle **Spindel**	[Nm] **T max**	[rpm] **n max**	**i**	ec **Ak**	ic **Ik**	[bar] **p**	Version **Ausführung**	Order no. **Bestellnummer**
50	78	WFB 32-20	25	6.000	1:1	x				MPU.M30.B32.AA0.1841V
50	78	WFB 32-20	25	6.000	1:1	x	x	20		MPU.M30.B32.AE0.1841
50	78	WFB 32-20	25	6.000	1:1	x	x	80		MPU.M30.B32.AH0.1841H

Spare Parts
Ersatzteile

threaded taper pin **Kegelgewindestift**	Spindle **Spindel**	Tightening torque [Nm] **Anzugsmoment [Nm]**	Oder no **Bestellnummer**
M10X1	WFB 32-20	20	WFS.M10X1X11



INDEX

Axial Bohr- und Fräskopf
Axial drilling and milling head

WG 35

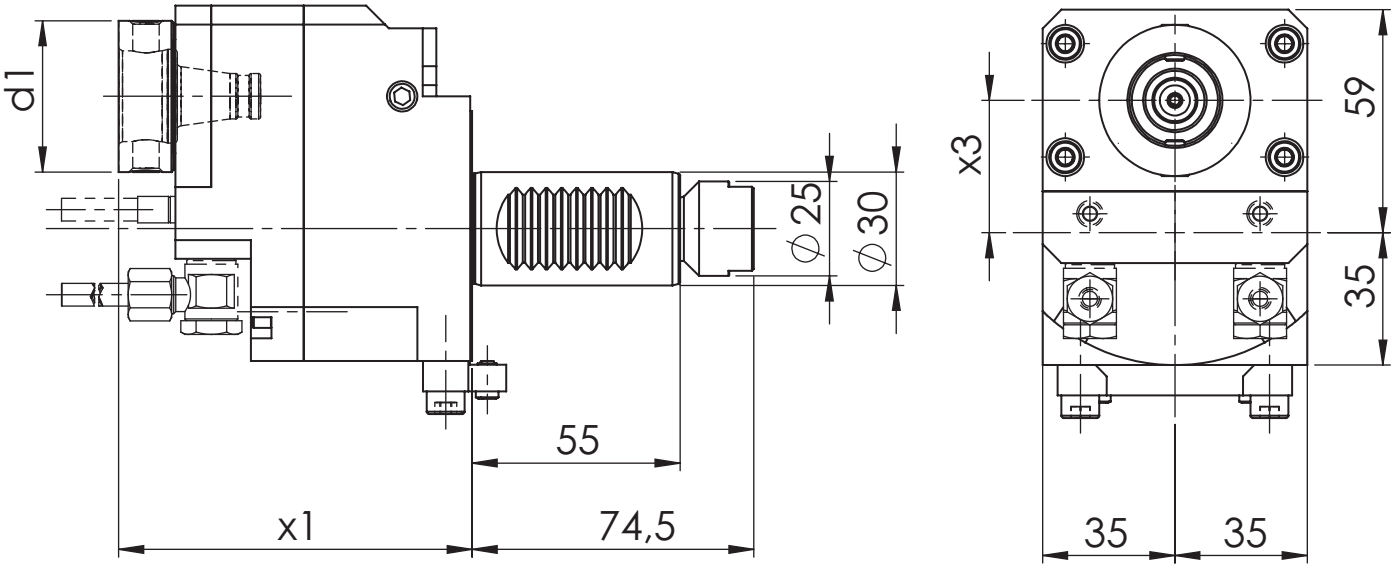

[mm] **d1**	[mm] **x1**	[mm] **x3**	Spindle **Spindel**	[Nm] **T max**	[rpm] **n max**	**i**	ec **Ak**	ic **Ik**	[bar] **p**	Version **Ausführung**	Order no. **Bestellnummer**
40	93,5	35	WFB 24-16	20	18.000	1:3	x	x	80	L/R	MPU.M30.B24.BE0.1841

Spare Parts
Ersatzteile

threaded taper pin **Kegelgewindestift**	Spindle **Spindel**	Tightening torque [Nm] **Anzugsmoment [Nm]**	Oder no **Bestellnummer**
M8X1	WFB 24-16	10	WFS.M8X1.TORX

INDEX

Radial Bohr- und Fräskopf
Radial drilling and milling head

WG 35

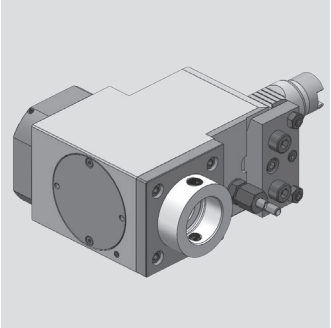

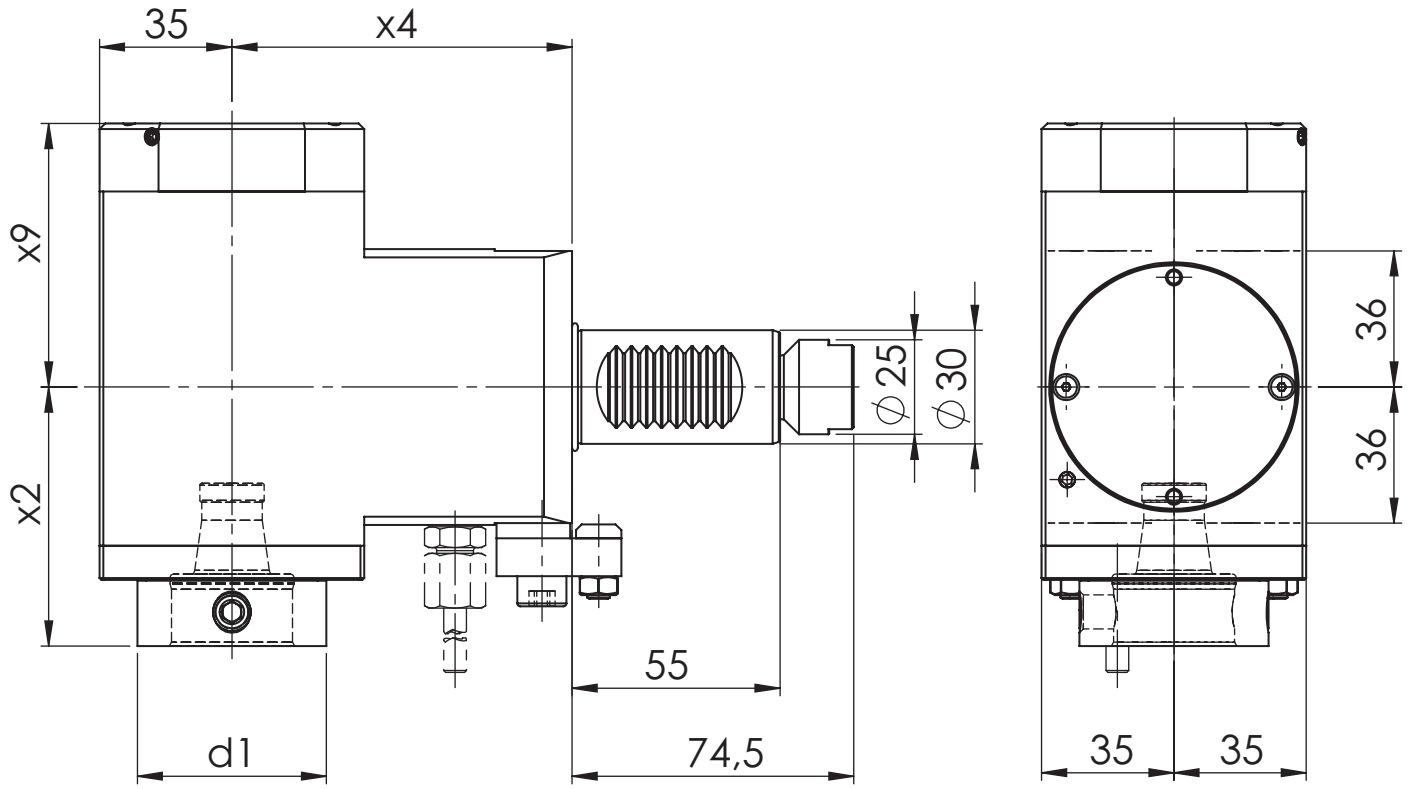

[mm] **d1**	[mm] **x2**	[mm] **x4**	[mm] **x9**	Spindle **Spindel**	[Nm] **T max**	[rpm] **n max**	**i**	ec **Ak**	ic **Ik**	[bar] **p**	Version **Ausführung**	Order no. **Bestellnummer**
50	62,5	90	48,7	WFB 32-20	25	6.000	1:1	x			L/R	MPU.M30.B32.RA0.1849D
50	68,5	90	60,7	WFB 32-20	25	6.000	1:1	x			L/R	MPU.M30.B32.RA0.1849VD
50	62,5	90	57,7	WFB 32-20	25	6.000	1:1	x	x	80	L/R	MPU.M30.B32.RE0.1849D
50	68,5	90	69,7	WFB 32-20	25	6.000	1:1	x	x	80	L/R	MPU.M30.B32.RE0.1849VD

Spare Parts
Ersatzteile

threaded taper pin **Kegelgewindestift**	Spindle **Spindel**	Tightening torque [Nm] **Anzugsmoment [Nm]**	Oder no **Bestellnummer**
M10X1	WFB 32-20	20	WFS.M10X1X11



INDEX

Radial Bohr- und Fräskopf
Radial drilling and milling head

WG 35

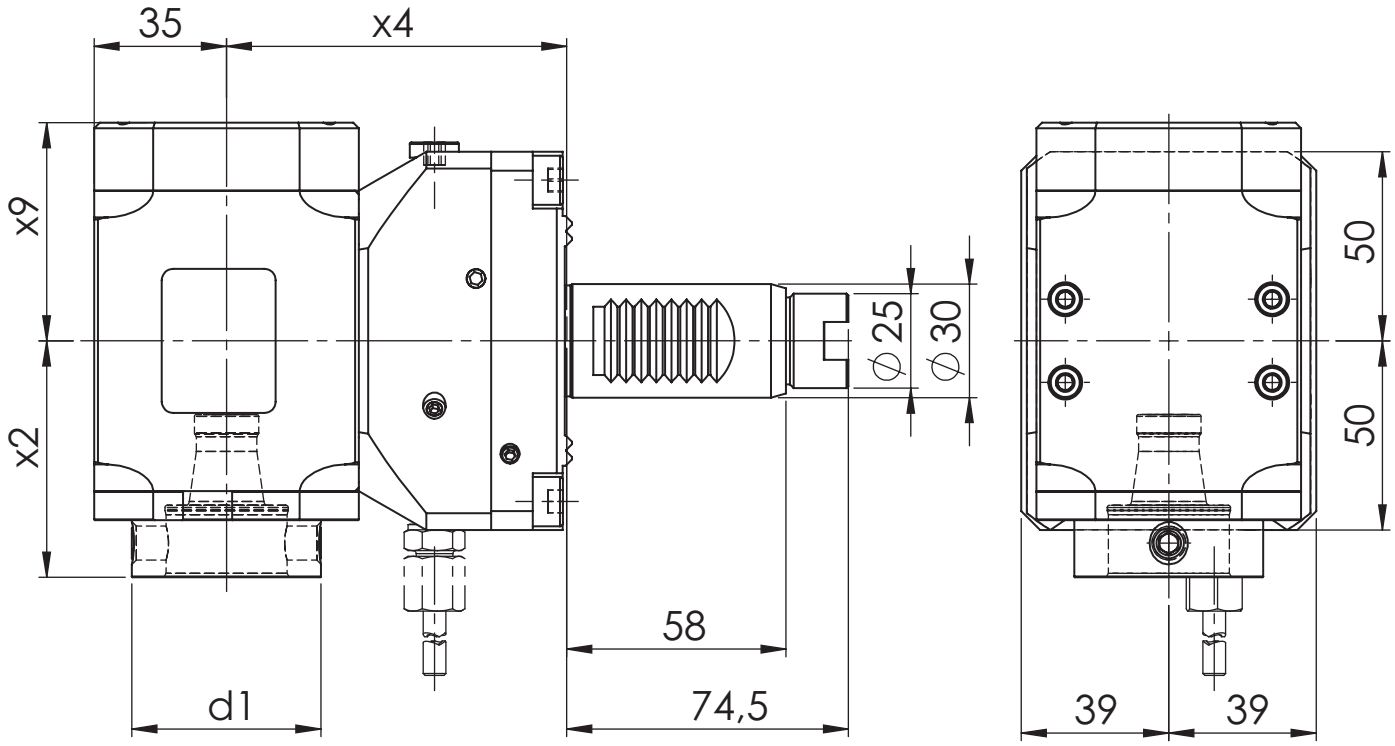

[mm] **d1**	[mm] **x2**	[mm] **x4**	[mm] **x9**	Spindle **Spindel**	[Nm] **T max**	[rpm] **n max**	**i**	ec **Ak**	ic **Ik**	[bar] **p**	Version **Ausführung**	Order no. **Bestellnummer**
50	62,5	90	48,7	WFB 32-20	25	6.000	1:1	x			L/R	MPU.M30.B32.RA0.G300WS
50	62,5	90	57,7	WFB 32-20	25	6.000	1:1	x	x	80	L/R	MPU.M30.B32.RE0.G300WS

Spare Parts
Ersatzteile

threaded taper pin **Kegelgewindestift**	Spindle **Spindel**	Tightening torque [Nm] **Anzugsmoment [Nm]**	Oder no **Bestellnummer**
M10X1	WFB 32-20	20	WFS.M10X1X11

INDEX

Radial Bohr- und Fräskopf
Radial drilling and milling head

WG 35



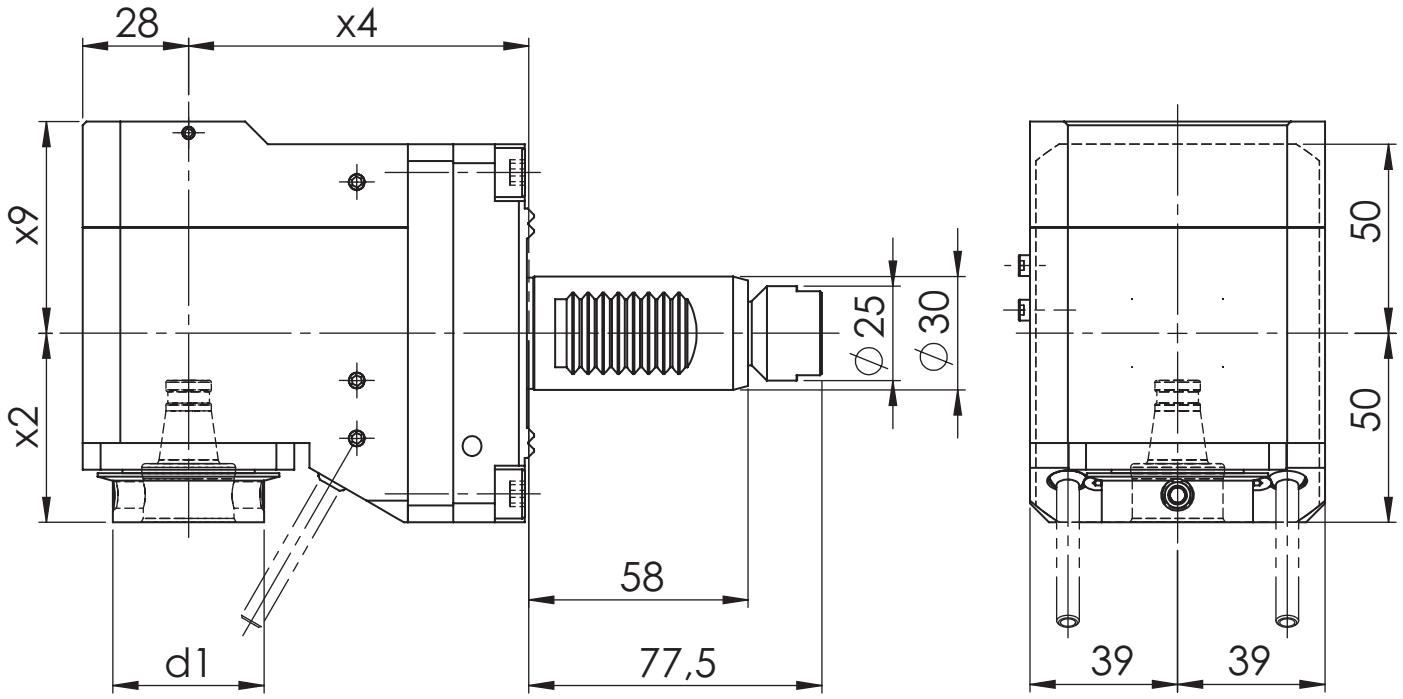

[mm] **d1**	[mm] **x2**	[mm] **x4**	[mm] **x9**	Spindle **Spindel**	[Nm] **T max**	[rpm] **n max**	**i**	ec **Ak**	ic **Ik**	[bar] **p**	Version **Ausführung**	Order no. **Bestellnummer**
40	50	90	56	WFB 24-16	10	18.000	1:3	x			L/R	MPU.M30.B24.RA0.C200W2
40	50	90	56	WFB 24-16	10	18.000	1:3	x	x	80	L/R	MPU.M30.B24.RE0.C200W2

Spare Parts
Ersatzteile

threaded taper pin **Kegelgewindestift**	Spindle **Spindel**	Tightening torque [Nm] **Anzugsmoment [Nm]**	Oder no **Bestellnummer**
M8X1	WFB 24-16	10	WFS.M8X1.TORX



INDEX

Radial Bohr- und Fräskopf
Radial drilling and milling head

WG 35

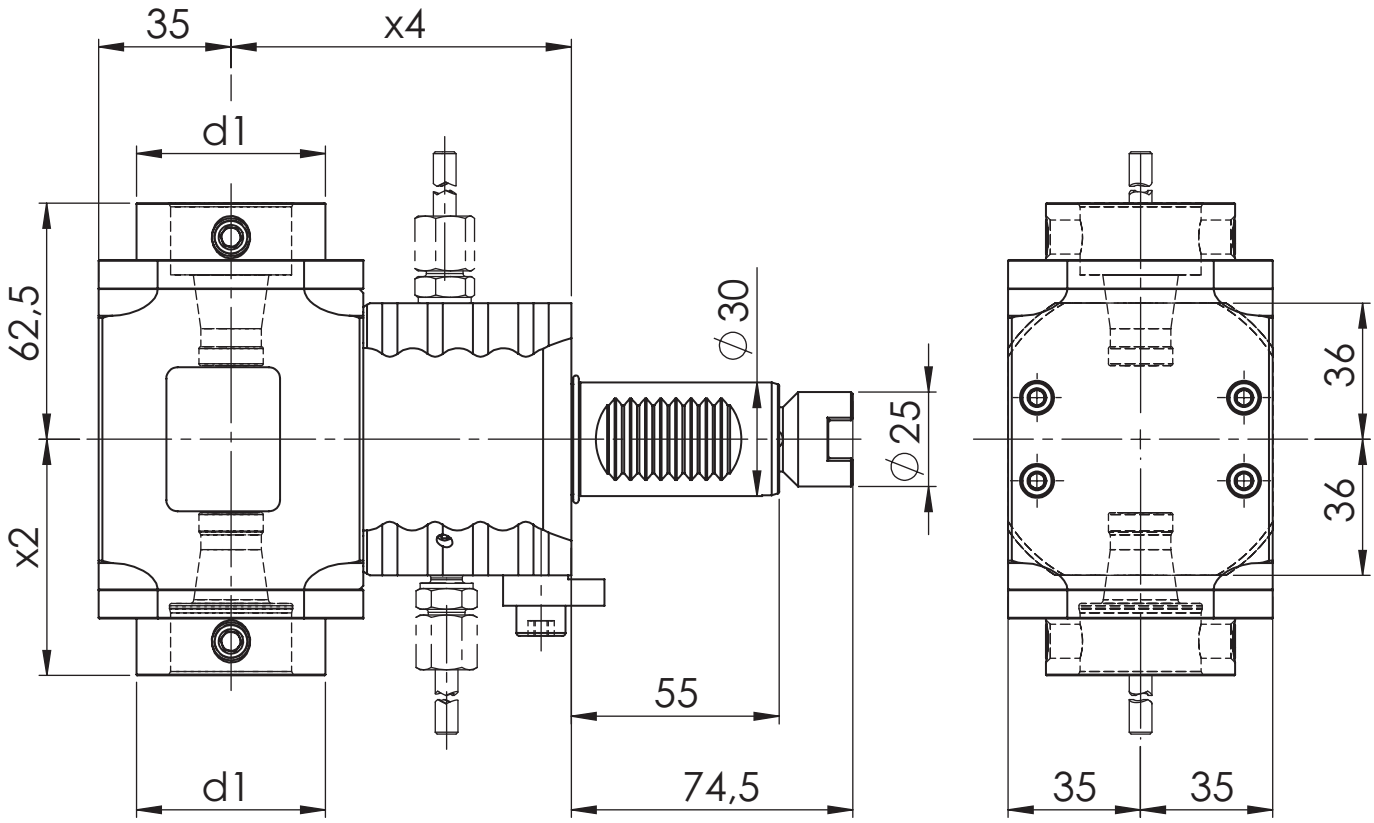

[mm] **d1**	[mm] **x2**	[mm] **x4**	Spindle **Spindel**	[Nm] **T max**	[rpm] **n max**	**i**	ec **Ak**	ic **Ik**	[bar] **p**	Version **Ausführung**	Order no. **Bestellnummer**
50	62,5	90	WFB 32-20	25	6.000	1:1	x				MPU.M30.B32.2A0.1849

Spare Parts
Ersatzteile

threaded taper pin **Kegelgewindestift**	Spindle **Spindel**	Tightening torque [Nm] **Anzugsmoment [Nm]**	Oder no **Bestellnummer**
M10X1	WFB 32-20	20	WFS.M10X1X11

INDEX

Radial Bohr- und Fräskopf
Radial drilling and milling head

WG 35



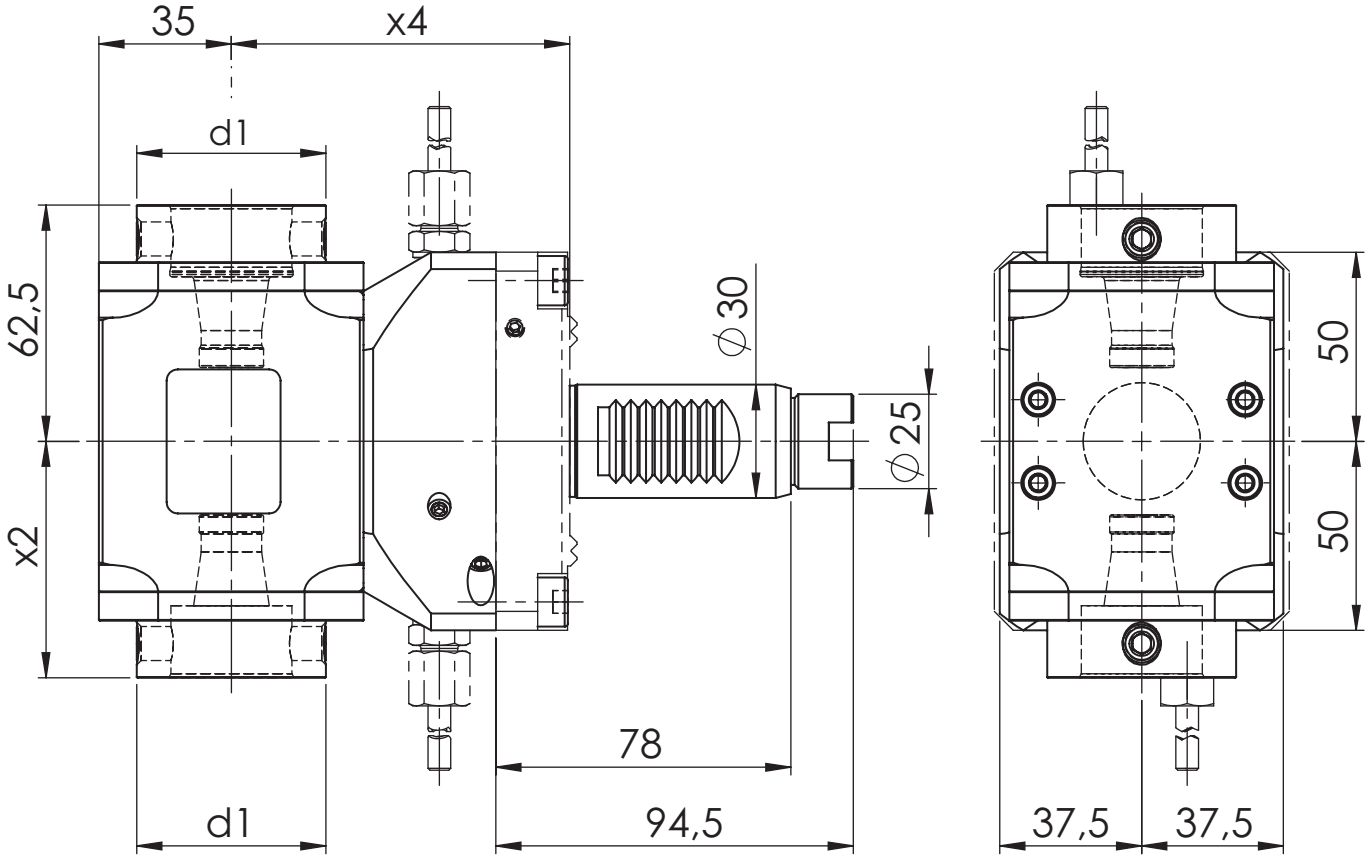

[mm] **d1**	[mm] **x2**	[mm] **x4**	Spindle **Spindel**	[Nm] **T max**	[rpm] **n max**	**i**	ec **Ak**	ic **Ik**	[bar] **p**	Version **Ausführung**	Order no. **Bestellnummer**
50	62,5	90	WFB 32-20	25	6.000	1:1	x				MPU.M30.B32.2A0.G300W

Spare Parts
Ersatzteile

threaded taper pin **Kegelgewindestift**	Spindle **Spindel**	Tightening torque [Nm] **Anzugsmoment [Nm]**	Oder no **Bestellnummer**
M10X1	WFB 32-20	20	WFS.M10X1X11



INDEX

Axial Bohr- und Fräskopf
Axial drilling and milling head

WG 35

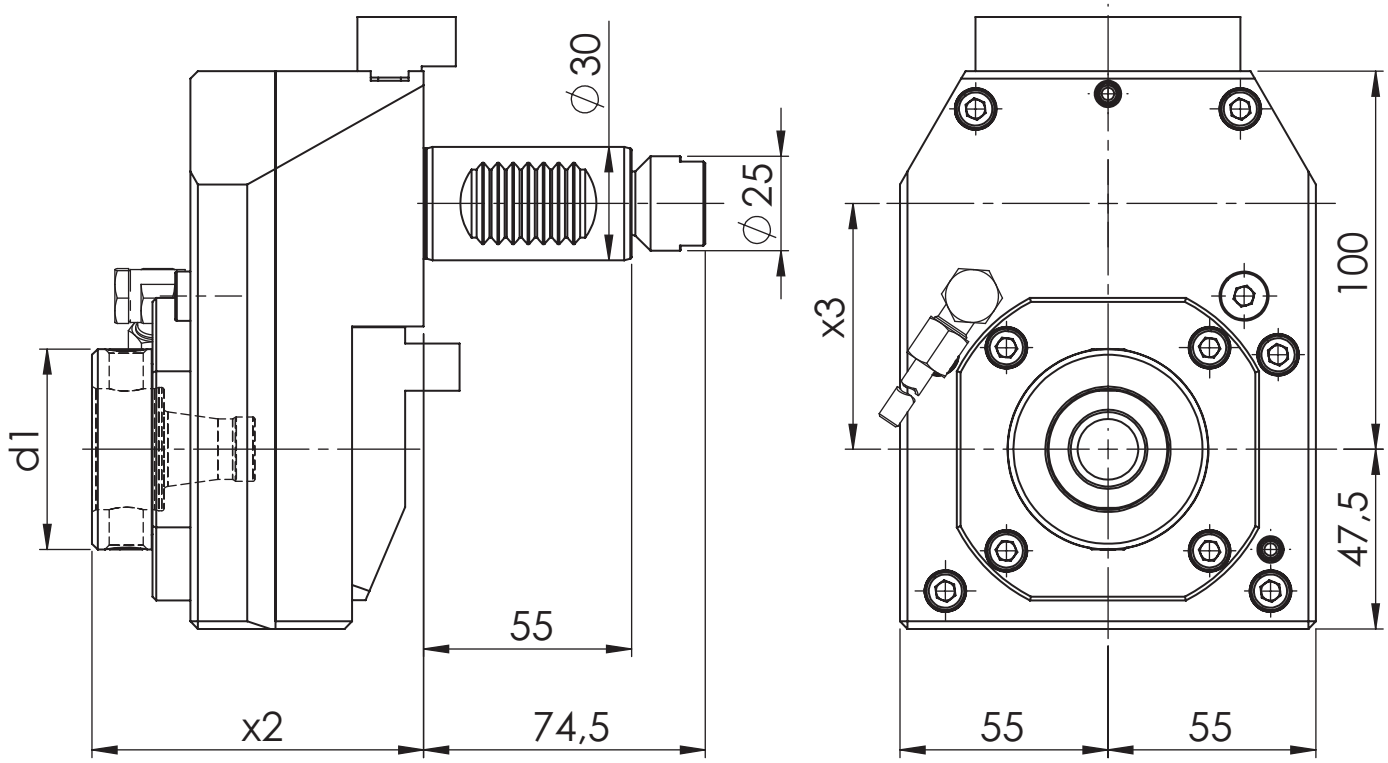

[mm] **d1**	[mm] **x1**	[mm] **x3**	Spindle **Spindel**	[Nm] **T max**	[rpm] **n max**	**i**	ec **Ak**	ic **Ik**	[bar] **p**	Version **Ausführung**	Order no. **Bestellnummer**
53	87,7	65	WFB 32-20	50	3.000	2:1	x			L/R	MPU.M30.B32.CA0.1841T
53	87,7	65	WFB 32-20	50	3.000	2:1	x	x	80	L/R	MPU.M30.B32.CE0.1841T

Spare Parts
Ersatzteile

threaded taper pin **Kegelgewindestift**	Spindle **Spindel**	Tightening torque [Nm] **Anzugsmoment [Nm]**	Oder no **Bestellnummer**
M10X1	WFB 32-20	20	WFS.M10X1X11

INDEX

Axial Bohr- und Fräskopf
Axial drilling and milling head

WG 35



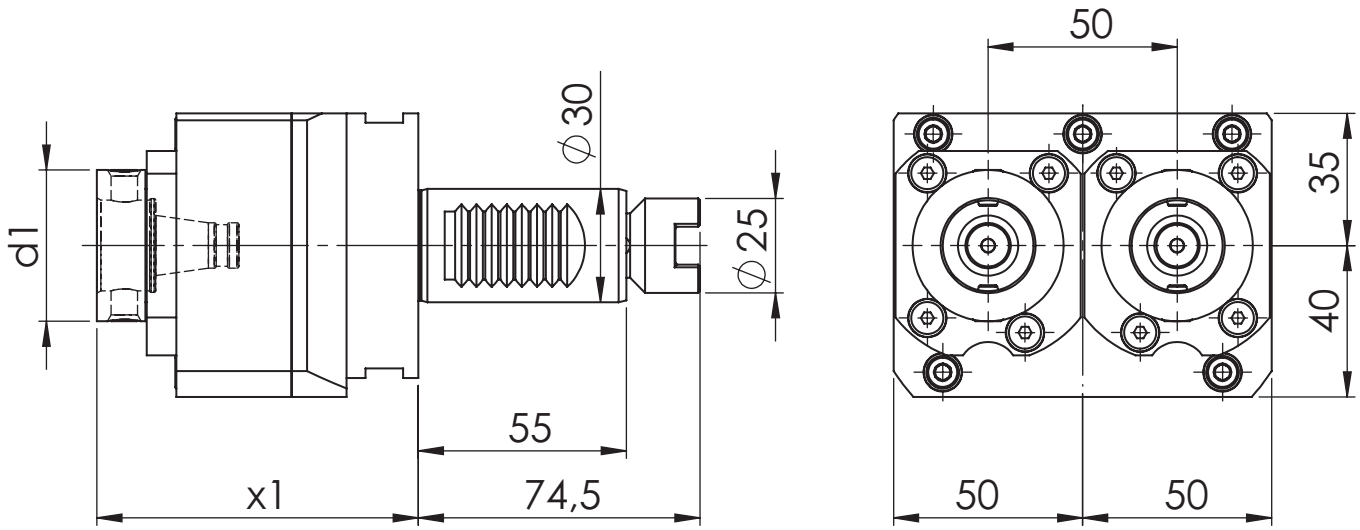

[mm] **d1**	[mm] **x1**	Spindle **Spindel**	[Nm] **T max**	[rpm] **n max**	**i**	ec **Ak**	ic **Ik**	[bar] **p**	Version **Ausführung**	Order no. **Bestellnummer**
40	85	WFB 24-16	16	16.000	1:2	x	x	80	R	MPU.M30.B24.ME0.1841T
40	85	WFB 24-16	16	16.000	1:2	x	x	80	L/R	MPU.M30.B24.ME0.1841TD

Spare Parts
Ersatzteile

threaded taper pin **Kegelgewindestift**	Spindle **Spindel**	Tightening torque [Nm] **Anzugsmoment [Nm]**	Oder no **Bestellnummer**
M8X1	WFB 24-16	10	WFS.M8X1.TORX



INDEX

Radial Bohr- und Fräskopf
Radial drilling and milling head

WG 35

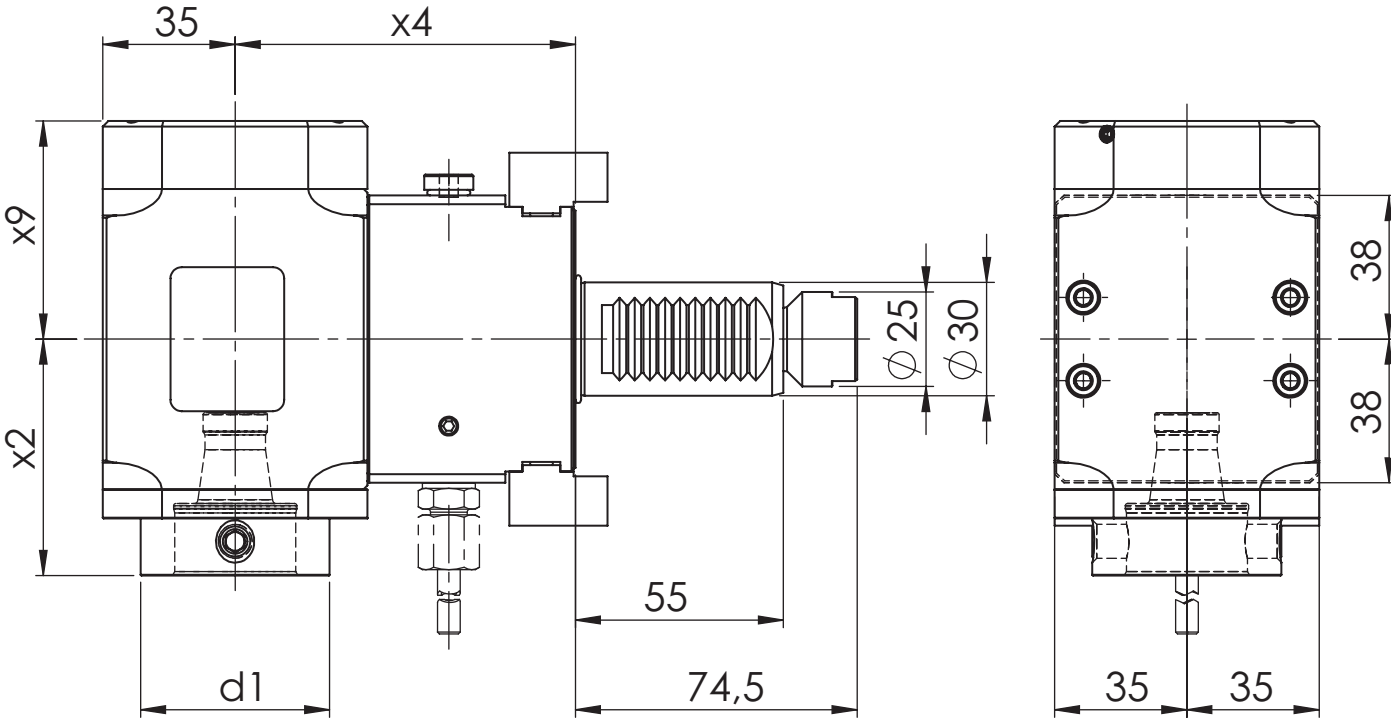

[mm] **d1**	[mm] **x2**	[mm] **x4**	[mm] **x9**	Spindle **Spindel**	[Nm] **T max**	[rpm] **n max**	**i**	ec **Ak**	ic **Ik**	[bar] **p**	Version **Ausführung**	Order no. **Bestellnummer**
50	62,5	90	48,7	WFB 32-20	25	6.000	1:1	x			L/R	MPU.M30.B32.RA0.1849T
50	62,5	90	57,7	WFB 32-20	25	6.000	1:1	x	x	80	L/R	MPU.M30.B32.RE0.1849T

Spare Parts
Ersatzteile

threaded taper pin **Kegelgewindestift**	Spindle **Spindel**	Tightening torque [Nm] **Anzugsmoment [Nm]**	Oder no **Bestellnummer**
M10X1	WFB 32-20	20	WFS.M10X1X11

INDEX

Radial Bohr- und Fräskopf
Radial drilling and milling head

WG 35



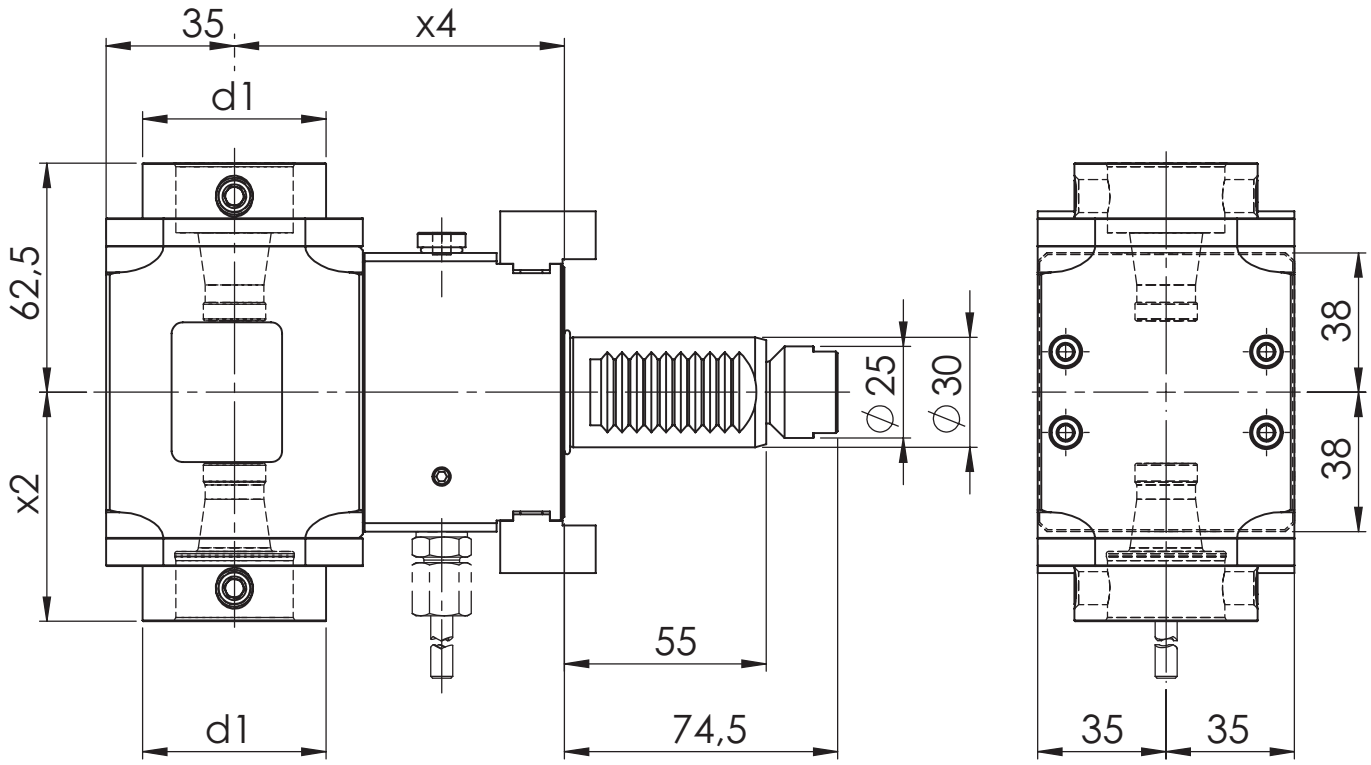

[mm] **d1**	[mm] **x2**	[mm] **x4**	Spindle **Spindel**	[Nm] **T max**	[rpm] **n max**	**i**	ec **Ak**	ic **Ik**	[bar] **p**	Version **Ausführung**	Order no. **Bestellnummer**
50	62,5	90	WFB 32-20	25	6.000	1:1	x				MPU.M30.B32.2A0.1849T

Spare Parts
Ersatzteile

threaded taper pin **Kegelgewindestift**	Spindle **Spindel**	Tightening torque [Nm] **Anzugsmoment [Nm]**	Oder no **Bestellnummer**
M10X1	WFB 32-20	20	WFS.M10X1X11



INDEX

Axial Bohr- und Fräskopf
Axial drilling and milling head

WG 35

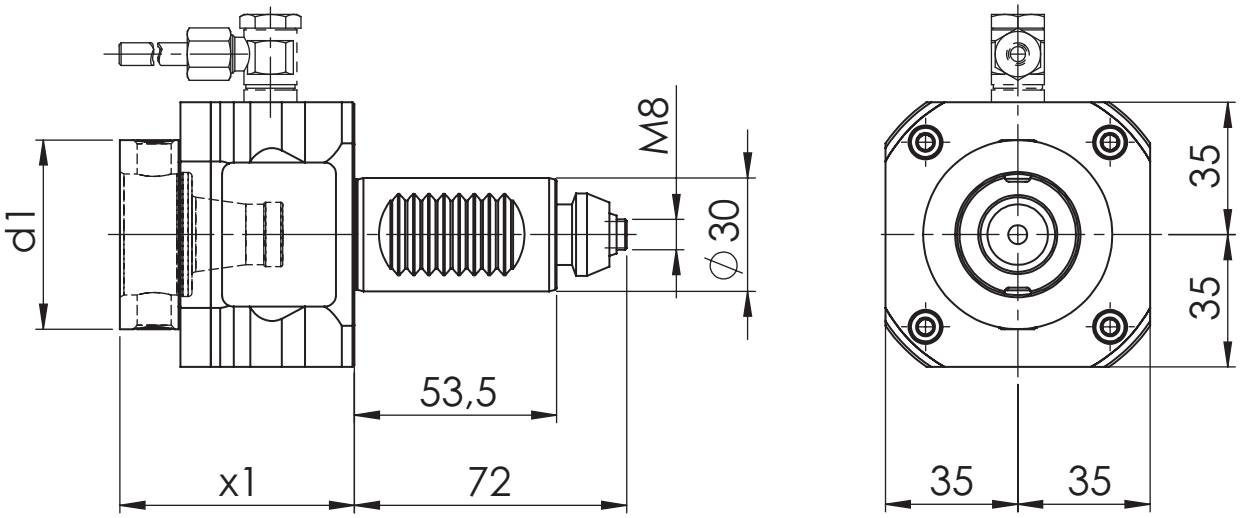

[mm] **d1**	[mm] **x1**	[mm] **x3**	Spindle **Spindel**	[Nm] **T max**	[rpm] **n max**	**i**	ec **Ak**	ic **Ik**	[bar] **p**	Version **Ausführung**	Order no. **Bestellnummer**
50	62		WFB 32-20	25	6.000	1:1	x				MPU.M30.B32.AA0.3030
50	62		WFB 32-20	25	6.000	1:1	x				MPU.M30.B32.AA0.3030V
50	62		WFB 32-20	25	6.000	1:1	x	x	20		MPU.M30.B32.AE0.3030

Spare Parts
Ersatzteile

threaded taper pin **Kegelgewindestift**	Spindle **Spindel**	Tightening torque [Nm] **Anzugsmoment [Nm]**	Oder no **Bestellnummer**
M10X1	WFB 32-20	20	WFS.M10X1X11

INDEX

Radial Bohr- und Fräskopf
Radial drilling and milling head

WG 35



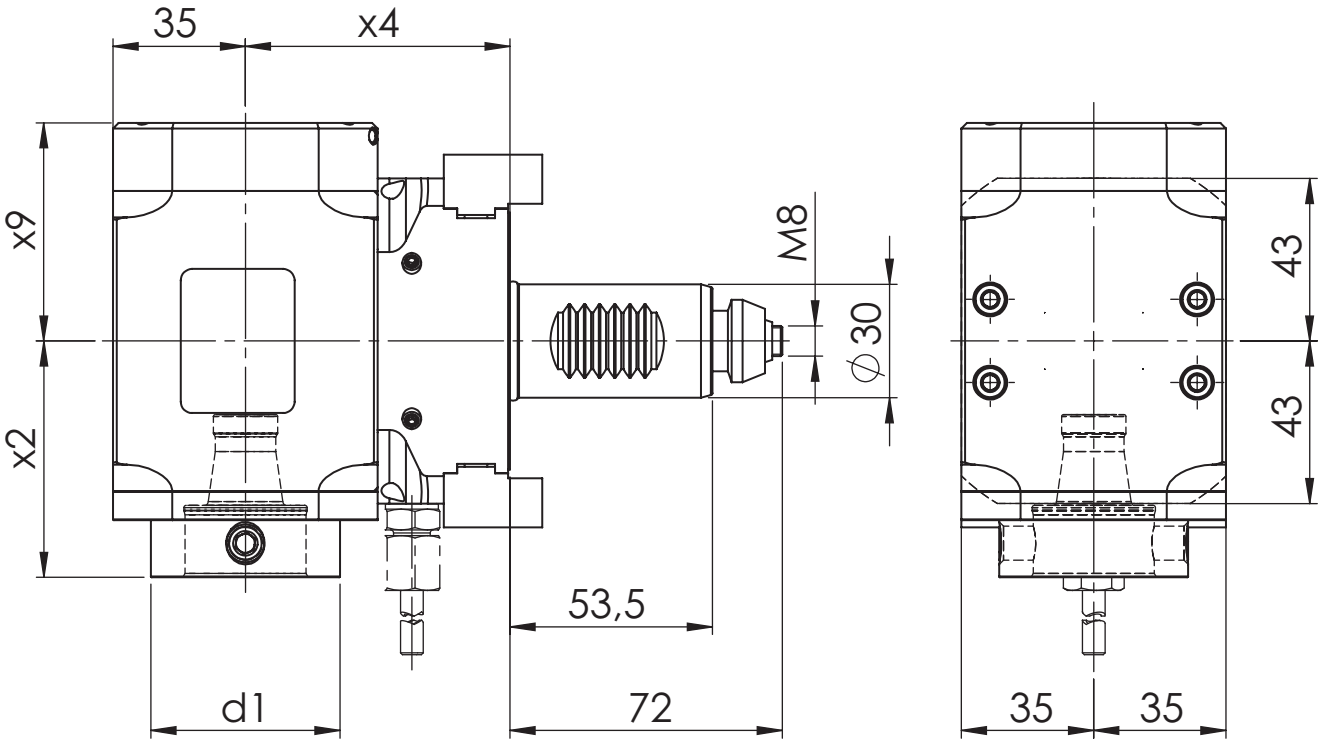

[mm] **d1**	[mm] **x2**	[mm] **x4**	[mm] **x9**	Spindle **Spindel**	[Nm] **T max**	[rpm] **n max**	**i**	ec **Ak**	ic **Ik**	[bar] **p**	Version **Ausführung**	Order no. **Bestellnummer**
50	62,5	70	48,7	WFB 32-20	25	6.000	1:1	x			L/R	MPU.M30.B32.RA0.3039
50	62,5	70	57,7	WFB 32-20	25	6.000	1:1	x	x	80	L/R	MPU.M30.B32.RE0.3039

Spare Parts
Ersatzteile

threaded taper pin **Kegelgewindestift**	Spindle **Spindel**	Tightening torque [Nm] **Anzugsmoment [Nm]**	Oder no **Bestellnummer**
M10X1	WFB 32-20	20	WFS.M10X1X11



INDEX

Radial Bohr- und Fräskopf
Radial drilling and milling head

WG 35

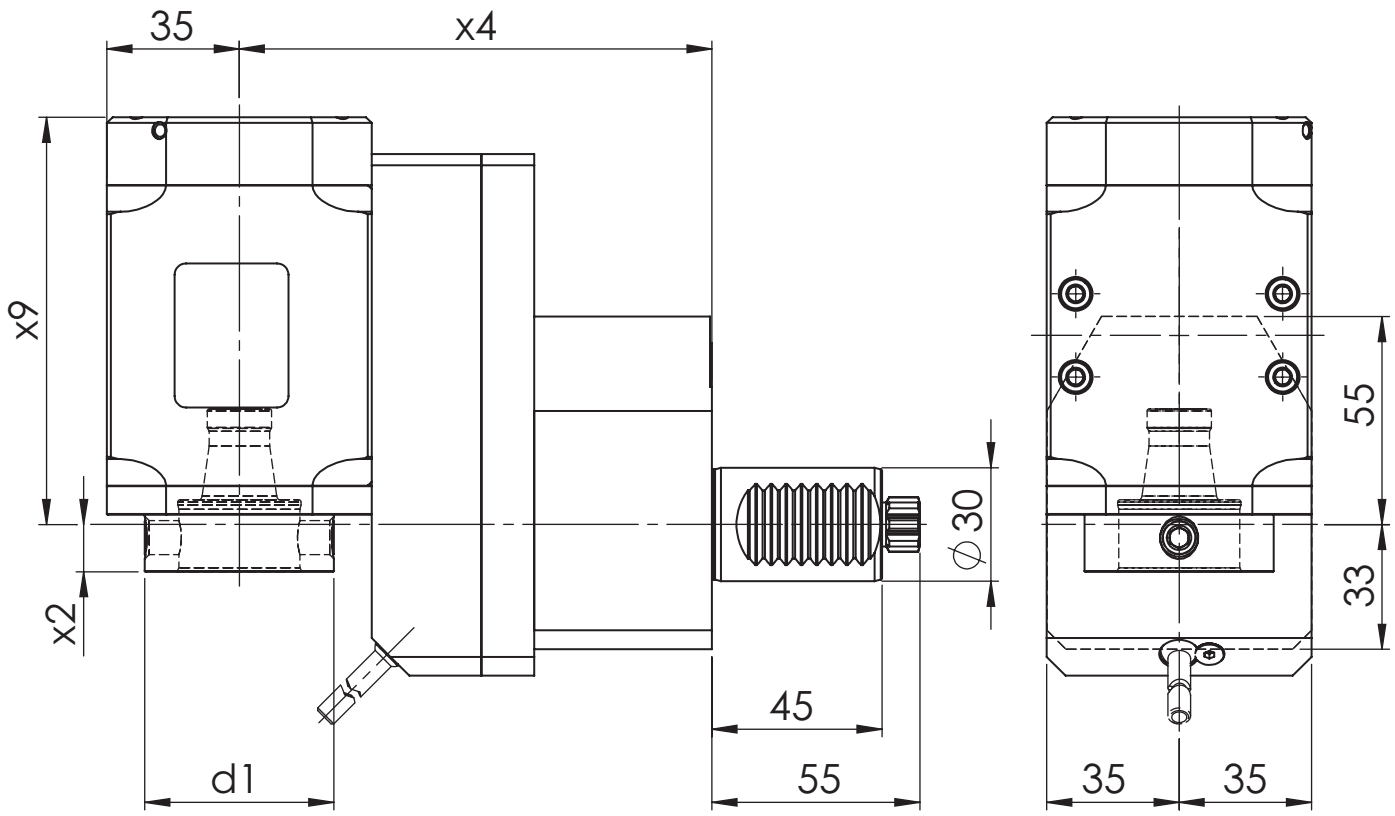

[mm] **d1**	[mm] **x2**	[mm] **x4**	[mm] **x9**	Spindle **Spindel**	[Nm] **T max**	[rpm] **n max**	**i**	ec **Ak**	ic **Ik**	[bar] **p**	Version **Ausführung**	Order no. **Bestellnummer**
50	12,5	125	98,7	WFB 32-20	25	4.000	1:1	x			R	MPU.M30.B32.VA0.TNA-R
50	12,5	125	107,7	WFB 32-20	25	4.000	1:1	x	x	80	R	MPU.M30.B32.VE0.TNA-R
50	12,5	125	98,7	WFB 32-20	50	2.000	2:1	x			R	MPU.M30.B32.WA0.TNA-R
50	12,5	125	107,7	WFB 32-20	50	2.000	2:1	x	x	80	R	MPU.M30.B32.WE0.TNA-R
50	12,5	125	98,7	WFB 32-20	12,5	8.000	1:2	x			R	MPU.M30.B32.XA0.TNA-R
50	12,5	125	107,7	WFB 32-20	12,5	8.000	1:2	x	x	80	R	MPU.M30.B32.XE0.TNA-R

Spare Parts
Ersatzteile

threaded taper pin **Kegelgewindestift**	Spindle **Spindel**	Tightening torque [Nm] **Anzugsmoment [Nm]**	Oder no **Bestellnummer**
M10X1	WFB 32-20	20	WFS.M10X1X11

INDEX

Radial Bohr- und Fräskopf
Radial drilling and milling head

WG 35



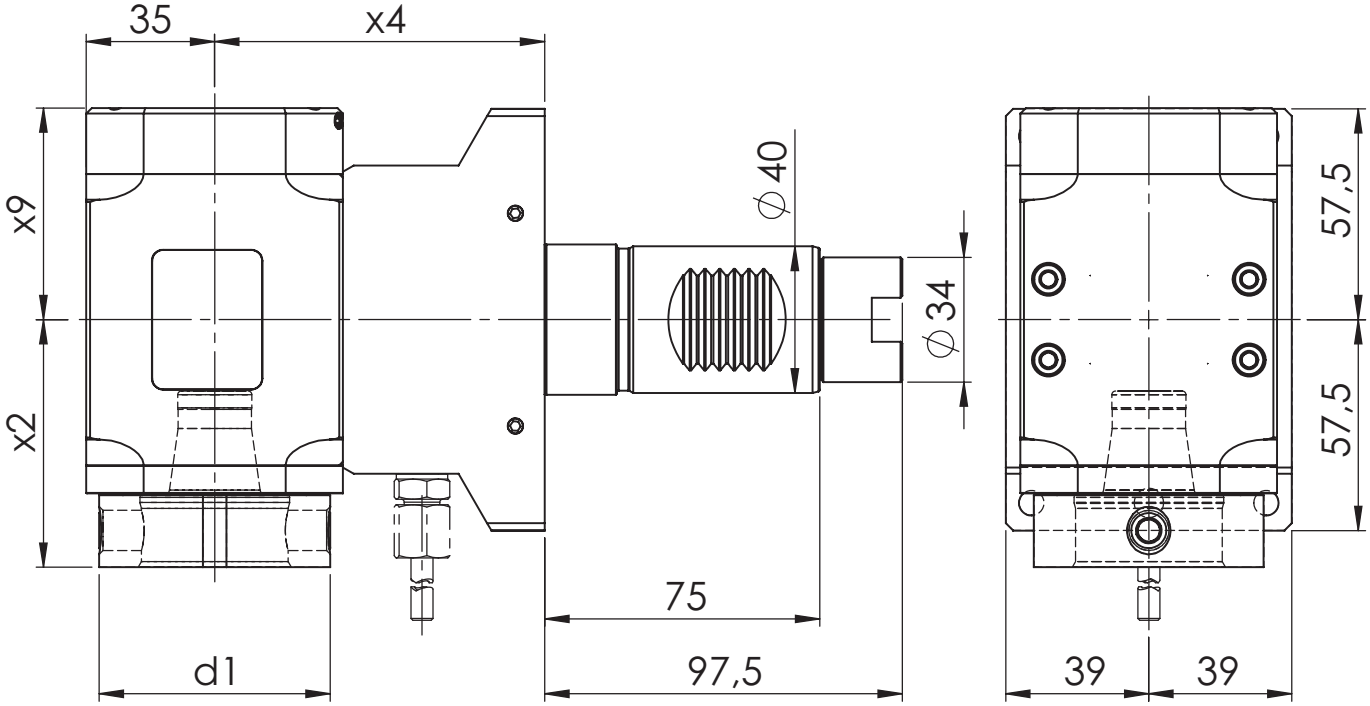

[mm] **d1**	[mm] **x2**	[mm] **x4**	[mm] **x9**	Spindle **Spindel**	[Nm] **T max**	[rpm] **n max**	**i**	ec **Ak**	ic **Ik**	[bar] **p**	Version **Ausführung**	Order no. **Bestellnummer**
63	67,5	90	48,7	WFB 40-25	50	6.000	1:1	x			L/R	MPU.M40.B40.RA0.G400W
63	67,5	90	57,7	WFB 40-25	50	6.000	1:1	x	x	80	L/R	MPU.M40.B40.RE0.G400W

Spare Parts
Ersatzteile

threaded taper pin **Kegelgewindestift**	Spindle **Spindel**	Tightening torque [Nm] **Anzugsmoment [Nm]**	Oder no **Bestellnummer**
M12x1	WFB 40-25	25	WFS.M12X1

Modulare Aggregatetechnik

MAZAK

W&F Werkzeugtechnik

Katalog MAZ-01

Werkzeugtechnik

Inhaltsverzeichnis für MAZAK

Table of contents for MAZAK

Beschreibung / Description	Seite / Page
MAZAK Schafttyp VDI 40	**12.1 - 12.16**
MAZAK Schafttyp BMT 68	**12.17 - 12.18**

MAZAK

Axial Bohr- und Fräskopf
Axial drilling and milling head

WG 35



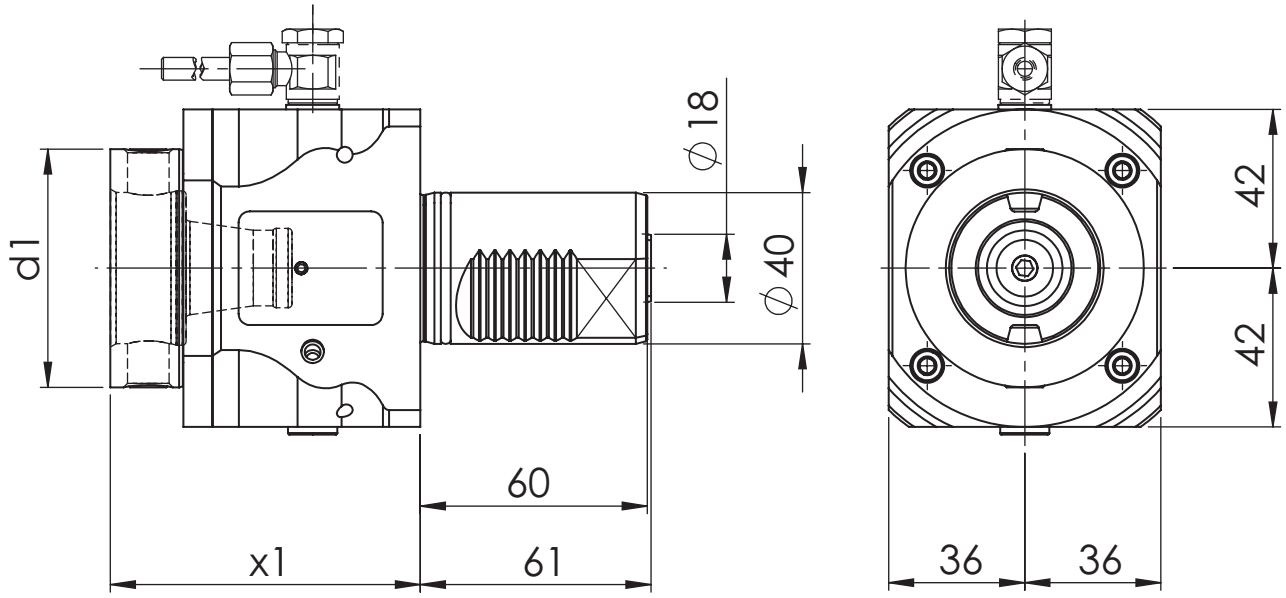

[mm] **d1**	[mm] **x1**	Spindle **Spindel**	[Nm] **T max**	[rpm] **n max**	**i**	ec **Ak**	ic **Ik**	[bar] **p**	Version **Ausführung**	Order no. **Bestellnummer**
63	82	WFB 40-25	50	6.000	1:1	x				MPU.M40.B40.AA0.3941
63	82	WFB 40-25	50	6.000	1:1	x	x	20		MPU.M40.B40.AE0.3941

Spare Parts
Ersatzteile

threaded taper pin **Kegelgewindestift**	Spindle **Spindel**	Tightening torque [Nm] **Anzugsmoment [Nm]**	Oder no **Bestellnummer**
M12x1	WFB 40-25	25	WFS.M12X1



MAZAK

Axial Bohr- und Fräskopf
Axial drilling and milling head

WG 35

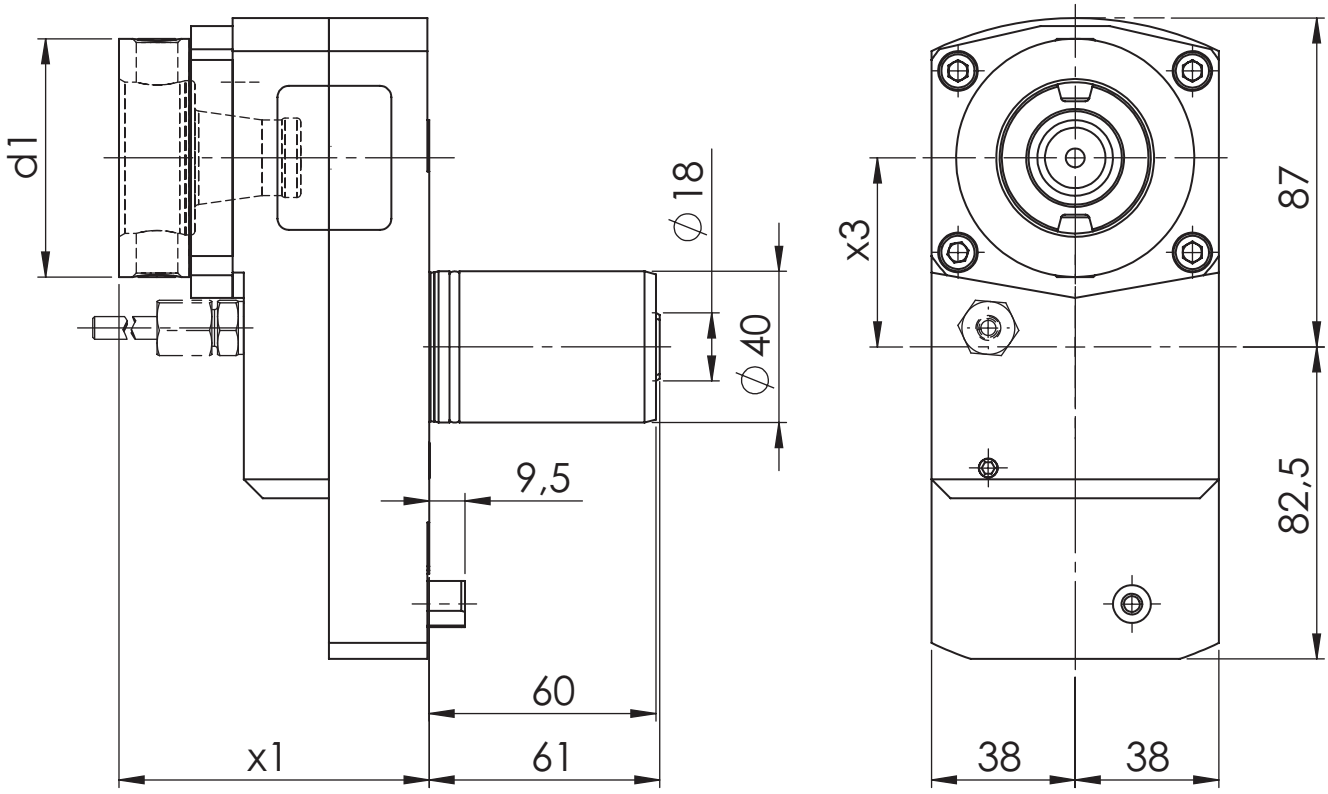

[mm] **d1**	[mm] **x1**	[mm] **x3**	Spindle **Spindel**	[Nm] **T max**	[rpm] **n max**	**i**	ec **Ak**	ic **Ik**	[bar] **p**	Version **Ausführung**	Order no. **Bestellnummer**
63	82	50	WFB 40-25	12,5	12.000	1:2	x			R	MPU.M40.B40.BA0.3941
63	82	50	WFB 40-25	50	3.000	2:1	x			R	MPU.M40.B40.CA0.3941
63	82	50	WFB 40-25	50	6.000	1:1	x			R	MPU.M40.B40.ZA0.3941
63	82	50	WFB 40-25	50	6.000	1:1	x	x	80	R	MPU.M40.B40.ZE0.3941

Spare Parts
Ersatzteile

threaded taper pin **Kegelgewindestift**	Spindle **Spindel**	Tightening torque [Nm] **Anzugsmoment [Nm]**	Oder no **Bestellnummer**
M12x1	WFB 40-25	25	WFS.M12X1

MAZAK

Radial Bohr- und Fräskopf
Radial drilling and milling head

WG 35

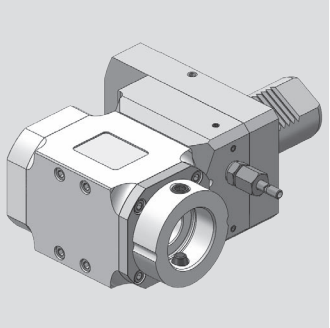

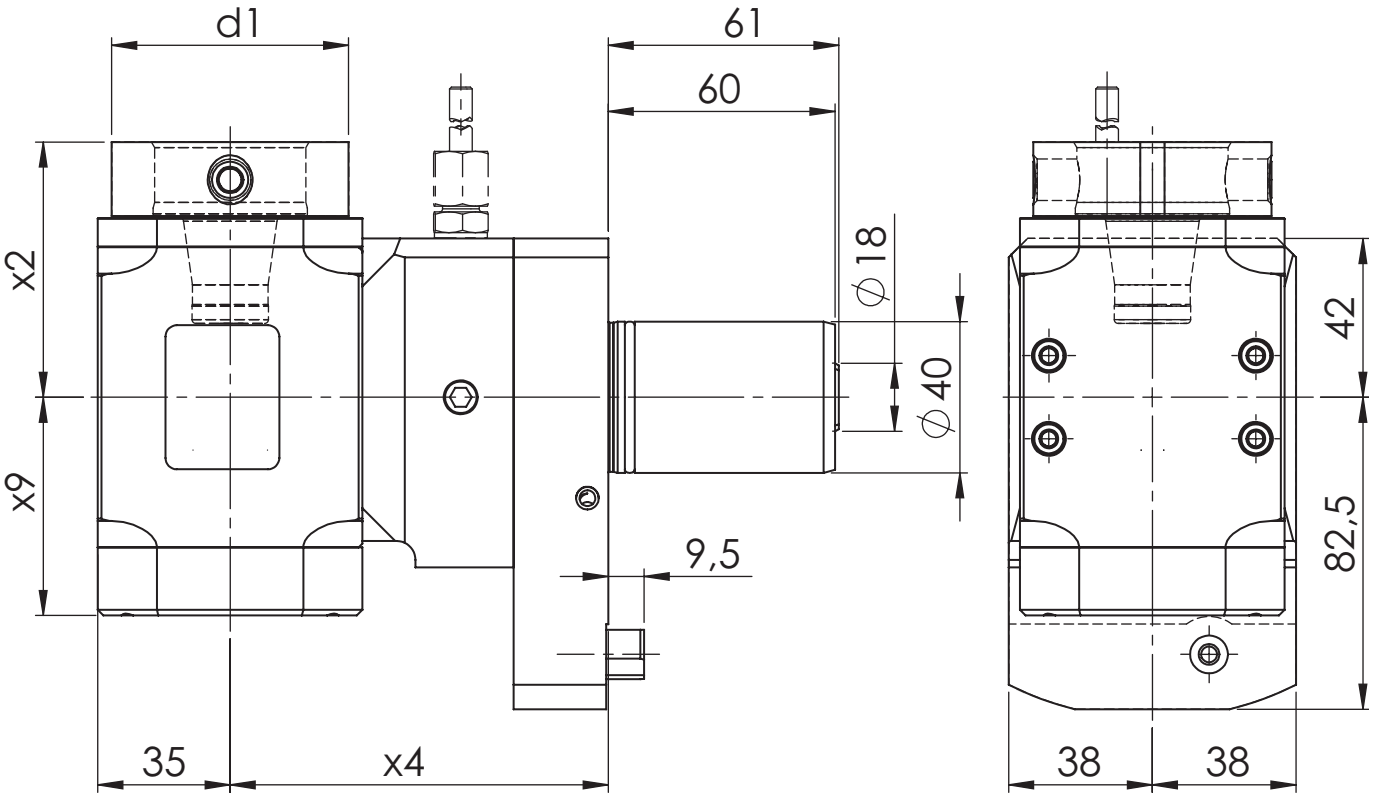

[mm] **d1**	[mm] **x2**	[mm] **x4**	[mm] **x9**	Spindle **Spindel**	[Nm] **T max**	[rpm] **n max**	**i**	ec **Ak**	ic **Ik**	[bar] **p**	Version **Ausführung**	Order no. **Bestellnummer**
63	67,5	100	48,7	WFB 40-25	50	6.000	1:1	x			L	MPU.M40.B40.RA0.3949L
63	67,5	100	48,7	WFB 40-25	50	6.000	1:1	x			R	MPU.M40.B40.RA0.3949R
63	67,5	100	57,7	WFB 40-25	50	6.000	1:1	x	x	80	L	MPU.M40.B40.RE0.3949L
63	67,5	100	57,7	WFB 40-25	50	6.000	1:1	x	x	80	R	MPU.M40.B40.RE0.3949R

Spare Parts
Ersatzteile

threaded taper pin **Kegelgewindestift**	Spindle **Spindel**	Tightening torque [Nm] **Anzugsmoment [Nm]**	Oder no **Bestellnummer**
M12x1	WFB 40-25	25	WFS.M12X1

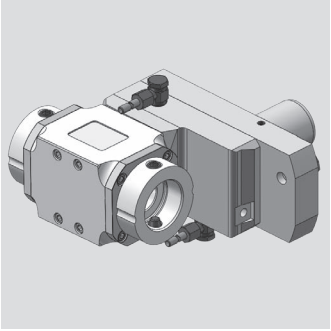

MAZAK

Radial Bohr- und Fräskopf
Radial drilling and milling head

WG 35

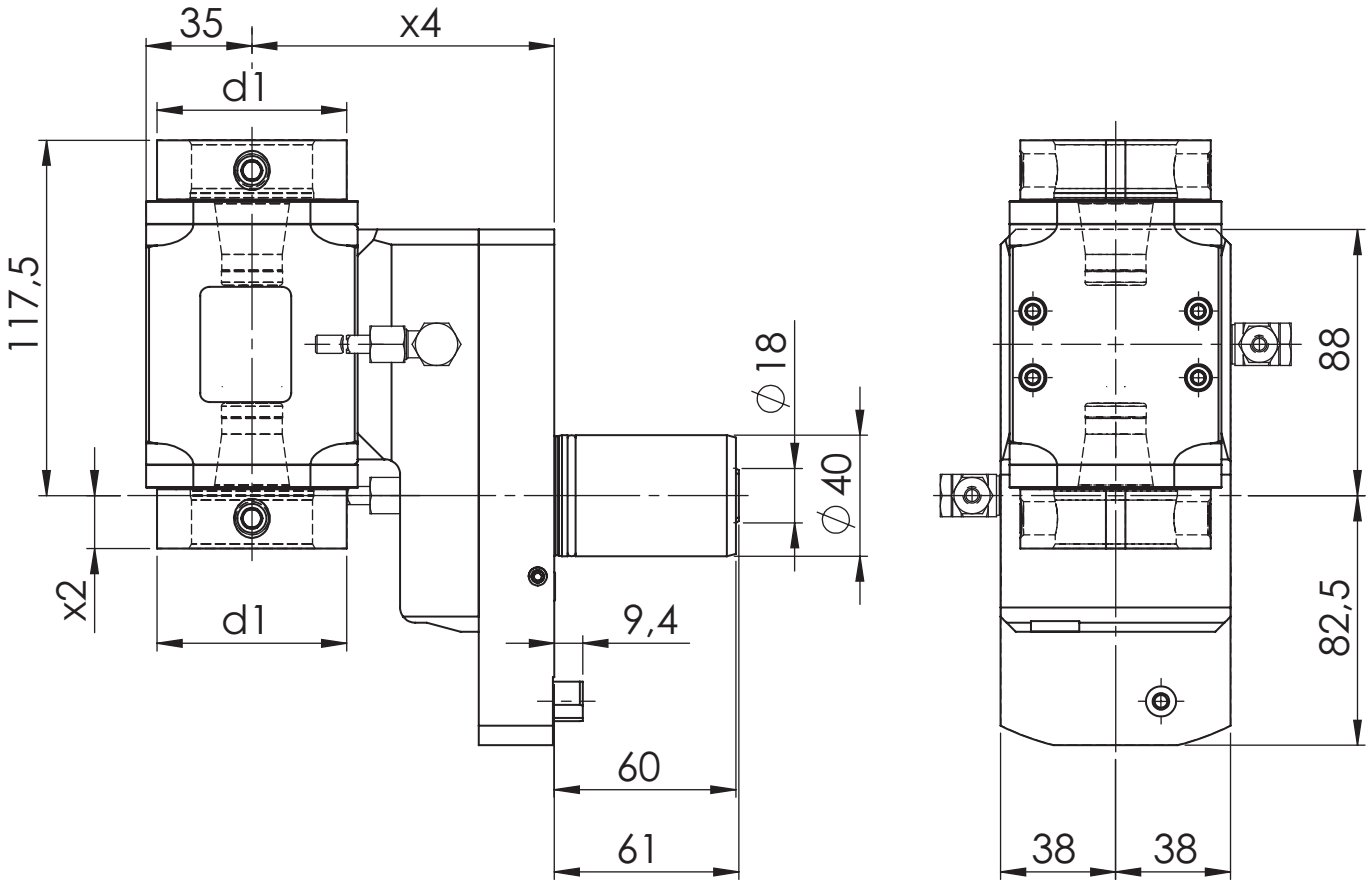

[mm] **d1**	[mm] **x2**	[mm] **x4**	Spindle **Spindel**	[Nm] **T max**	[rpm] **n max**	**i**	ec **Ak**	ic **Ik**	[bar] **p**	Version **Ausführung**	Order no. **Bestellnummer**
63	17,5	100	WFB 40-25	50	6.000	1:1	x				MPU.M40.B40.2A0.3949

Spare Parts
Ersatzteile

threaded taper pin **Kegelgewindestift**	Spindle **Spindel**	Tightening torque [Nm] **Anzugsmoment [Nm]**	Oder no **Bestellnummer**
M12x1	WFB 40-25	25	WFS.M12X1

MAZAK

Radial Bohr- und Fräskopf
Radial drilling and milling head

WG 35

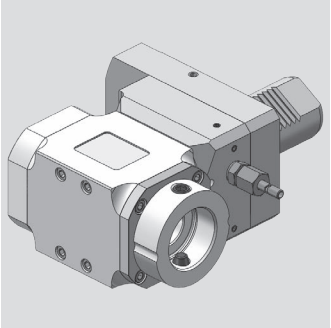

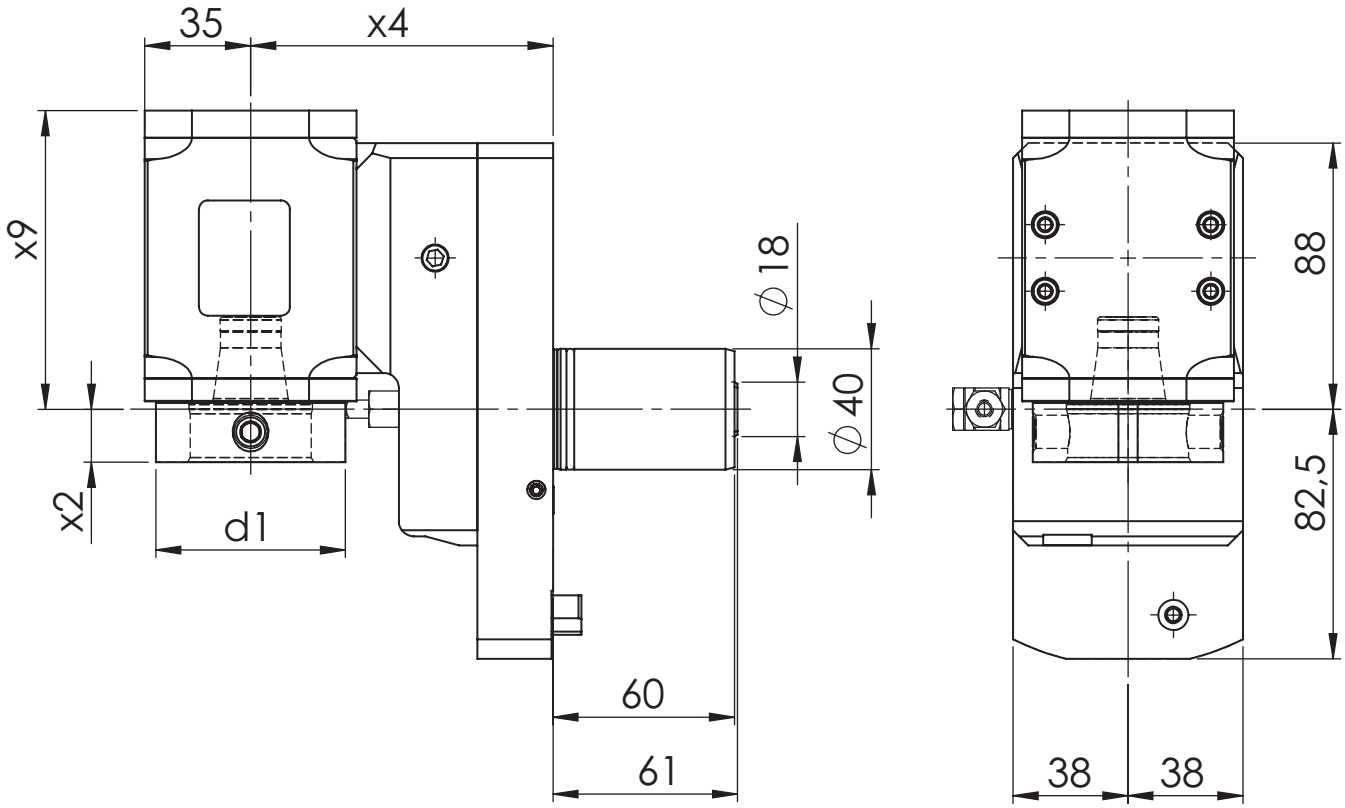

[mm] **d1**	[mm] **x2**	[mm] **x4**	[mm] **x9**	Spindle **Spindel**	[Nm] **T max**	[rpm] **n max**	**i**	ec **Ak**	ic **Ik**	[bar] **p**	Version **Ausführung**	Order no. **Bestellnummer**
63	17,5	100	98,7	WFB 40-25	50	6.000	1:1	x			L	MPU.M40.B40.VA0.3949L
63	17,5	100	98,7	WFB 40-25	50	6.000	1:1	x			R	MPU.M40.B40.VA0.3949R
63	17,5	100	107,7	WFB 40-25	50	6.000	1:1	x	x	80	L	MPU.M40.B40.VE0.3949L
63	17,5	100	107,7	WFB 40-25	50	6.000	1:1	x	x	80	R	MPU.M40.B40.VE0.3949R
63	17,5	100	98,7	WFB 40-25	50	3.000	2:1	x			L	MPU.M40.B40.WA0.3949L
63	17,5	100	98,7	WFB 40-25	50	3.000	2:1	x			R	MPU.M40.B40.WA0.3949R
63	17,5	100	107,7	WFB 40-25	50	3.000	2:1	x	x	80	L	MPU.M40.B40.WE0.3949L
63	17,5	100	107,7	WFB 40-25	50	3.000	2:1	x	x	80	R	MPU.M40.B40.WE0.3949R

Spare Parts
Ersatzteile

threaded taper pin **Kegelgewindestift**	Spindle **Spindel**	Tightening torque [Nm] **Anzugsmoment [Nm]**	Oder no **Bestellnummer**
M12x1	WFB 40-25	25	WFS.M12X1



MAZAK

Axial Bohr- und Fräskopf
Axial drilling and milling head

WG 35

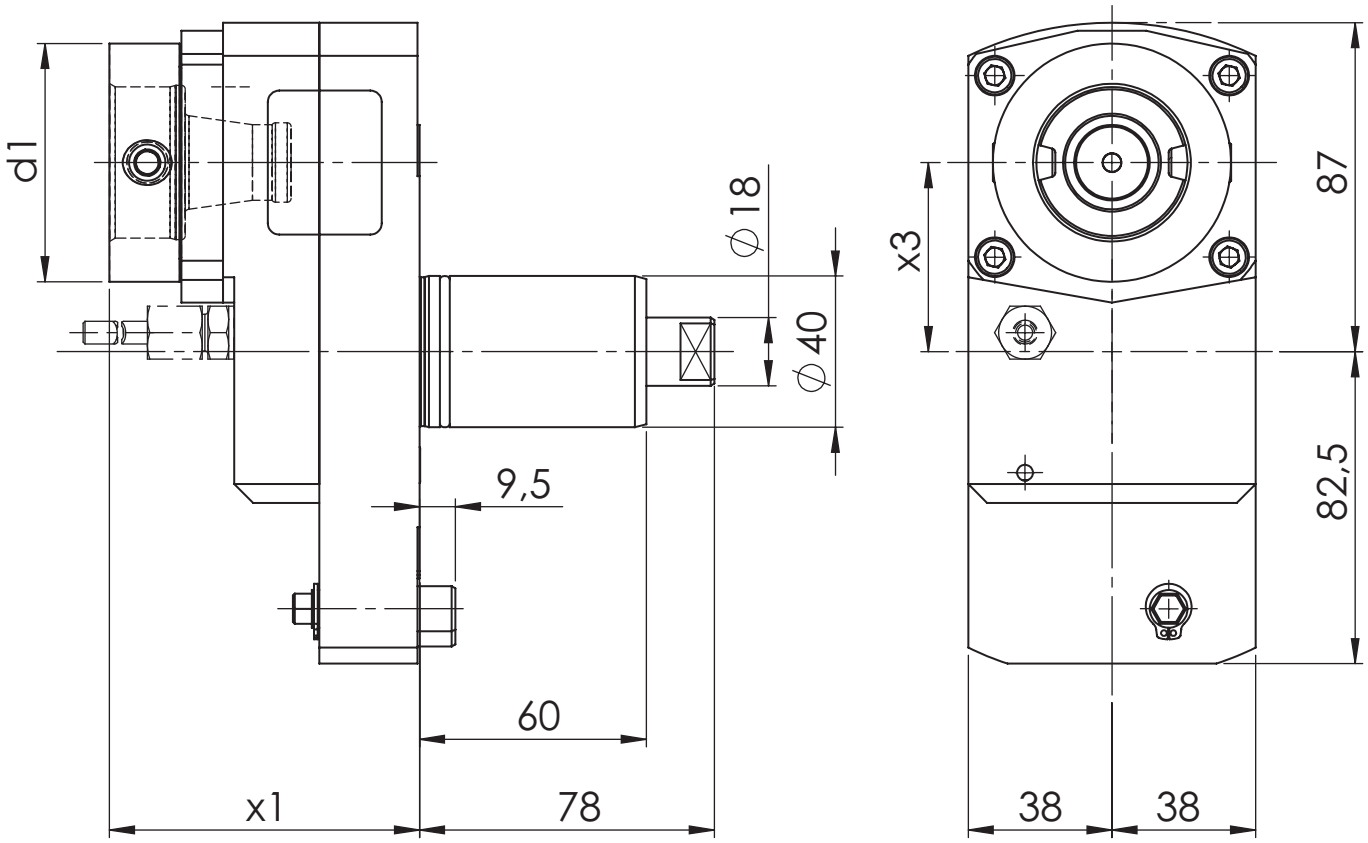

[mm] **d1**	[mm] **x1**	[mm] **x3**	Spindle **Spindel**	[Nm] **T max**	[rpm] **n max**	**i**	ec **Ak**	ic **Ik**	[bar] **p**	Version **Ausführung**	Order no. **Bestellnummer**
63	82	50	WFB 40-25	25	9.000	1:2	x			R	MPU.M40.B40.BA0.4041
63	82	50	WFB 40-25	50	3.000	2:1	x			R	MPU.M40.B40.CA0.4041
63	82	50	WFB 40-25	50	6.000	1:1	x			R	MPU.M40.B40.ZA0.4041
63	108	50	WFB 40-25	50	6.000	1:1	x	x	80	R	MPU.M40.B40.ZE0.4041

Spare Parts
Ersatzteile

threaded taper pin **Kegelgewindestift**	Spindle **Spindel**	Tightening torque [Nm] **Anzugsmoment [Nm]**	Oder no **Bestellnummer**
M12x1	WFB 40-25	25	WFS.M12X1

MAZAK

Radial Bohr- und Fräskopf
Radial drilling and milling head

WG 35

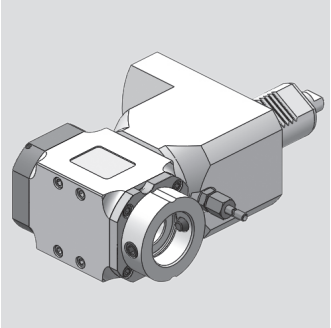

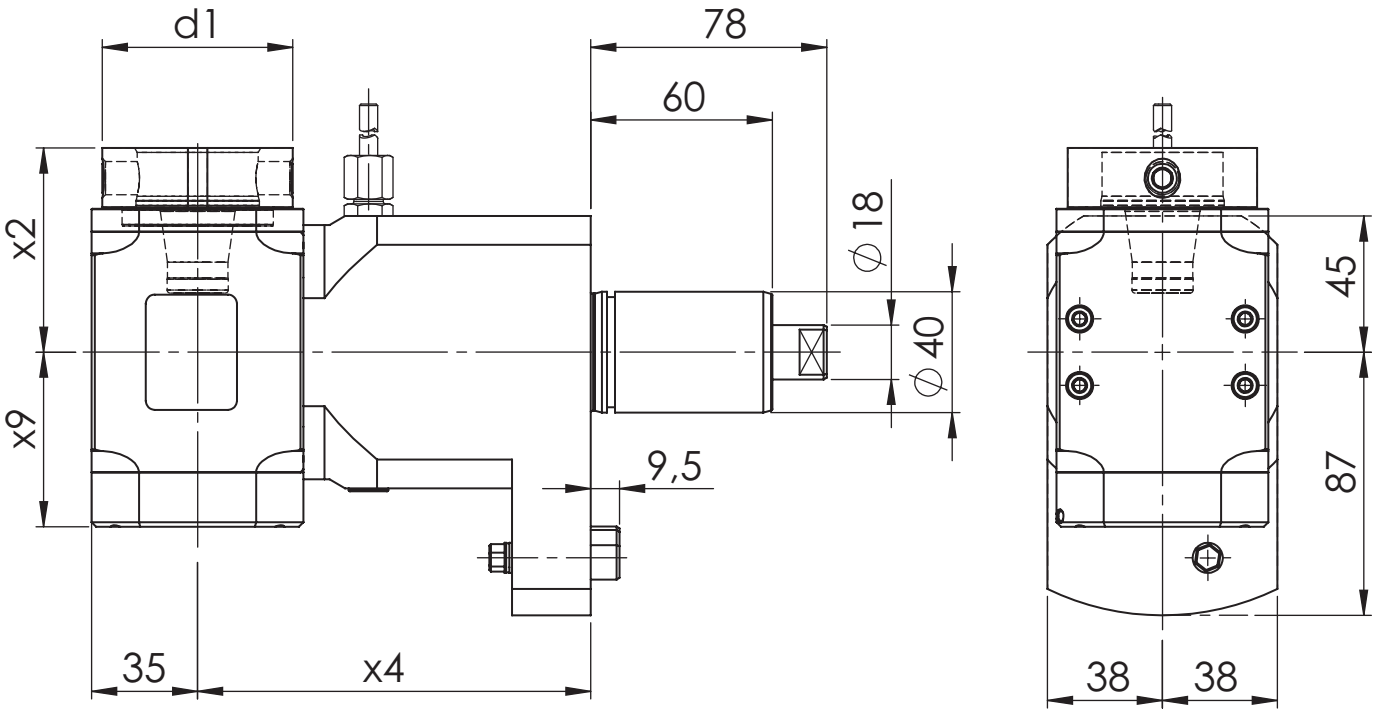

[mm] **d1**	[mm] **x2**	[mm] **x4**	[mm] **x9**	Spindle **Spindel**	[Nm] **T max**	[rpm] **n max**	**i**	ec **Ak**	ic **Ik**	[bar] **p**	Version **Ausführung**	Order no. **Bestellnummer**
63	67,5	130	48,7	WFB 40-25	50	6.000	1:1	x			R	MPU.M40.B40.RA0.4049
63	67,5	130	57,7	WFB 40-25	50	6.000	1:1	x	x	80	L	MPU.M40.B40.RE0.4049L
63	67,5	130	57,7	WFB 40-25	50	6.000	1:1	x	x	80	R	MPU.M40.B40.RE0.4049R

Spare Parts
Ersatzteile

threaded taper pin **Kegelgewindestift**	Spindle **Spindel**	Tightening torque [Nm] **Anzugsmoment [Nm]**	Oder no **Bestellnummer**
M12x1	WFB 40-25	25	WFS.M12X1



MAZAK

Radial Bohr- und Fräskopf
Radial drilling and milling head

WG 35

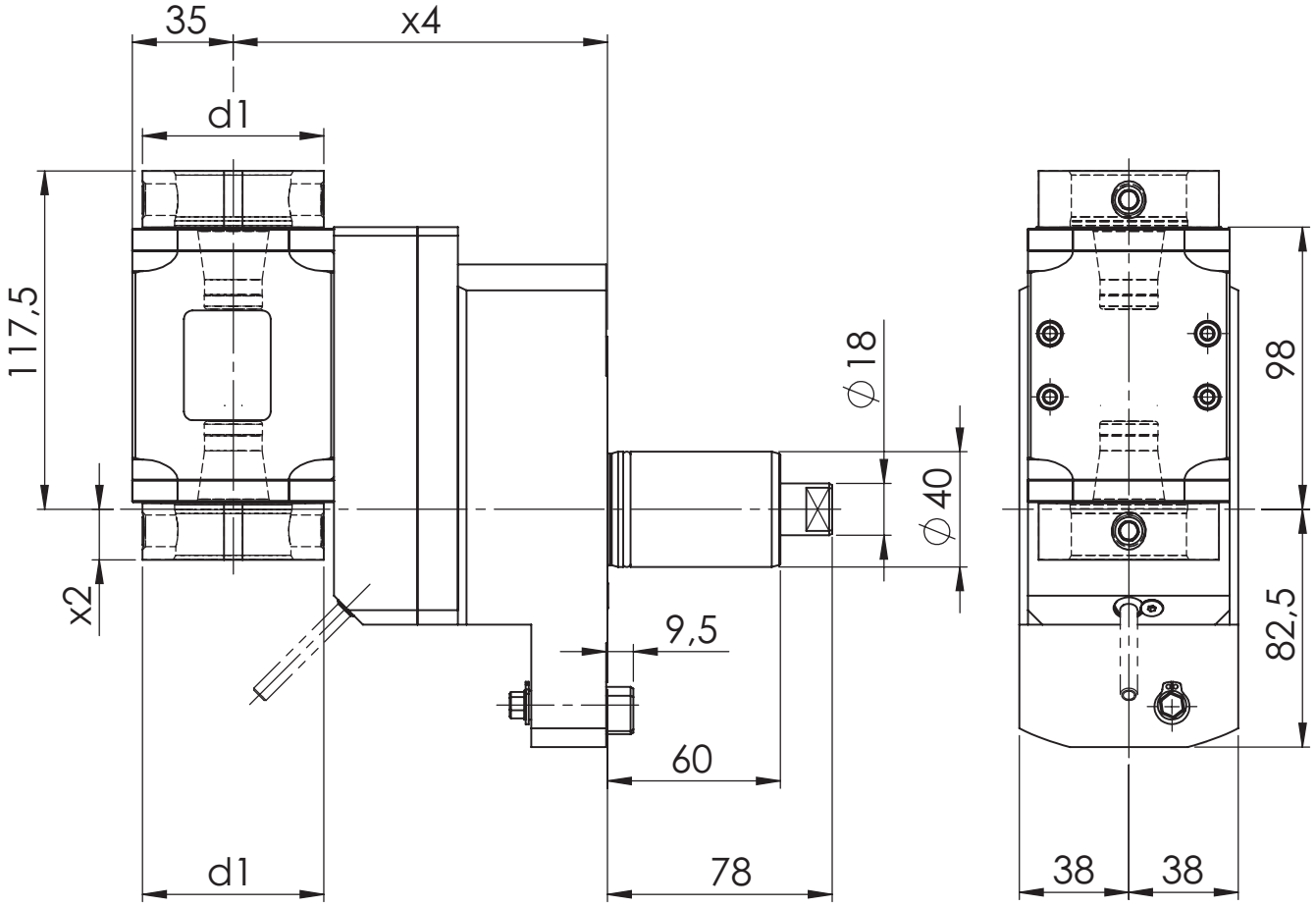

[mm] **d1**	[mm] **x2**	[mm] **x4**	Spindle **Spindel**	[Nm] **T max**	[rpm] **n max**	**i**	ec **Ak**	ic **Ik**	[bar] **p**	Version **Ausführung**	Order no. **Bestellnummer**
63	17,5	130	WFB 40-25	6.000	50	1:1	x			L	MPU.M40.B40.2A0.4049L

Spare Parts
Ersatzteile

threaded taper pin **Kegelgewindestift**	Spindle **Spindel**	Tightening torque [Nm] **Anzugsmoment [Nm]**	Oder no **Bestellnummer**
M12x1	WFB 40-25	25	WFS.M12X1

MAZAK

Radial Bohr- und Fräskopf
Radial drilling and milling head

WG 35

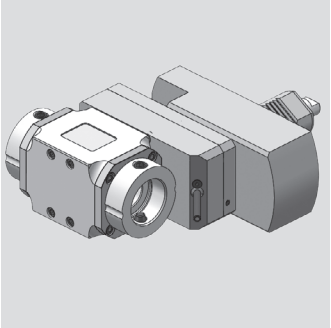

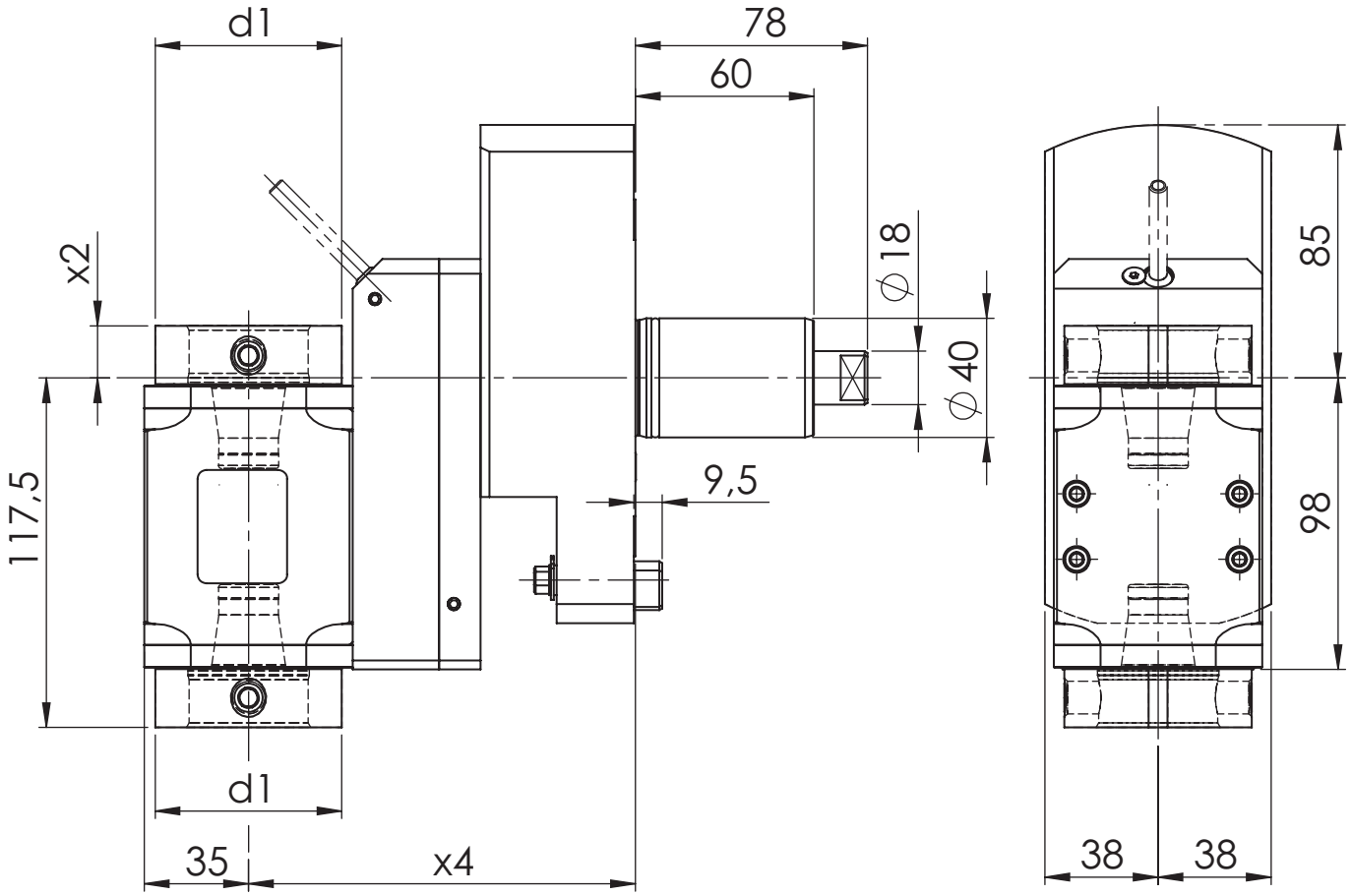

[mm] **d1**	[mm] **x2**	[mm] **x4**	Spindle **Spindel**	[Nm] **T max**	[rpm] **n max**	**i**	ec **Ak**	ic **Ik**	[bar] **p**	Version **Ausführung**	Order no. **Bestellnummer**
63	17,5	130	WFB 40-25	50	6.000	1:1	x			R	MPU.M40.B40.2A0.4049R

Spare Parts
Ersatzteile

threaded taper pin **Kegelgewindestift**	Spindle **Spindel**	Tightening torque [Nm] **Anzugsmoment [Nm]**	Oder no **Bestellnummer**
M12x1	WFB 40-25	25	WFS.M12X1

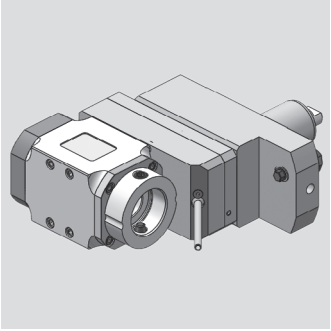

MAZAK

Radial Bohr- und Fräskopf
Radial drilling and milling head

WG 35

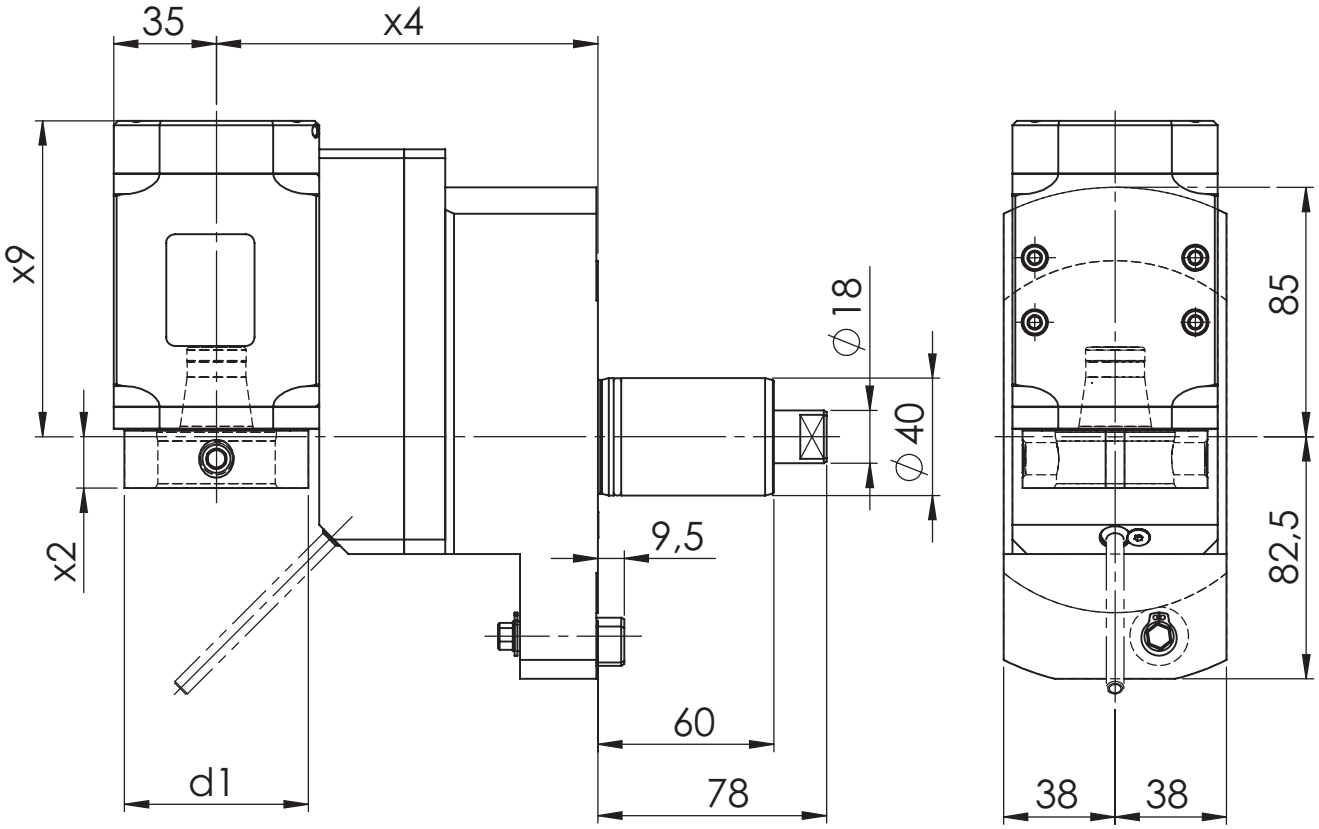

[mm] d1	[mm] x2	[mm] x4	[mm] x9	Spindle Spindel	[Nm] T max	[rpm] n max	i	ec Ak	ic Ik	[bar] p	Version Ausführung	Order no. Bestellnummer
50	12,5	130	98,7	WFB 32-20	25	12.000	1:2	x			L	MPU.M40.B32.XA0.4049L
50	12,5	130	98,7	WFB 32-20	25	12.000	1:2	x			R	MPU.M40.B32.XA0.4049R
63	17,5	130	98,7	WFB 40-25	50	6.000	1:1	x			R	MPU.M40.B40.VA0.4049R
63	17,5	130	107,7	WFB 40-25	50	6.000	1:1	x	x	80	R	MPU.M40.B40.VE0.4049R
63	17,5	130	98,7	WFB 40-25	100	3.000	2:1	x			L	MPU.M40.B40.WA0.4049L
63	17,5	130	98,7	WFB 40-25	100	3.000	2:1	x			R	MPU.M40.B40.WA0.4049R
63	17,5	130	107,7	WFB 40-25	100	3.000	2:1	x	x	80	L	MPU.M40.B40.WE0.4049L
63	17,5	130	107,7	WFB 40-25	100	3.000	2:1	x	x	80	R	MPU.M40.B40.WE0.4049R
63	17,5	130	107,7	WFB 40-25	25	12.000	1:2	x	x	80	L	MPU.M40.B40.XE0.4049L
63	17,5	130	107,7	WFB 40-25	25	12.000	1:2	x	x	80	R	MPU.M40.B40.XE0.4049R

Spare Parts
Ersatzteile

threaded taper pin **Kegelgewindestift**	Spindle **Spindel**	Tightening torque [Nm] **Anzugsmoment [Nm]**	Oder no **Bestellnummer**
M10X1	WFB 32-20	20	WFS.M10X1X11
M12x1	WFB 40-25	25	WFS.M12X1

MAZAK

Axial Bohr- und Fräskopf
Axial drilling and milling head

WG 35

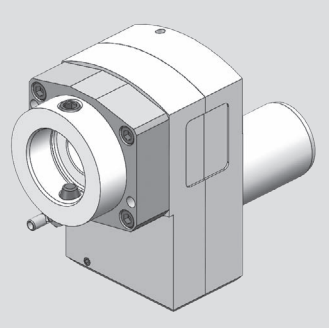

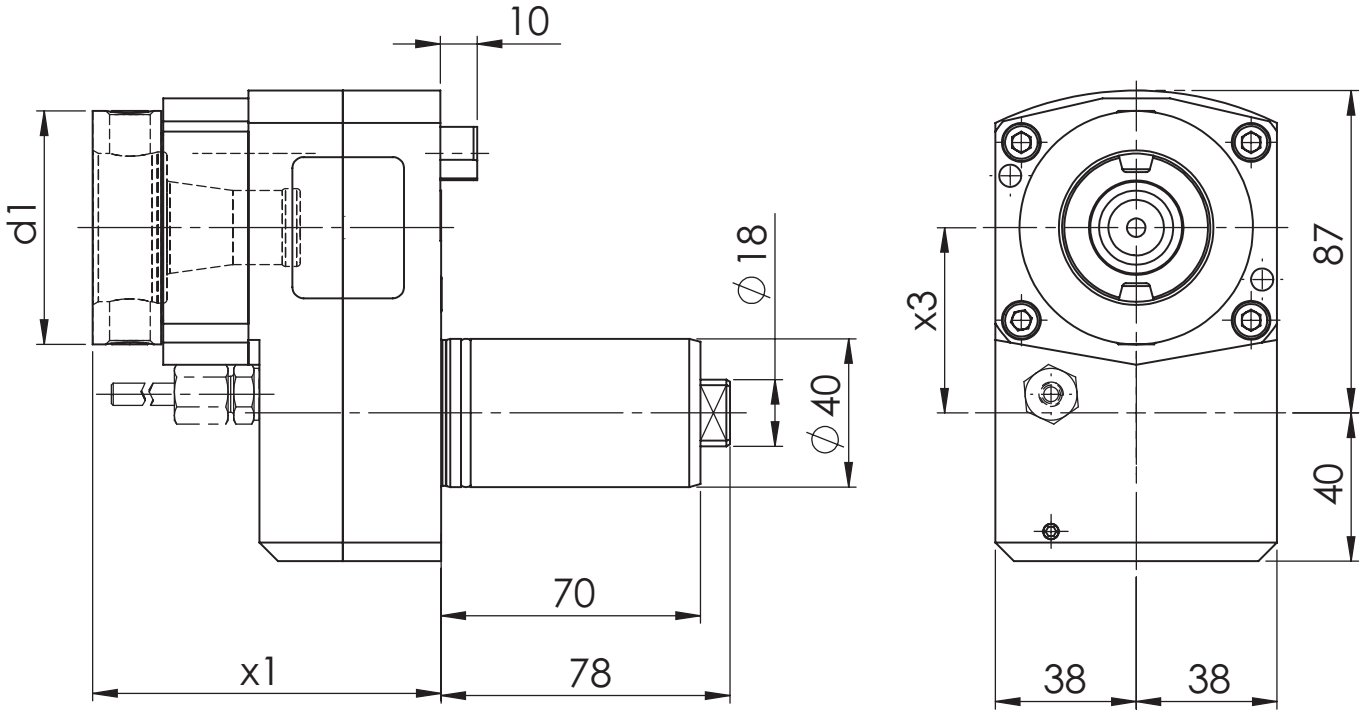

[mm] **d1**	[mm] **x1**	[mm] **x3**	Spindle **Spindel**	[Nm] **T max**	[rpm] **n max**	**i**	ec **Ak**	ic **Ik**	[bar] **p**	Version **Ausführung**	Order no. **Bestellnummer**
63	94	50	WFB 40-25	50	3.000	2:1	x			L/R	MPU.M40.B40.CA0.MP12

Spare Parts
Ersatzteile

threaded taper pin **Kegelgewindestift**	Spindle **Spindel**	Tightening torque [Nm] **Anzugsmoment [Nm]**	Oder no **Bestellnummer**
M12x1	WFB 40-25	25	WFS.M12X1

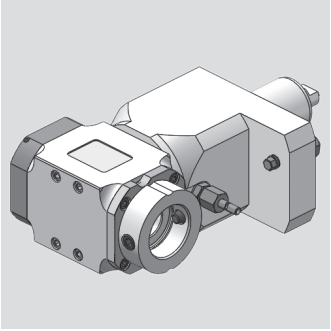

MAZAK

Radial Bohr- und Fräskopf
Radial drilling and milling head

WG 35

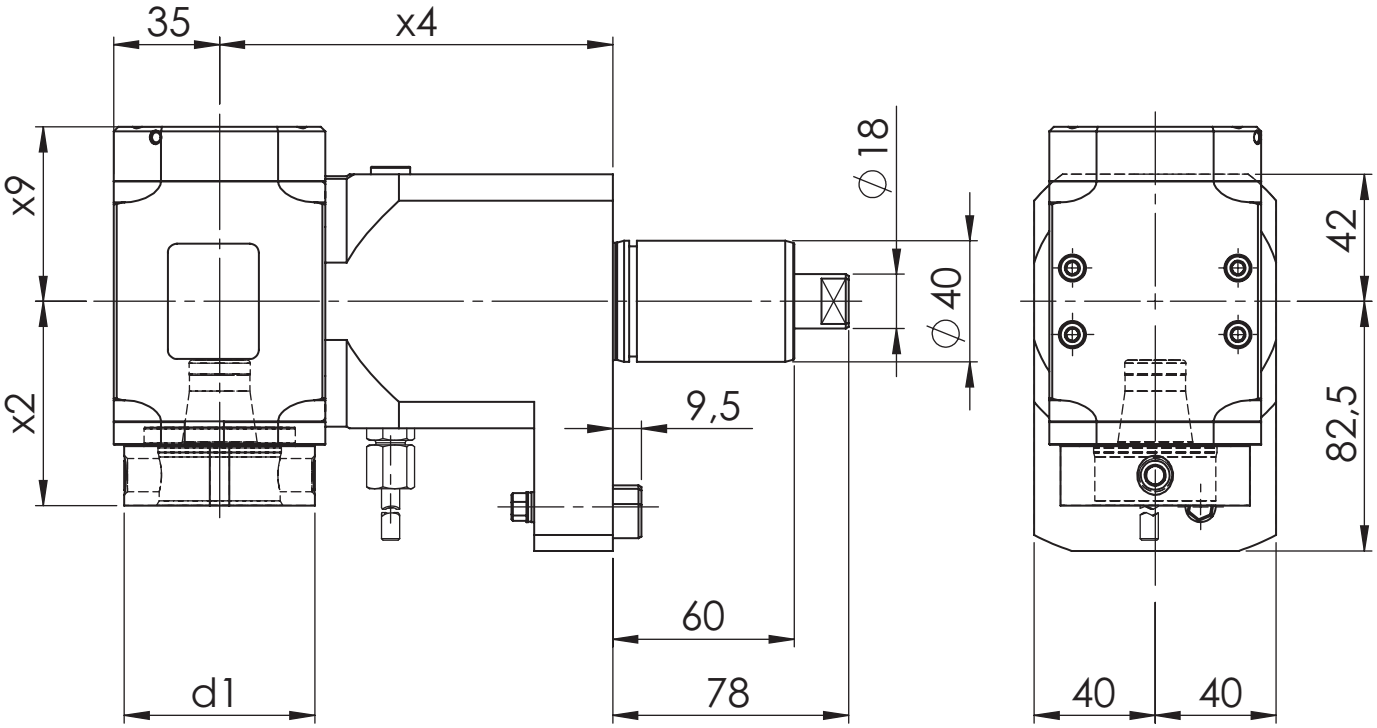

[mm] **d1**	[mm] **x2**	[mm] **x4**	[mm] **x9**	Spindle **Spindel**	[Nm] **T max**	[rpm] **n max**	**i**	ec **Ak**	ic **Ik**	[bar] **p**	Version **Ausführung**	Order no. **Bestellnummer**
63	67,5	130	48,7	WFB 40-25	50	6.000	1:1	x			L/R	MPU.M40.B40.RA0.MP12
63	67,5	130	57,7	WFB 40-25	50	6.000	1:1	x	x	80	L/R	MPU.M40.B40.RE0.MP12

Spare Parts
Ersatzteile

threaded taper pin **Kegelgewindestift**	Spindle **Spindel**	Tightening torque [Nm] **Anzugsmoment [Nm]**	Oder no **Bestellnummer**
M12x1	WFB 40-25	25	WFS.M12X1

MAZAK

Axial Bohr- und Fräskopf
Axial drilling and milling head

WG 35



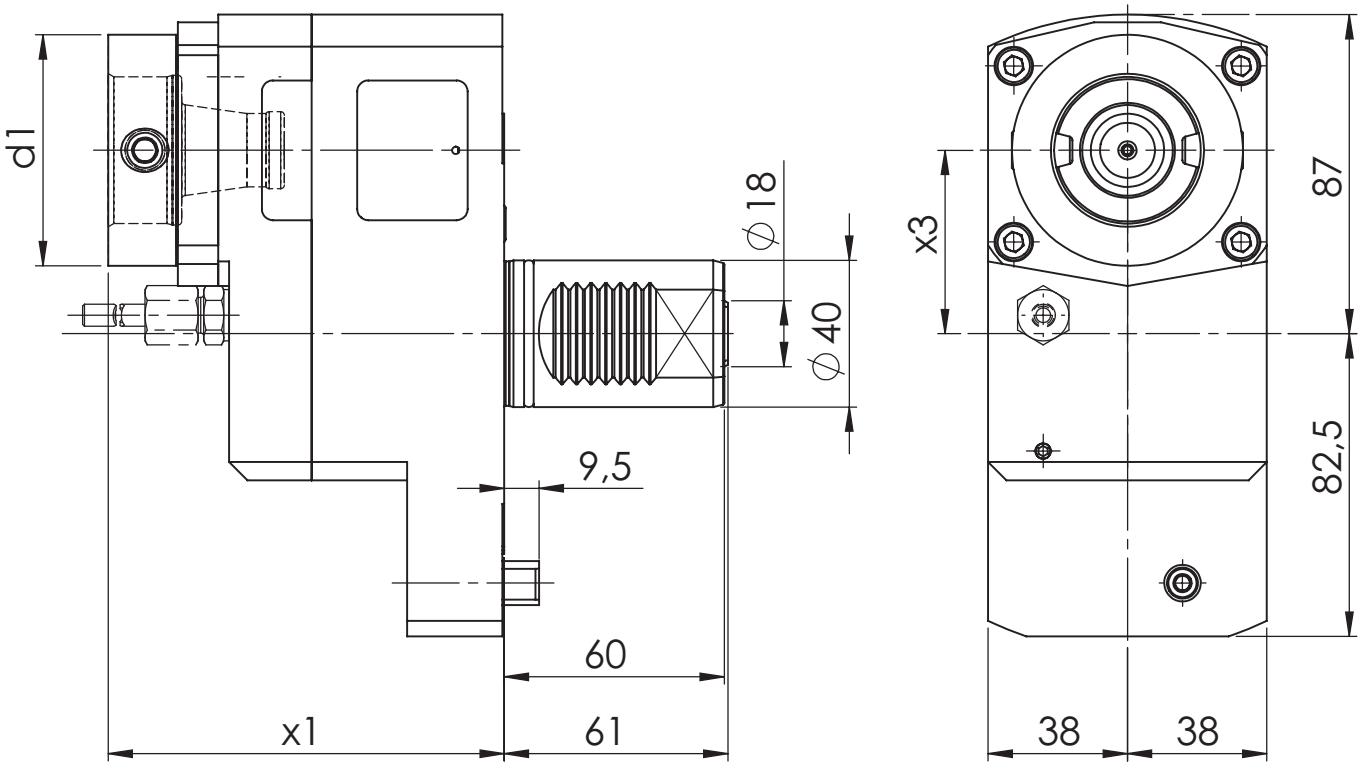

[mm] **d1**	[mm] **x1**	[mm] **x3**	Spindle **Spindel**	[Nm] **T max**	[rpm] **n max**	**i**	ec **Ak**	ic **Ik**	[bar] **p**	Version **Ausführung**	Order no. **Bestellnummer**
50	108	50	WFB 32-20	50	6.000	1:1	x	x	80	L/R	MPU.M40.B32.ZE0.MP16
63	82	50	WFB 40-25	50	6.000	1:1	x			L/R	MPU.M40.B40.ZA0.MP16
63	108	50	WFB 40-25	50	6.000	1:1	x	x	80	L/R	MPU.M40.B40.ZE0.MP16

Spare Parts
Ersatzteile

threaded taper pin **Kegelgewindestift**	Spindle **Spindel**	Tightening torque [Nm] **Anzugsmoment [Nm]**	Oder no **Bestellnummer**
M10X1	WFB 32-20	20	WFS.M10X1X11
M12x1	WFB 40-25	25	WFS.M12X1



MAZAK

Radial Bohr- und Fräskopf
Radial drilling and milling head

WG 35

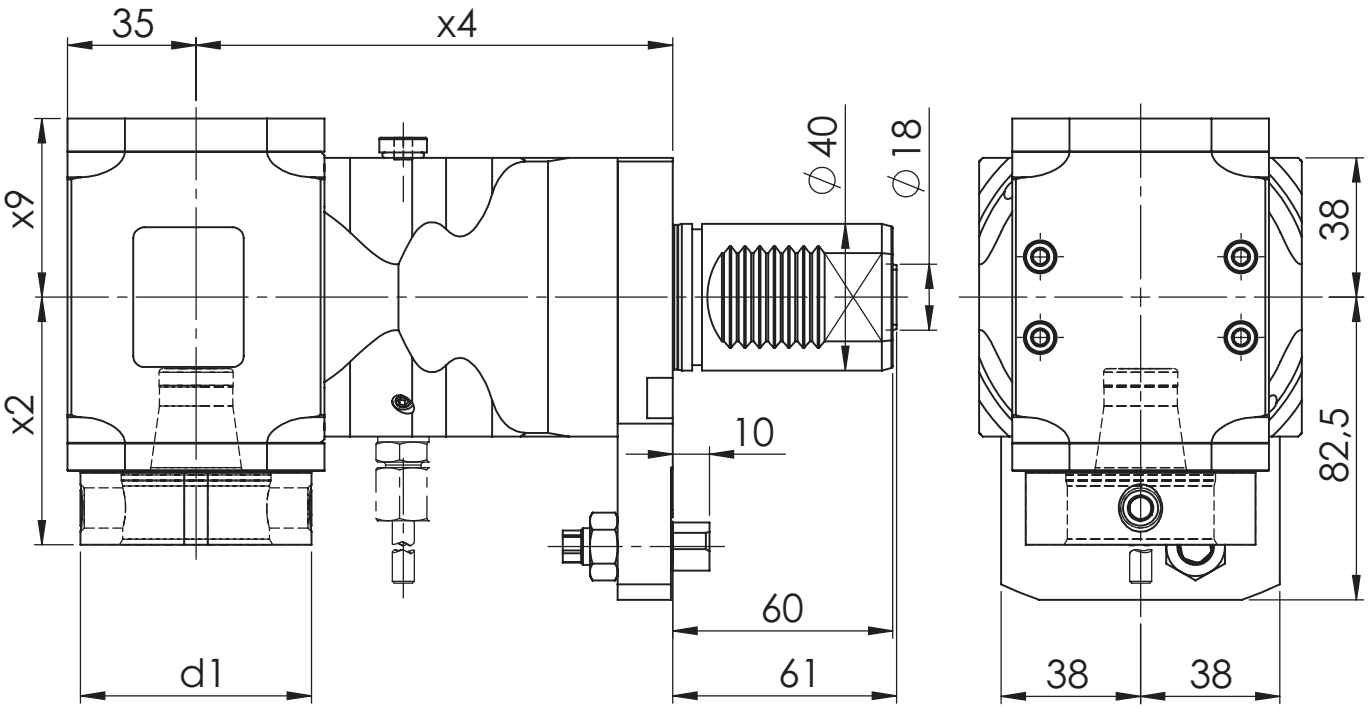

[mm] **d1**	[mm] **x2**	[mm] **x4**	[mm] **x9**	Spindle **Spindel**	[Nm] **T max**	[rpm] **n max**	**i**	ec **Ak**	ic **Ik**	[bar] **p**	Version **Ausführung**	Order no. **Bestellnummer**
63	67,5	130	48,7	WFB 40-25	50	6.000	1:1	x			L/R	MPU.M40.B40.RA0.MP16

Spare Parts
Ersatzteile

threaded taper pin **Kegelgewindestift**	Spindle **Spindel**	Tightening torque [Nm] **Anzugsmoment [Nm]**	Oder no **Bestellnummer**
M12x1	WFB 40-25	25	WFS.M12X1

MAZAK

Radial Bohr- und Fräskopf
Radial drilling and milling head

WG 35

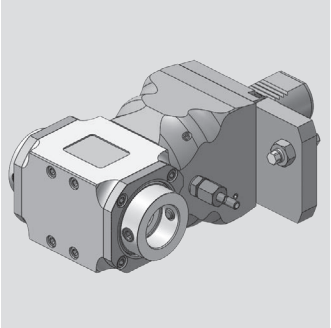

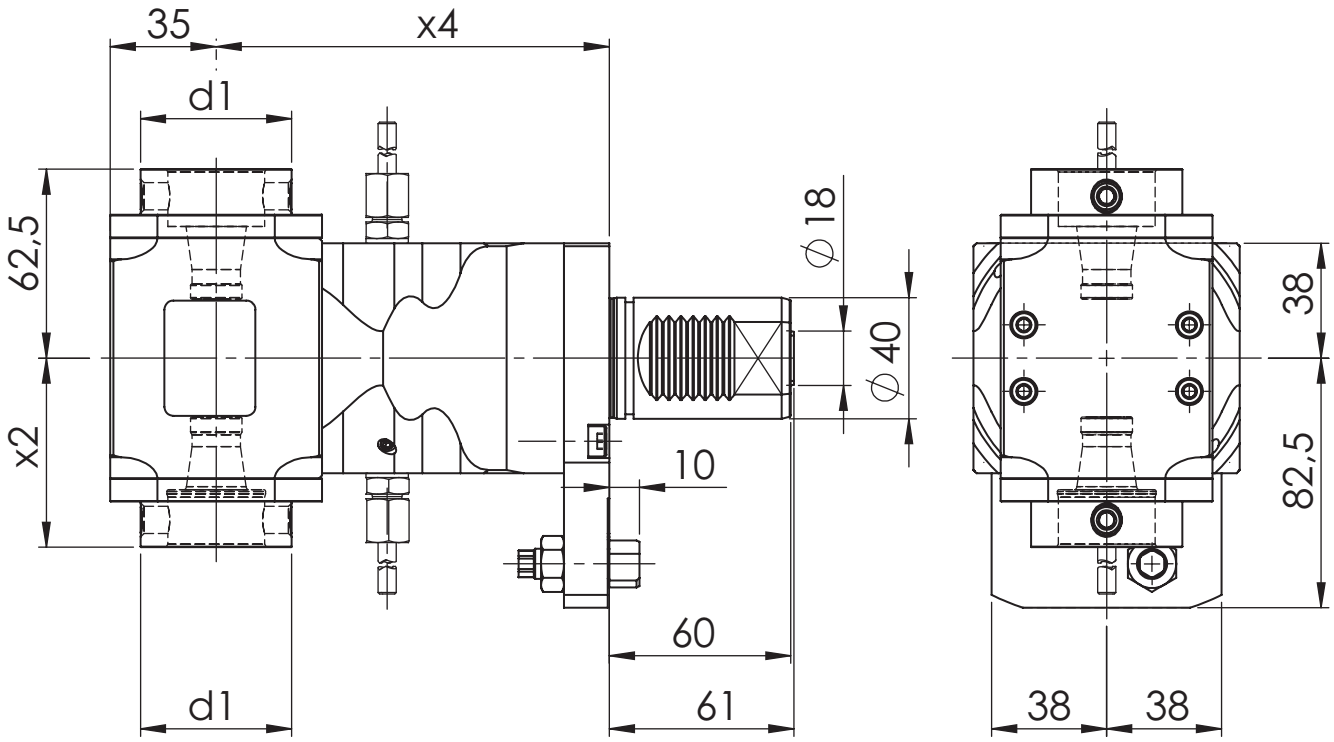

[mm] **d1**	[mm] **x2**	[mm] **x4**	Spindle **Spindel**	[Nm] **T max**	[rpm] **n max**	**i**	ec **Ak**	ic **Ik**	[bar] **p**	Version **Ausführung**	Order no. **Bestellnummer**
50	62,5	130	WFB 32-20	50	6.000	1:1	x				MPU.M40.B32.2A0.MP16

Spare Parts
Ersatzteile

threaded taper pin **Kegelgewindestift**	Spindle **Spindel**	Tightening torque [Nm] **Anzugsmoment [Nm]**	Oder no **Bestellnummer**
M10X1	WFB 32-20	20	WFS.M10X1X11

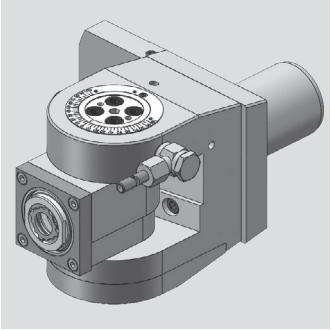

MAZAK

Bohr- und Fräskopf winkelverstellbar
Drilling and milling swivel head

WG 35

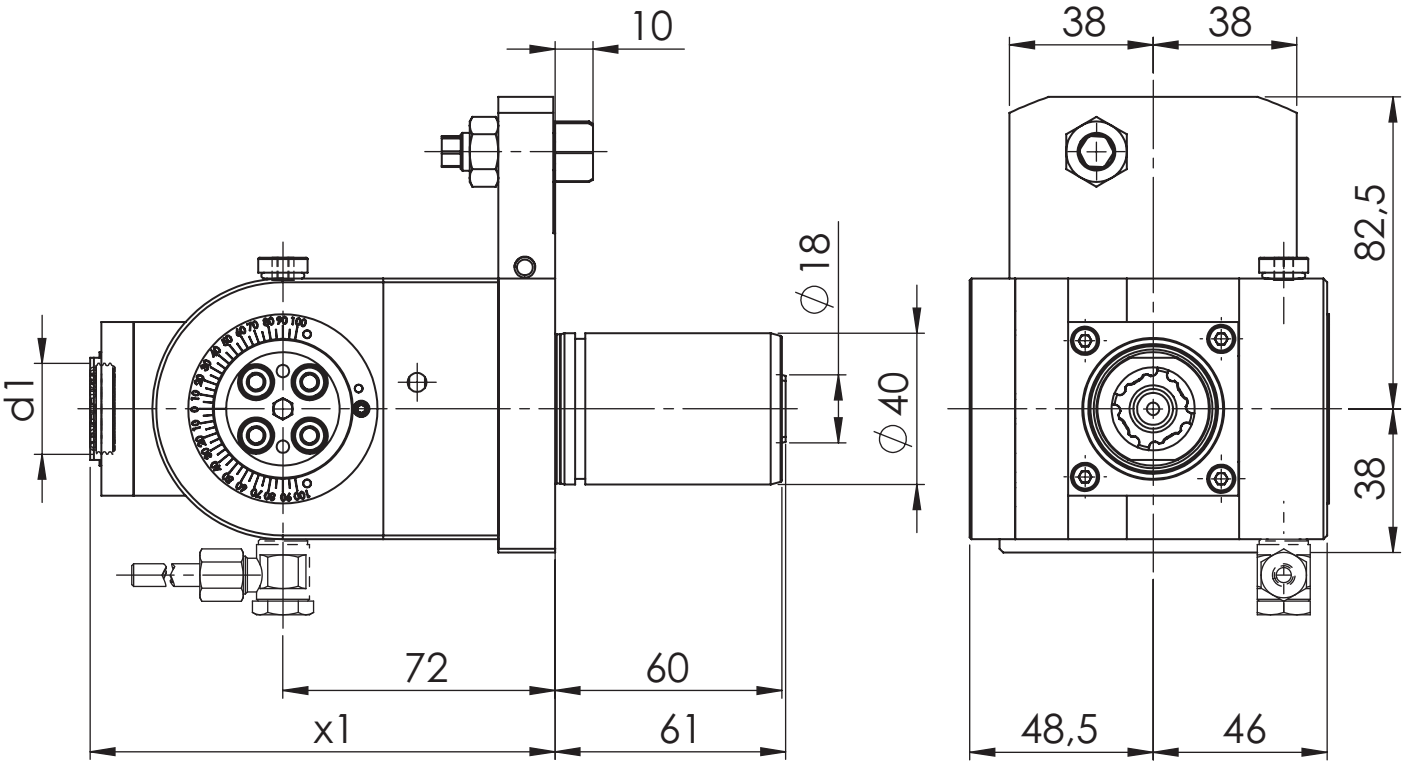

[mm] **d1**	[mm] **x1**	Spindle **Spindel**	[Nm] **T max**	[rpm] **n max**	**i**	ec **Ak**	ic **Ik**	[bar] **p**	Version **Ausführung**	Order no. **Bestellnummer**
24	123	ER 16	16	6.000	1:1	x			L/R	MPU.M40.E16.SA0.MP16
24	123	ER 16	16	6.000	1:1	x	x	80	L/R	MPU.M40.E16.SE0.MP16

MAZAK

Axial Bohr- und Fräskopf
Axial drilling and milling head

WG 35



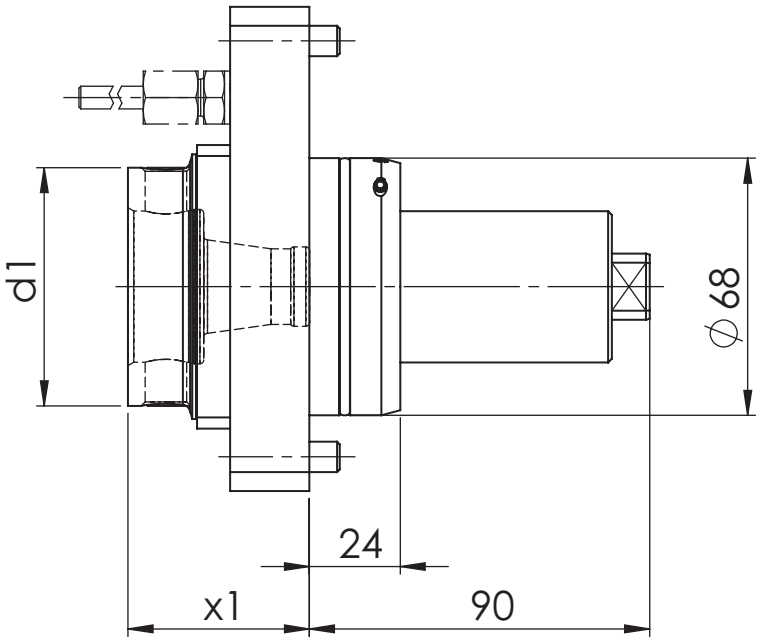

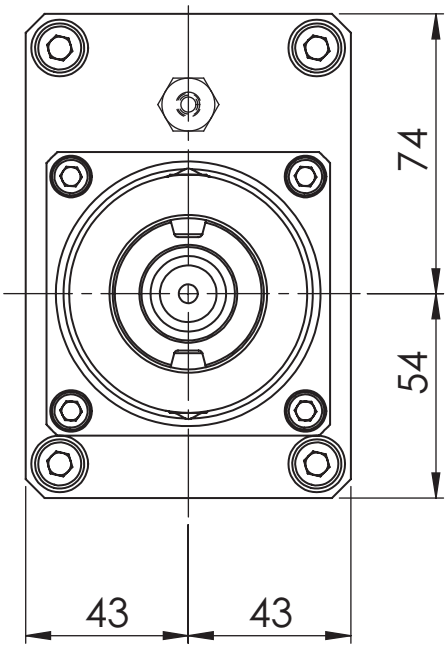

[mm] **d1**	[mm] **x1**	Spindle **Spindel**	[Nm] **T max**	[rpm] **n max**	**i**	ec **Ak**	ic **Ik**	[bar] **p**	Version **Ausführung**	Order no. **Bestellnummer**
63	48	WFB 40-25	50	6.000	1:1	x				MPU.Z68.B40.AA0.QTS
63	48	WFB 40-25	50	6.000	1:1	x	x	25		MPU.Z68.B40.AE0.QTS

Spare Parts
Ersatzteile

threaded taper pin **Kegelgewindestift**	Spindle **Spindel**	Tightening torque [Nm] **Anzugsmoment [Nm]**	Oder no **Bestellnummer**
M12x1	WFB 40-25	25	WFS.M12X1



MAZAK

Radial Bohr- und Fräskopf
Radial drilling and milling head

WG 35

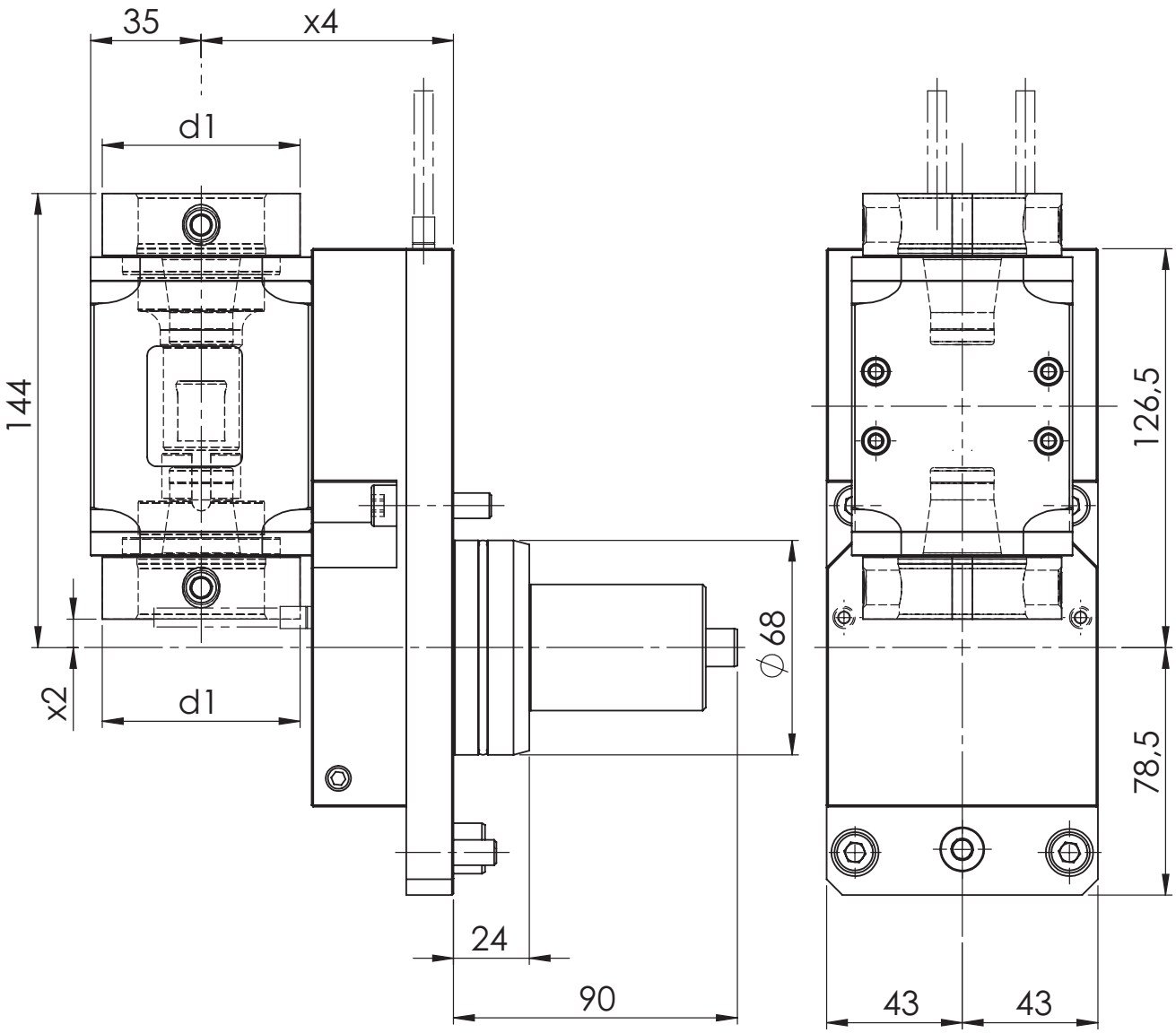

[mm] **d1**	[mm] **x2**	[mm] **x4**	Spindle **Spindel**	[Nm] **T max**	[rpm] **n max**	**i**	ec **Ak**	ic **Ik**	[bar] **p**	Version **Ausführung**	Order no. **Bestellnummer**
63	9	80	WFB 40-25	50	6.000	1:1	x				MPU.Z68.B40.2V0.QTS

Spare Parts
Ersatzteile

threaded taper pin **Kegelgewindestift**	Spindle **Spindel**	Tightening torque [Nm] **Anzugsmoment [Nm]**	Oder no **Bestellnummer**
M12x1	WFB 40-25	25	WFS.M12X1

Modulare Aggregatetechnik

Miyano

Werkzeugtechnik

Katalog MIY-01

Werkzeugtechnik

Inhaltsverzeichnis für Miyano

Table of contents for Miyano

Beschreibung / Description	Seite / Page
Miyano Schafttyp BMT 45	**13.1 - 13.4**

Miyano

Axial Bohr- und Fräskopf
Axial drilling and milling head

WG 35



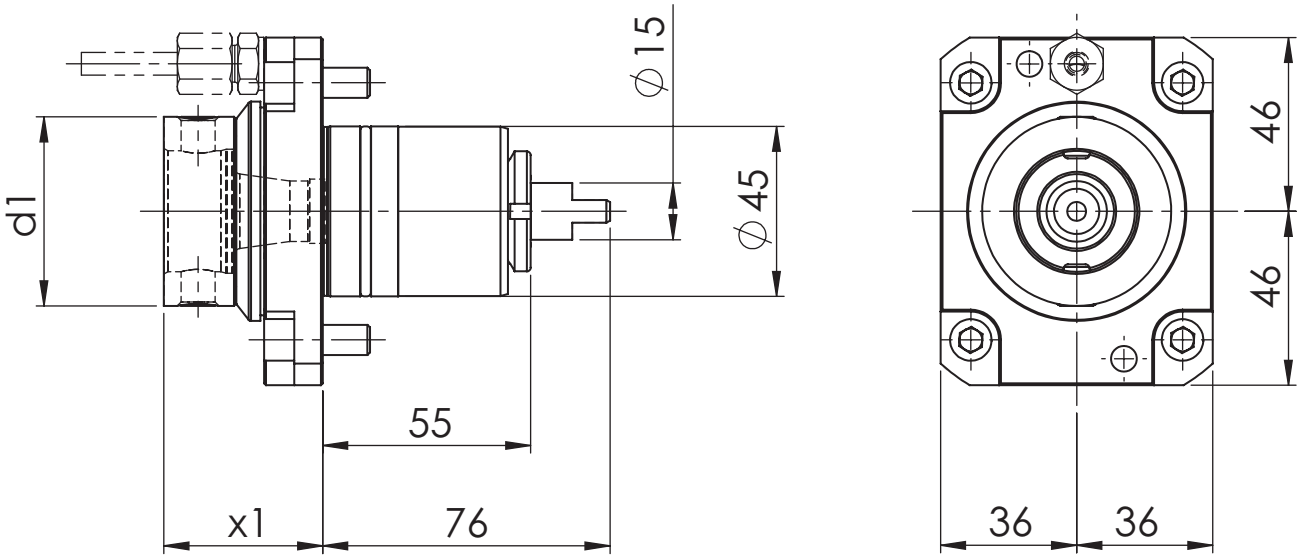

[mm] **d1**	[mm] **x1**	Spindle **Spindel**	[Nm] **T max**	[rpm] **n max**	**i**	ec **Ak**	ic **Ik**	[bar] **p**	Version **Ausführung**	Order no. **Bestellnummer**
50	42	WFB 32-20	25	6.000	1:1	x				MPU.Z45.B32.AA0.9030

Spare Parts
Ersatzteile

threaded taper pin **Kegelgewindestift**	Spindle **Spindel**	Tightening torque [Nm] **Anzugsmoment [Nm]**	Oder no **Bestellnummer**
M10X1	WFB 32-20	20	WFS.M10X1X11



Miyano

Axial Bohr- und Fräskopf
Axial drilling and milling head

WG 35

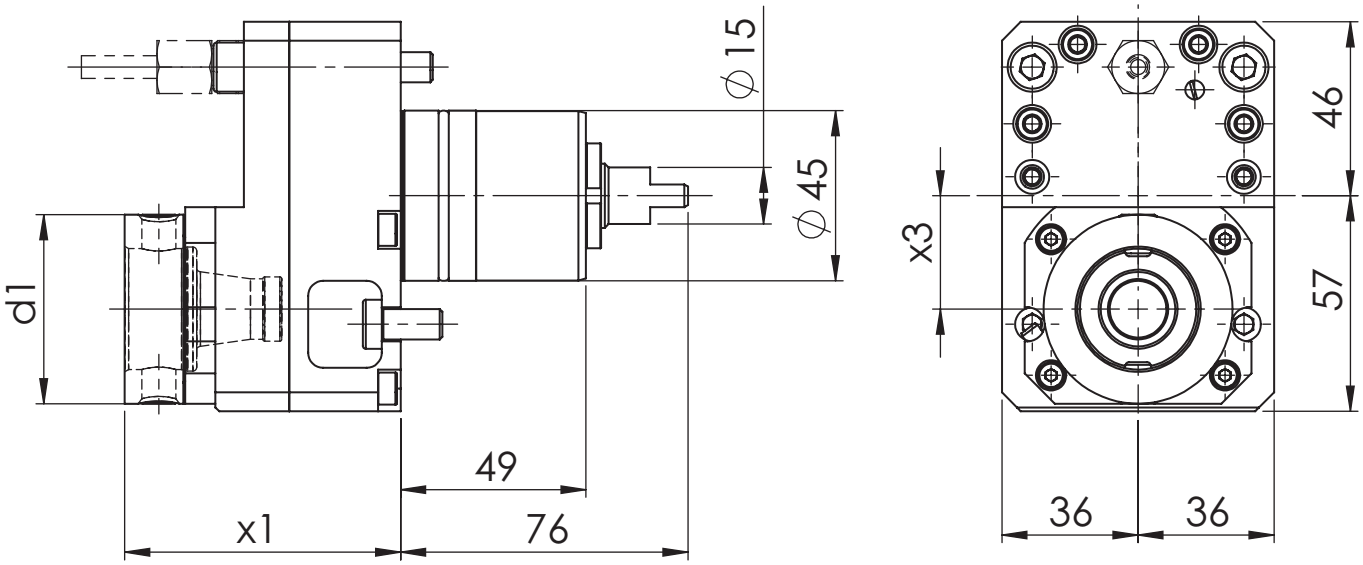

[mm] **d1**	[mm] **x1**	[mm] **x3**	Spindle **Spindel**	[Nm] **T max**	[rpm] **n max**	**i**	ec **Ak**	ic **Ik**	[bar] **p**	Version **Ausführung**	Order no. **Bestellnummer**
50	73	30	WFB 32-20	16	12.000	1:2	x				MPU.Z45.B32.BA0.9030
50	73	30	WFB 32-20	50	3.000	2:1	x				MPU.Z45.B32.CA0.9030

Spare Parts
Ersatzteile

threaded taper pin **Kegelgewindestift**	Spindle **Spindel**	Tightening torque [Nm] **Anzugsmoment [Nm]**	Oder no **Bestellnummer**
M10X1	WFB 32-20	20	WFS.M10X1X11

Miyano

Radial Bohr- und Fräskopf
Radial drilling and milling head

WG 35



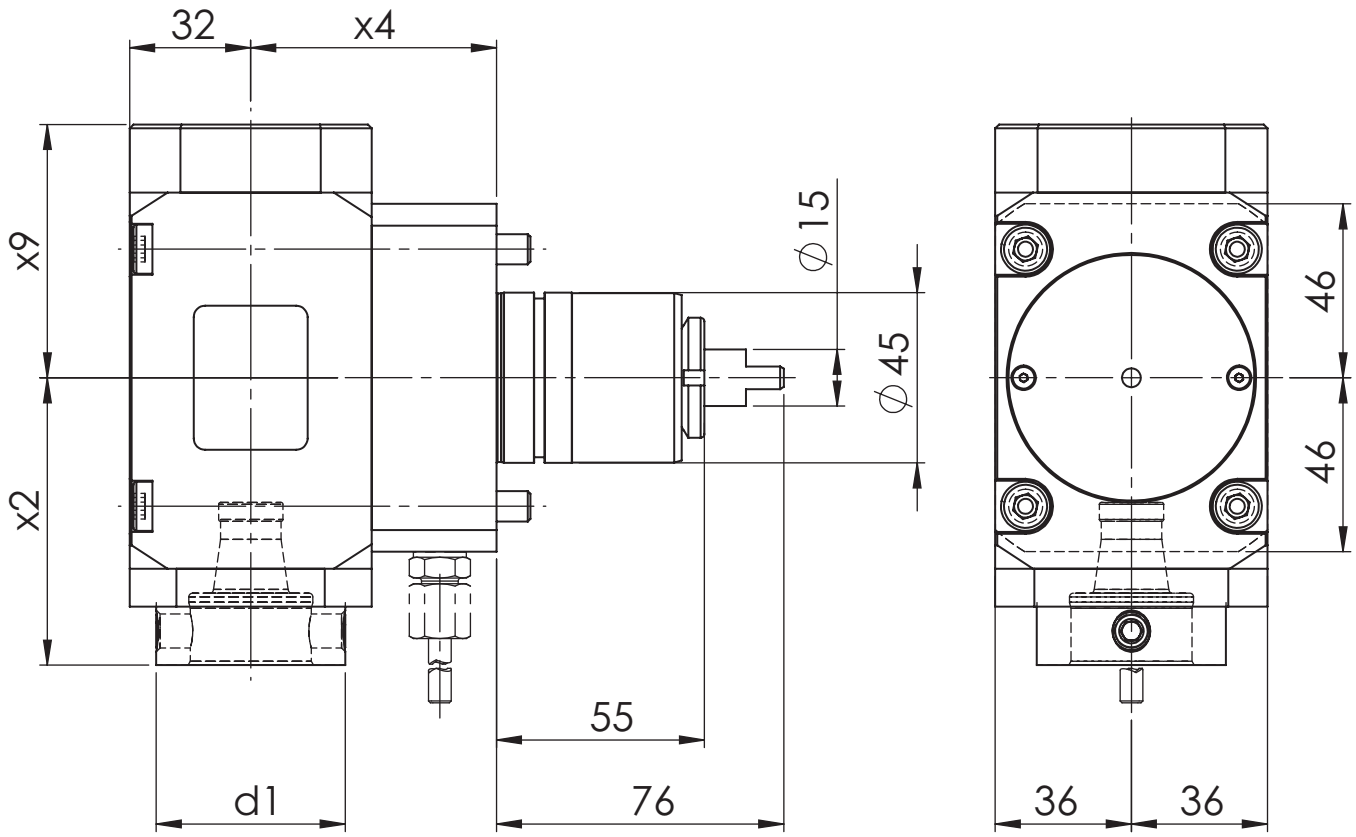

[mm] **d1**	[mm] **x2**	[mm] **x4**	[mm] **x9**	Spindle **Spindel**	[Nm] **T max**	[rpm] **n max**	**i**	ec **Ak**	ic **Ik**	[bar] **p**	Version **Ausführung**	Order no. **Bestellnummer**
50	76	65	58	WFB 32-20	25	6.000	1:1	x				MPU.Z45.B32.RA0.9039
50	76	65	67	WFB 32-20	25	6.000	1:1	x	x	80		MPU.Z45.B32.RE0.9039

Spare Parts
Ersatzteile

threaded taper pin **Kegelgewindestift**	Spindle **Spindel**	Tightening torque [Nm] **Anzugsmoment [Nm]**	Oder no **Bestellnummer**
M10X1	WFB 32-20	20	WFS.M10X1X11



Miyano

Radial Bohr- und Fräskopf
Radial drilling and milling head

WG 35

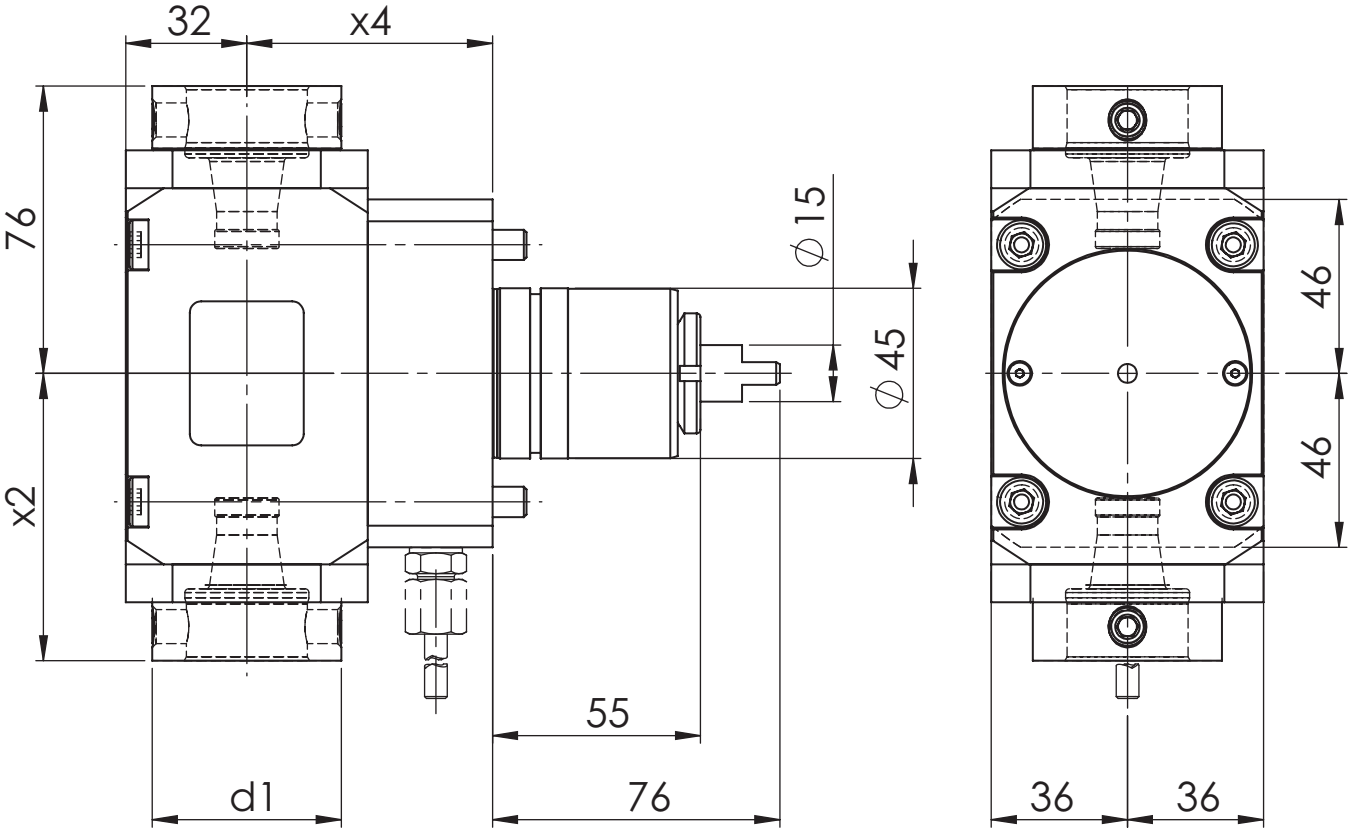

[mm] **d1**	[mm] **x2**	[mm] **x4**	Spindle **Spindel**	[Nm] **T max**	[rpm] **n max**	**i**	ec **Ak**	ic **Ik**	[bar] **p**	Version **Ausführung**	Order no. **Bestellnummer**
50	76	65	WFB 32-20	25	6.000	1:1	x				MPU.Z45.B32.2A0.9039

Spare Parts
Ersatzteile

threaded taper pin **Kegelgewindestift**	Spindle **Spindel**	Tightening torque [Nm] **Anzugsmoment [Nm]**	Oder no **Bestellnummer**
M10X1	WFB 32-20	20	WFS.M10X1X11

Modulare Aggregatetechnik

Nakamura-Tome

W&F Werkzeugtechnik

Katalog NAK-01

Werkzeugtechnik

Inhaltsverzeichnis für Nakamura-Tome

Table of contents for Nakamura-Tome

Beschreibung / Description	Seite / Page
Nakamura-Tome Schafttyp BMT 44	**14.1 - 14.4**
Nakamura-Tome Schafttyp BMT 55	**14.5 - 14.7**
Nakamura-Tome Schafttyp BMT 65	**14.8 - 14.10**

Nakamura-Tome

Axial Bohr- und Fräskopf
Axial drilling and milling head

WG 35



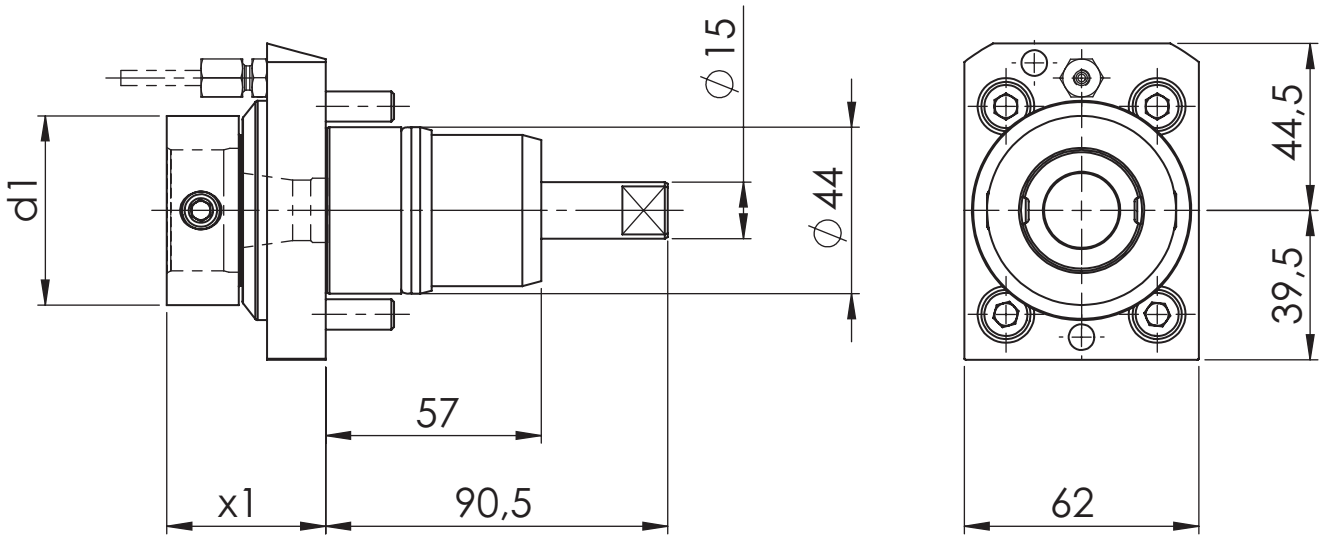

[mm] **d1**	[mm] **x1**	Spindle **Spindel**	[Nm] **T max**	[rpm] **n max**	**i**	ec **Ak**	ic **Ik**	[bar] **p**	Version **Ausführung**	Order no. **Bestellnummer**
50	42	WFB 32-20	25	6.000	1:1	x				MPU.Z44.B32.AA0.WT100
50	42	WFB 32-20	25	6.000	1:1	x	x	80		MPU.Z44.B32.AE0.WT100

Spare Parts
Ersatzteile

threaded taper pin **Kegelgewindestift**	Spindle **Spindel**	Tightening torque [Nm] **Anzugsmoment [Nm]**	Oder no **Bestellnummer**
M10X1	WFB 32-20	20	WFS.M10X1X11



Nakamura-Tome

Radial Bohr- und Fräskopf
Radial drilling and milling head

WG 35

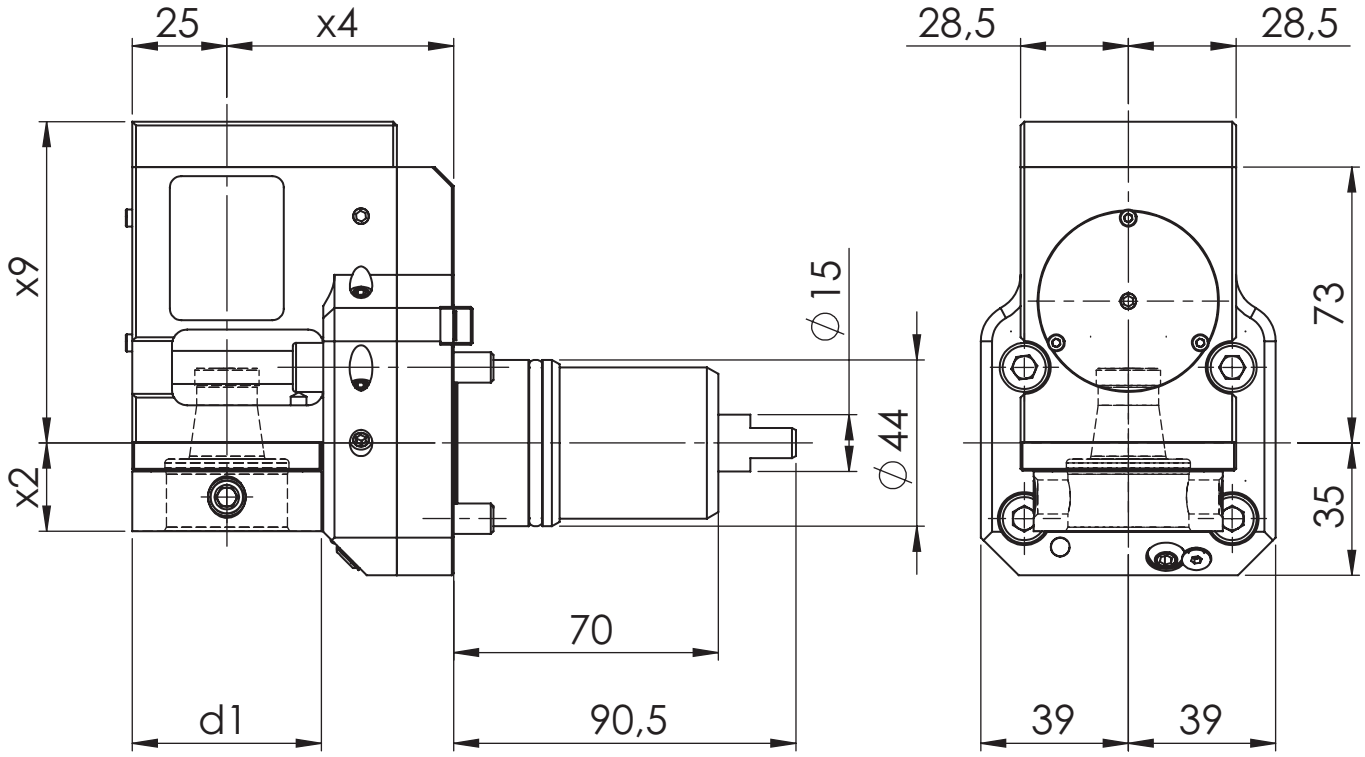

[mm] **d1**	[mm] **x2**	[mm] **x4**	[mm] **x9**	Spindle **Spindel**	[Nm] **T max**	[rpm] **n max**	**i**	ec **Ak**	ic **Ik**	[bar] **p**	Version **Ausführung**	Order no. **Bestellnummer**
50	23,3	60	85	WFB 32-20	25	6.000	1:1	x				MPU.Z44.B32.RA0.WT100
50	23,3	60	85	WFB 32-20	25	6.000	1:1	x	x	80		MPU.Z44.B32.RE0.WT100

Spare Parts
Ersatzteile

threaded taper pin **Kegelgewindestift**	Spindle **Spindel**	Tightening torque [Nm] **Anzugsmoment [Nm]**	Oder no **Bestellnummer**
M10X1	WFB 32-20	20	WFS.M10X1X11

Nakamura-Tome

Radial Bohr- und Fräskopf
Radial drilling and milling head

WG 35



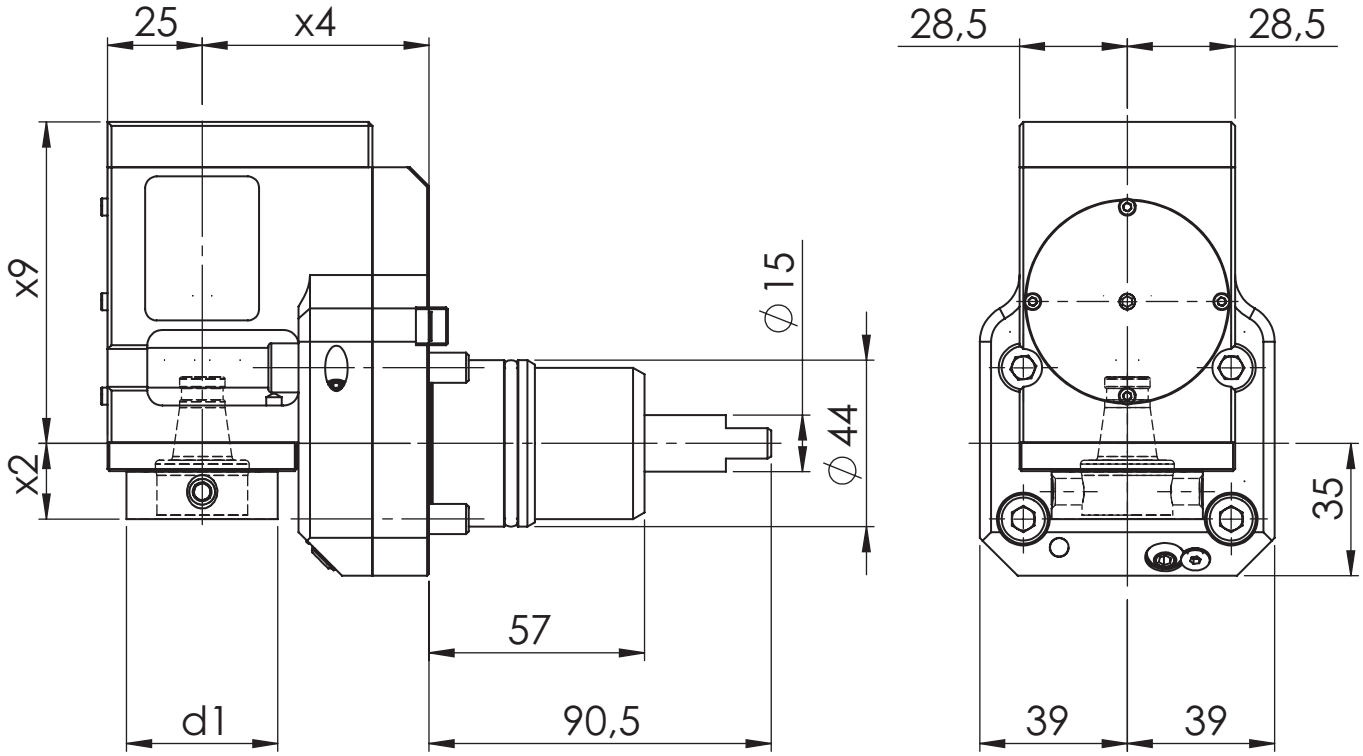

[mm] **d1**	[mm] **x2**	[mm] **x4**	[mm] **x9**	Spindle **Spindel**	[Nm] **T max**	[rpm] **n max**	**i**	ec **Ak**	ic **Ik**	[bar] **p**	Version **Ausführung**	Order no. **Bestellnummer**
40	20	60	85	WFB 24-16	16	12.000	1:2	x	x	80		MPU.Z44.B24.XE0.WT100
40	20	60	85	WFB 24-16	20	12.000	1:2	x	x	80		MPU.Z44.B24.XE0.WT100V

Spare Parts
Ersatzteile

threaded taper pin **Kegelgewindestift**	Spindle **Spindel**	Tightening torque [Nm] **Anzugsmoment [Nm]**	Oder no **Bestellnummer**
M8X1	WFB 24-16	10	WFS.M8X1.TORX



Nakamura-Tome

Radial Bohr- und Fräskopf
Radial drilling and milling head

WG 35

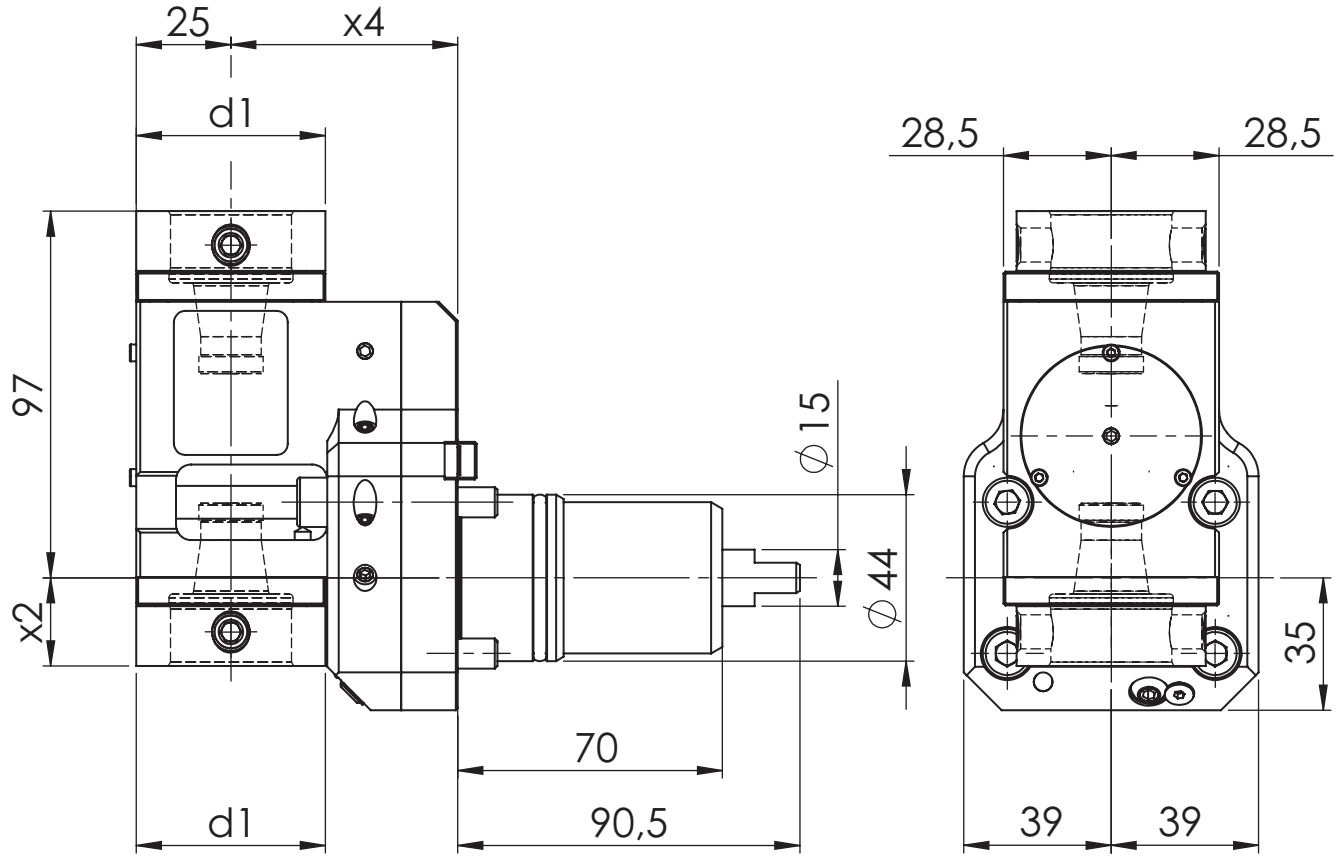

[mm] d1	[mm] x2	[mm] x4	Spindle Spindel	[Nm] T max	[rpm] n max	i	ec Ak	ic Ik	[bar] p	Version Ausführung	Order no. Bestellnummer
50	23,3	60	WFB 32-20	25	6.000	1:1	x				MPU.Z44.B32.2A0.WT100

Spare Parts
Ersatzteile

threaded taper pin **Kegelgewindestift**	Spindle **Spindel**	Tightening torque [Nm] **Anzugsmoment [Nm]**	Oder no **Bestellnummer**
M10X1	WFB 32-20	20	WFS.M10X1X11

Nakamura-Tome

Axial Bohr- und Fräskopf
Axial drilling and milling head

WG 35



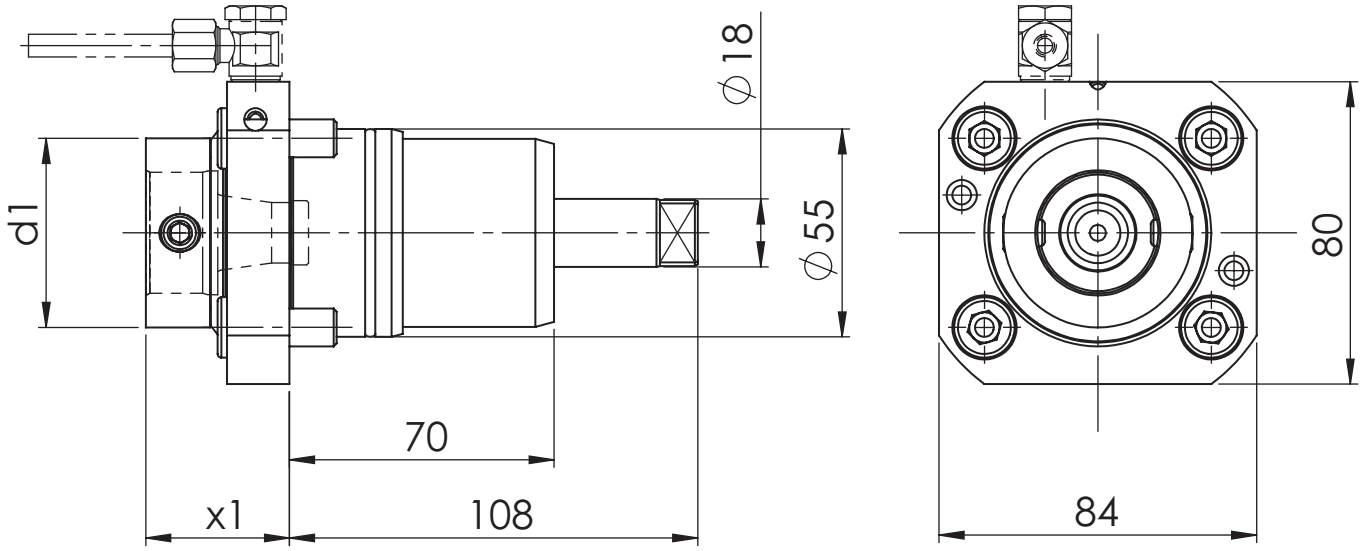

[mm] **d1**	[mm] **x1**	Spindle **Spindel**	[Nm] **T max**	[rpm] **n max**	**i**	ec **Ak**	ic **Ik**	[bar] **p**	Version **Ausführung**	Order no. **Bestellnummer**
50	38	WFB 32-20	50	6.000	1:1	x				MPU.Z55.B32.AA0.1541
50	38	WFB 32-20	50	6.000	1:1	x	x	20		MPU.Z55.B32.AE0.1541

Spare Parts
Ersatzteile

threaded taper pin **Kegelgewindestift**	Spindle **Spindel**	Tightening torque [Nm] **Anzugsmoment [Nm]**	Oder no **Bestellnummer**
M10X1	WFB 32-20	20	WFS.M10X1X11



Nakamura-Tome

Radial Bohr- und Fräskopf
Radial drilling and milling head

WG 35

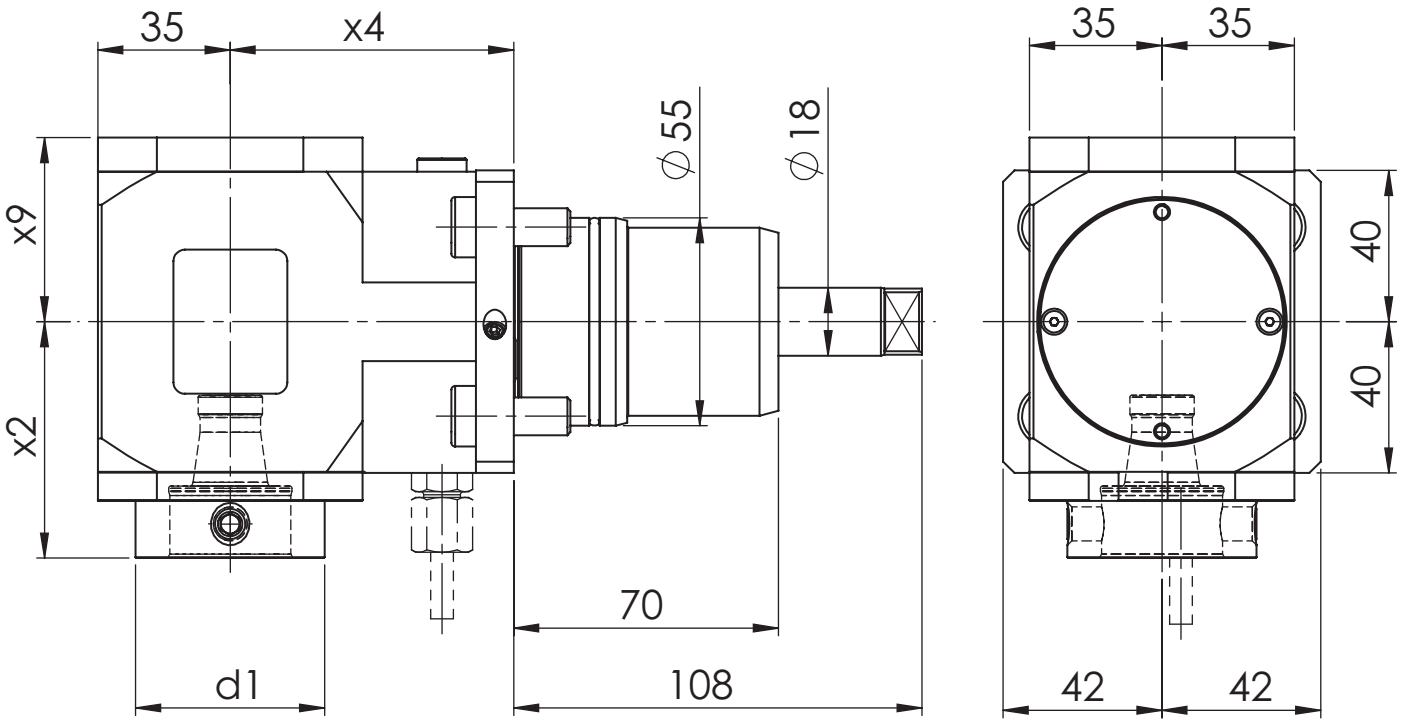

[mm] **d1**	[mm] **x2**	[mm] **x4**	[mm] **x9**	Spindle **Spindel**	[Nm] **T max**	[rpm] **n max**	**i**	ec **Ak**	ic **Ik**	[bar] **p**	Version **Ausführung**	Order no. **Bestellnummer**
50	62,5	75	48,7	WFB 32-20	50	6.000	1:1	x				MPU.Z55.B32.RA0.1549
50	62,5	75	57,7	WFB 32-20	50	6.000	1:1	x	x	80		MPU.Z55.B32.RE0.1549

Spare Parts
Ersatzteile

threaded taper pin **Kegelgewindestift**	Spindle **Spindel**	Tightening torque [Nm] **Anzugsmoment [Nm]**	Oder no **Bestellnummer**
M10X1	WFB 32-20	20	WFS.M10X1X11

Nakamura-Tome

Radial Bohr- und Fräskopf
Radial drilling and milling head

WG 35



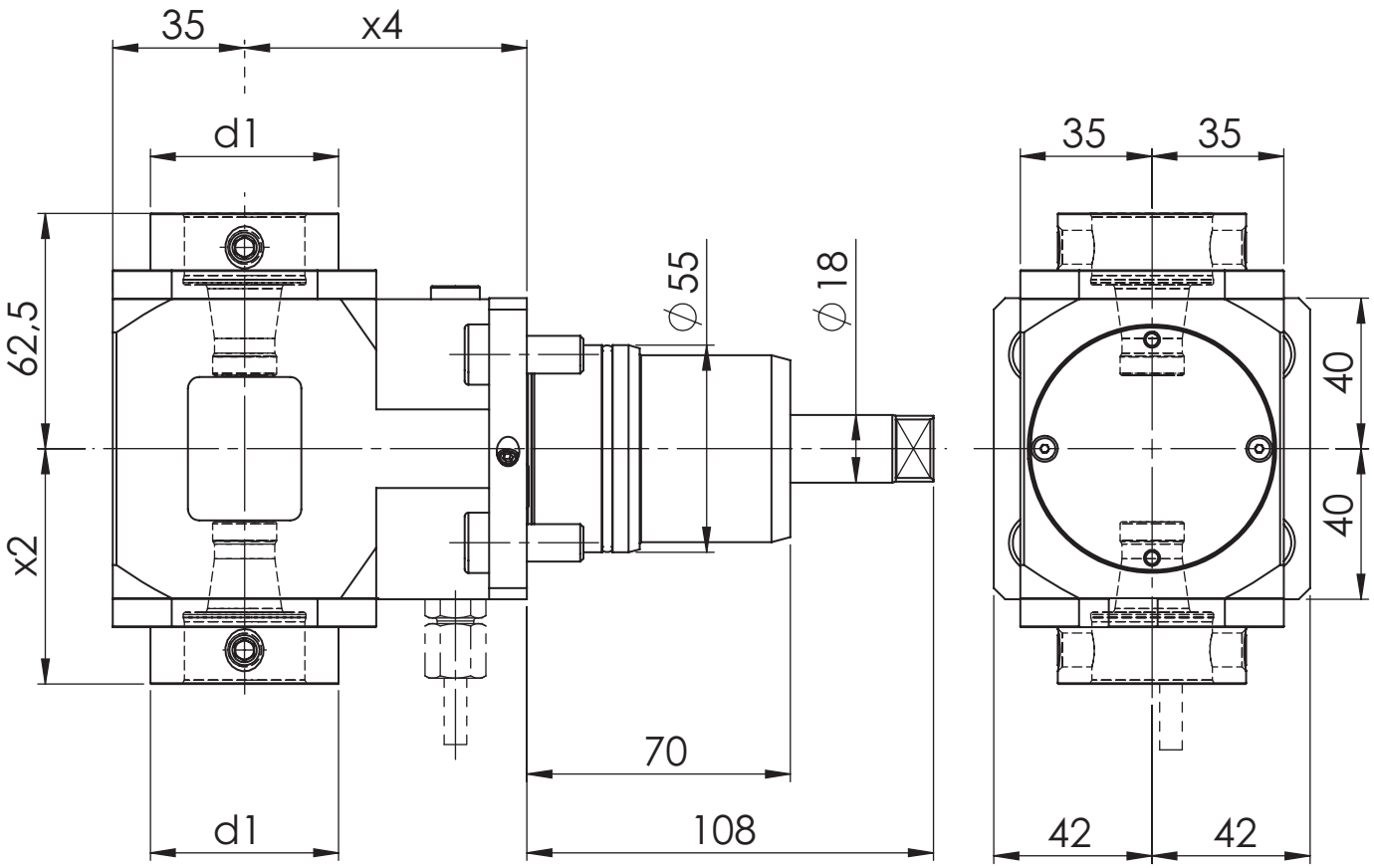

[mm] **d1**	[mm] **x2**	[mm] **x4**	Spindle **Spindel**	[Nm] **T max**	[rpm] **n max**	**i**	ec **Ak**	ic **Ik**	[bar] **p**	Version **Ausführung**	Order no. **Bestellnummer**
50	62,5	75	WFB 32-20	50	6.000	1:1	x				MPU.Z55.B32.2A0.1549

Spare Parts
Ersatzteile

threaded taper pin **Kegelgewindestift**	Spindle **Spindel**	Tightening torque [Nm] **Anzugsmoment [Nm]**	Oder no **Bestellnummer**
M10X1	WFB 32-20	20	WFS.M10X1X11

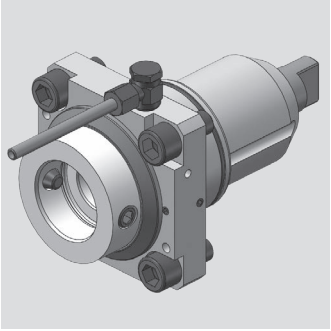

Nakamura-Tome

Axial Bohr- und Fräskopf
Axial drilling and milling head

WG 35

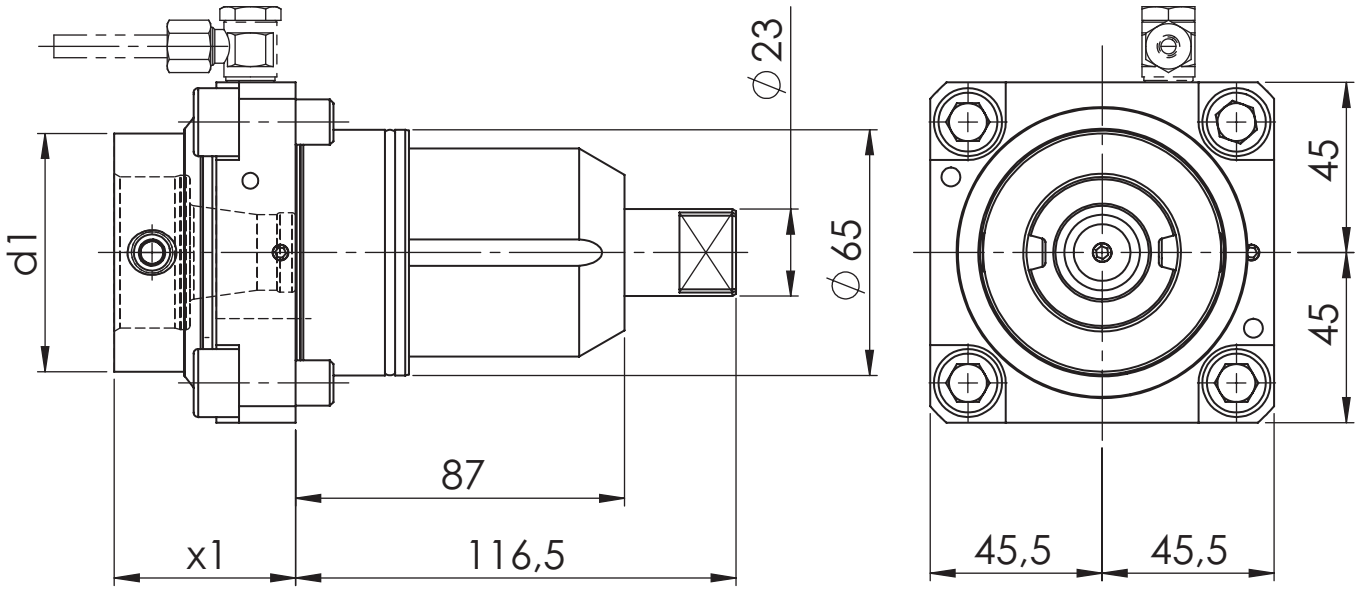

[mm] **d1**	[mm] **x1**	Spindle **Spindel**	[Nm] **T max**	[rpm] **n max**	**i**	ec **Ak**	ic **Ik**	[bar] **p**	Version **Ausführung**	Order no. **Bestellnummer**
63	48	WFB 40-25	70	6.000	1:1	x				MPU.Z65.B40.AA0.WT300
63	48	WFB 40-25	70	6.000	1:1	x	x	20		MPU.Z65.B40.AE0.WT300

Spare Parts
Ersatzteile

threaded taper pin **Kegelgewindestift**	Spindle **Spindel**	Tightening torque [Nm] **Anzugsmoment [Nm]**	Oder no **Bestellnummer**
M12x1	WFB 40-25	25	WFS.M12X1

Nakamura-Tome

Radial Bohr- und Fräskopf
Radial drilling and milling head

WG 35



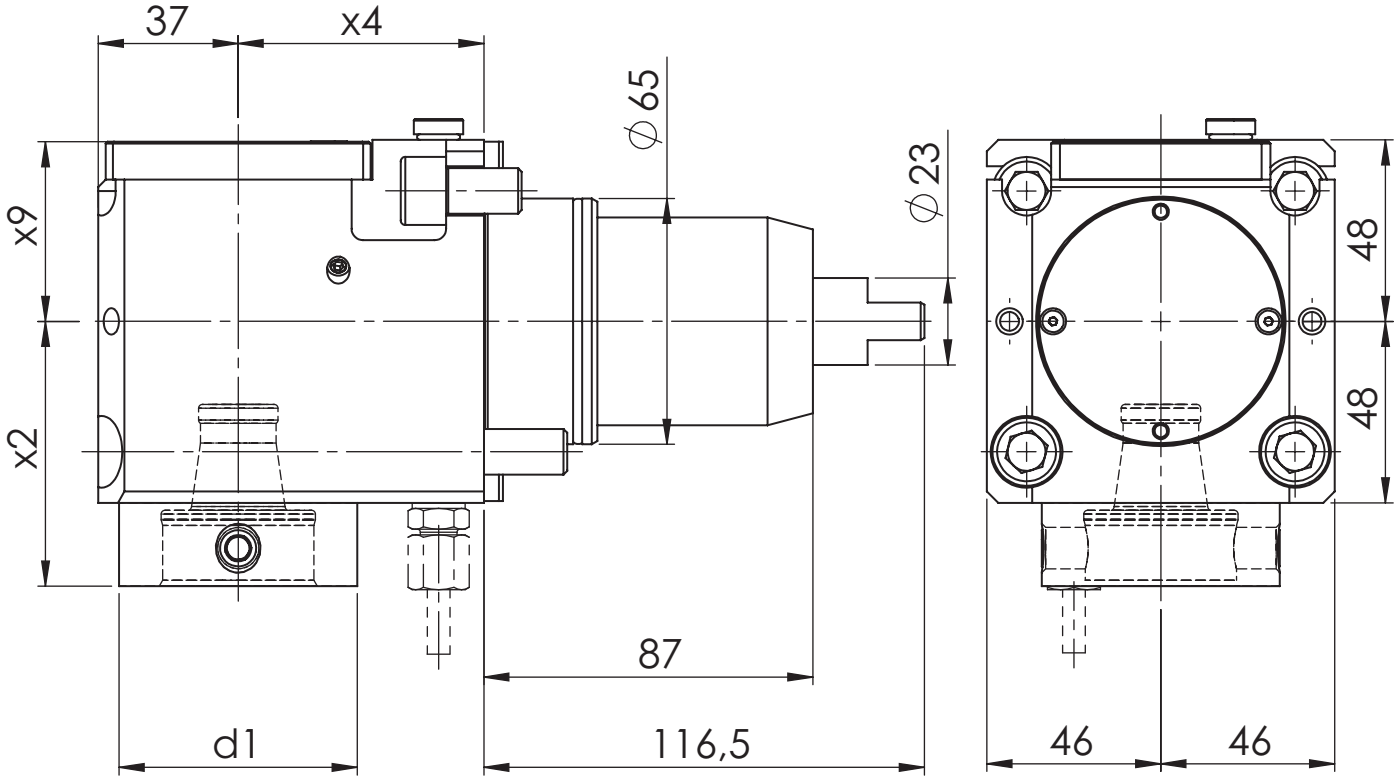

[mm] **d1**	[mm] **x2**	[mm] **x4**	[mm] **x9**	Spindle **Spindel**	[Nm] **T max**	[rpm] **n max**	**i**	ec **Ak**	ic **Ik**	[bar] **p**	Version **Ausführung**	Order no. **Bestellnummer**
63	70	65	47,5	WFB 40-25	70	6.000	1:1	x				MPU.Z65.B40.RA0.WT300
63	70	65	47,5	WFB 40-25	70	6.000	1:1	x	x	80		MPU.Z65.B40.RE0.WT300

Spare Parts
Ersatzteile

threaded taper pin **Kegelgewindestift**	Spindle **Spindel**	Tightening torque [Nm] **Anzugsmoment [Nm]**	Oder no **Bestellnummer**
M12x1	WFB 40-25	25	WFS.M12X1



Nakamura-Tome

Radial Bohr- und Fräskopf
Radial drilling and milling head

WG 35

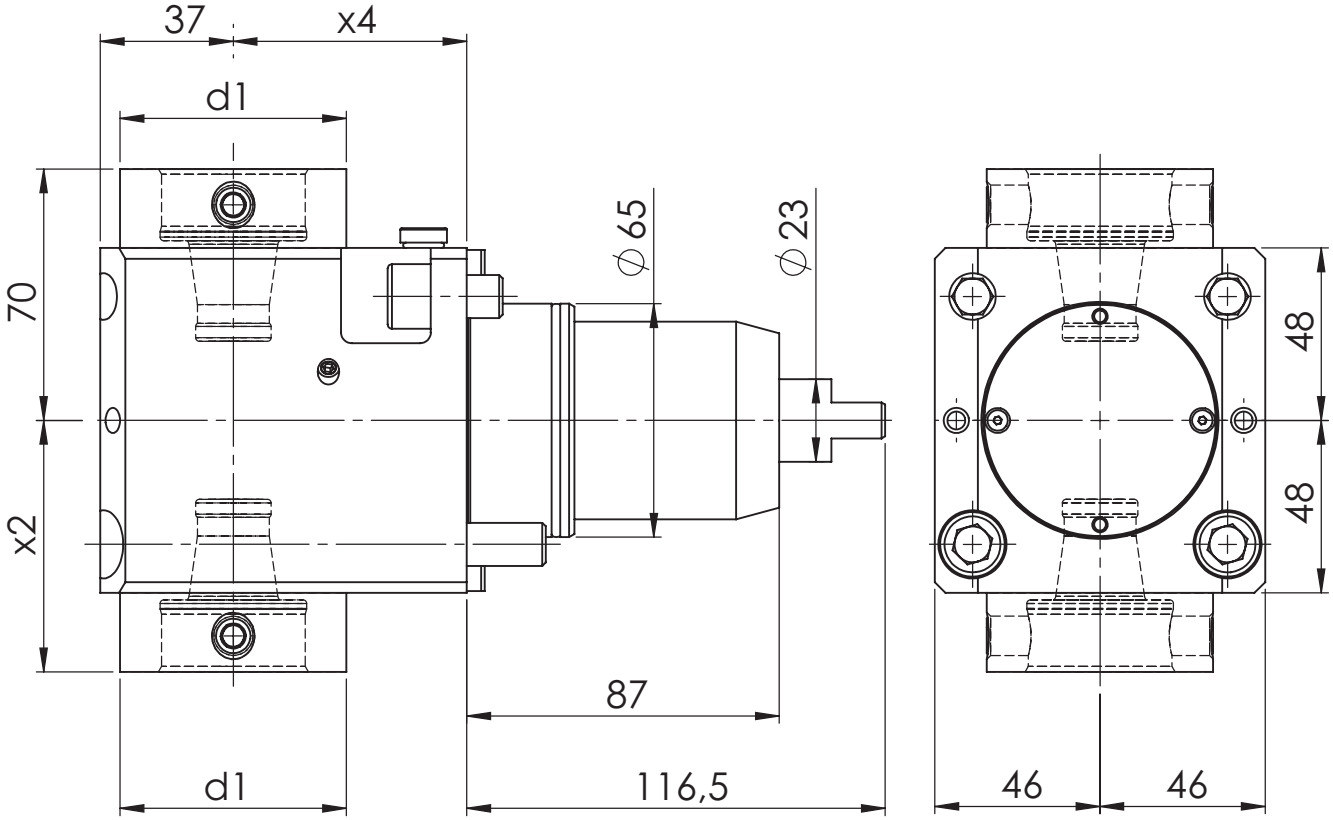

[mm] d1	[mm] x2	[mm] x4	Spindle Spindel	[Nm] T max	[rpm] n max	i	ec Ak	ic Ik	[bar] p	Version Ausführung	Order no. Bestellnummer
63	70	65	WFB 40-25	70	6.000	1:1	x				MPU.Z65.B40.2A0.WT300

Spare Parts
Ersatzteile

threaded taper pin **Kegelgewindestift**	Spindle **Spindel**	Tightening torque [Nm] **Anzugsmoment [Nm]**	Oder no **Bestellnummer**
M12x1	WFB 40-25	25	WFS.M12X1

Modulare Aggregatetechnik

OKUMA

Werkzeugtechnik

Katalog OKU-01

Werkzeugtechnik

Inhaltsverzeichnis für OKUMA

Table of contents for OKUMA

Beschreibung / Description	Seite / Page
OKUMA Schafttyp VDI 30	**15.1 - 15.7**
OKUMA Schafttyp VDI 40	**15.8 - 15.19**
OKUMA Schafttyp BMT 55	**15.20 - 15.26**

OKUMA

Axial Bohr- und Fräskopf
Axial drilling and milling head

WG 35



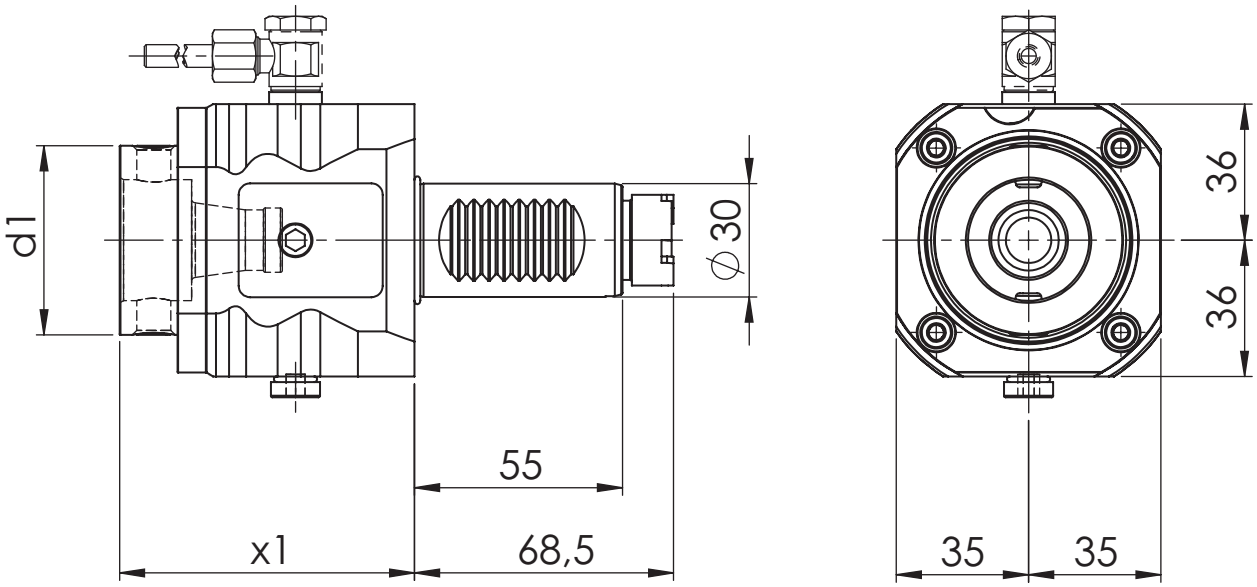

[mm] **d1**	[mm] **x1**	Spindle **Spindel**	[Nm] **T max**	[rpm] **n max**	**i**	ec **Ak**	ic **Ik**	[bar] **p**	Version **Ausführung**	Order no. **Bestellnummer**
50	78	WFB 32-20	25	6.000	1:1	x				MPU.M30.B32.AA0.1730
50	78	WFB 32-20	25	6.000	1:1	x	x	20		MPU.M30.B32.AE0.1730

Spare Parts
Ersatzteile

threaded taper pin **Kegelgewindestift**	Spindle **Spindel**	Tightening torque [Nm] **Anzugsmoment [Nm]**	Oder no **Bestellnummer**
M10X1	WFB 32-20	20	WFS.M10X1X11



OKUMA

Radial Bohr- und Fräskopf
Radial drilling and milling head

WG 35

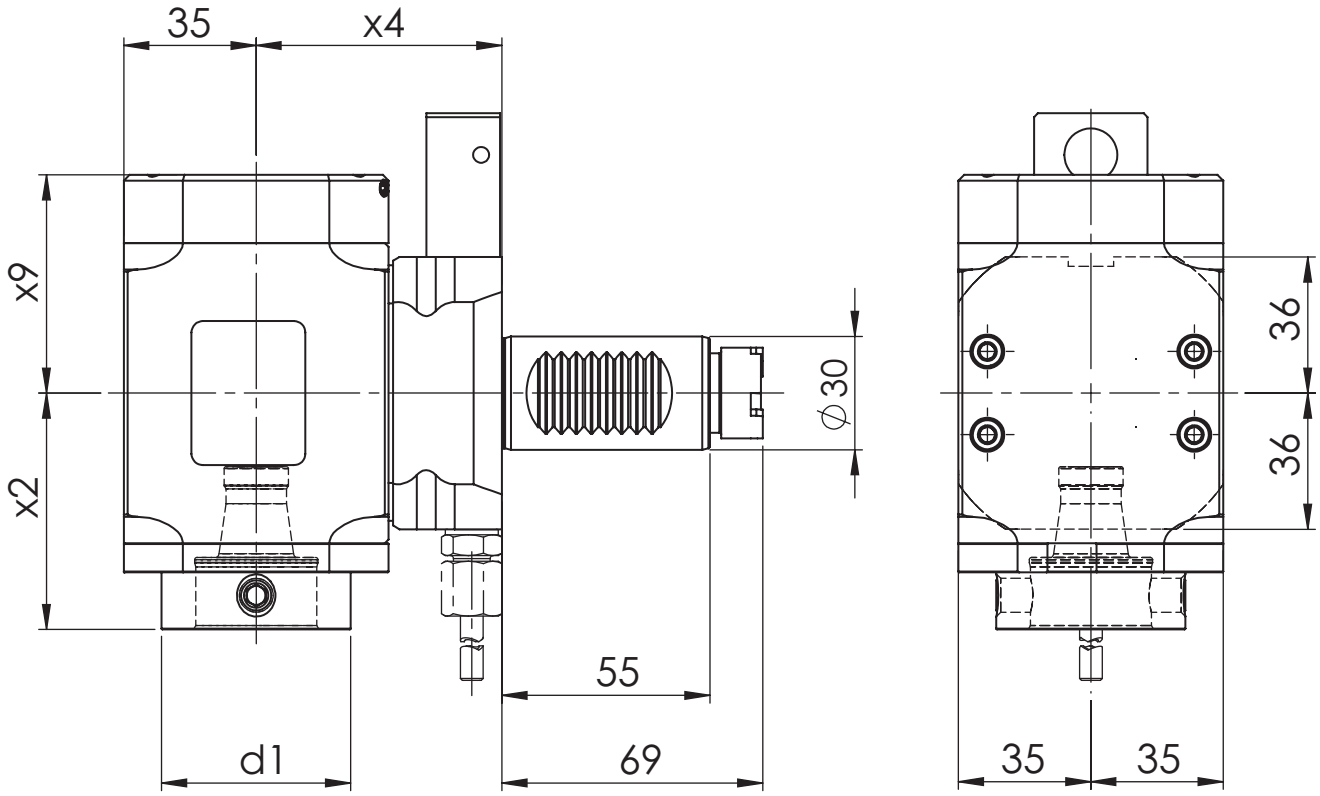

[mm] **d1**	[mm] **x2**	[mm] **x4**	[mm] **x9**	Spindle **Spindel**	[Nm] **T max**	[rpm] **n max**	**i**	ec **Ak**	ic **Ik**	[bar] **p**	Version **Ausführung**	Order no. **Bestellnummer**
50	62,5	65	48,7	WFB 32-20	50	6.000	1:1	x			L	MPU.M30.B32.RA0.1739L
50	62,5	65	48,7	WFB 32-20	50	6.000	1:1	x			R	MPU.M30.B32.RA0.1739R
50	62,5	65	57,7	WFB 32-20	50	6.000	1:1	x	x	80	L	MPU.M30.B32.RE0.1739L
50	62,5	65	57,7	WFB 32-20	50	6.000	1:1	x	x	80	R	MPU.M30.B32.RE0.1739R

Spare Parts
Ersatzteile

threaded taper pin **Kegelgewindestift**	Spindle **Spindel**	Tightening torque [Nm] **Anzugsmoment [Nm]**	Oder no **Bestellnummer**
M10X1	WFB 32-20	20	WFS.M10X1X11

OKUMA

Radial Bohr- und Fräskopf
Radial drilling and milling head

WG 35



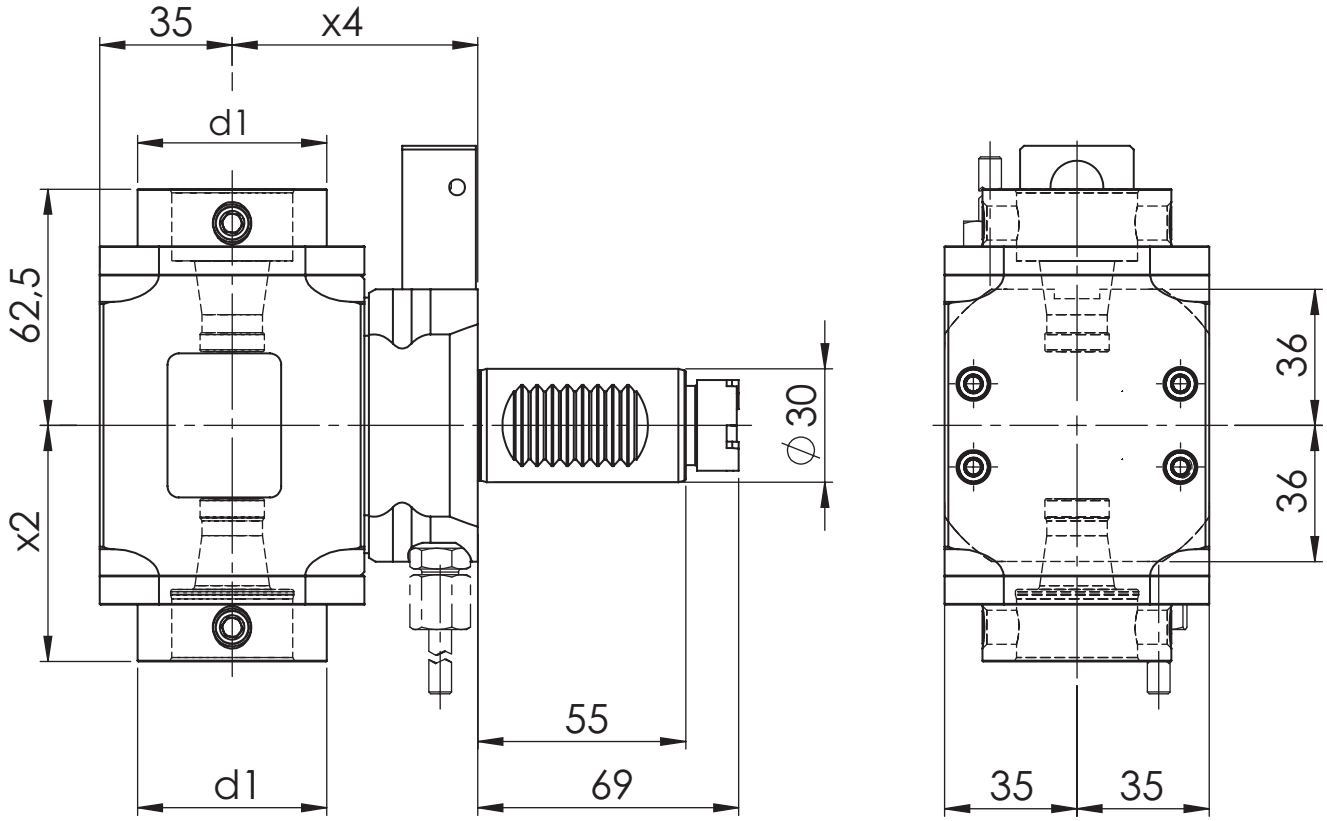

[mm] **d1**	[mm] **x2**	[mm] **x4**	Spindle **Spindel**	[Nm] **T max**	[rpm] **n max**	**i**	ec **Ak**	ic **Ik**	[bar] **p**	Version **Ausführung**	Order no. **Bestellnummer**
50	62,5	65	WFB 32-20	25	6.000	1:1	x				MPU.M30.B32.2A0.1739

Spare Parts
Ersatzteile

threaded taper pin **Kegelgewindestift**	Spindle **Spindel**	Tightening torque [Nm] **Anzugsmoment [Nm]**	Oder no **Bestellnummer**
M10X1	WFB 32-20	20	WFS.M10X1X11



OKUMA

Radial Bohr- und Fräskopf
Radial drilling and milling head

WG 35

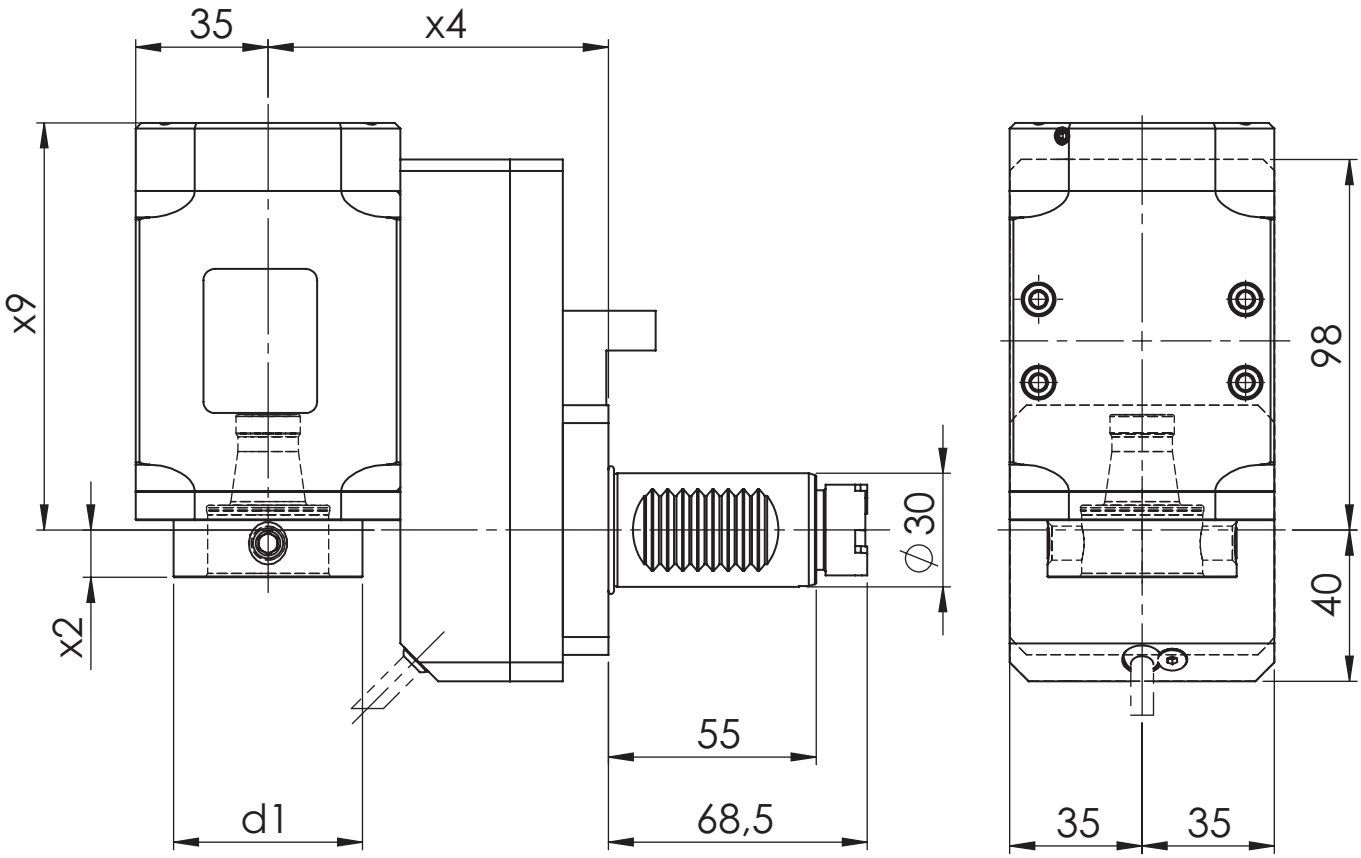

[mm] **d1**	[mm] **x2**	[mm] **x4**	[mm] **x9**	Spindle **Spindel**	[Nm] **T max**	[rpm] **n max**	**i**	ec **Ak**	ic **Ik**	[bar] **p**	Version **Ausführung**	Order no. **Bestellnummer**
50	12,5	90	98,7	WFB 32-20	25	6.000	1:1	x			L	MPU.M30.B32.VA0.1739L
50	12,5	90	107,7	WFB 32-20	25	6.000	1:1	x	x	80	L	MPU.M30.B32.VE0.1739L
50	12,5	90	98,7	WFB 32-20	50	3.000	2:1	x			R	MPU.M30.B32.WA0.1739R
50	12,5	90	107,7	WFB 32-20	50	3.000	2:1	x	x	80	R	MPU.M30.B32.WE0.1739R

Spare Parts
Ersatzteile

threaded taper pin **Kegelgewindestift**	Spindle **Spindel**	Tightening torque [Nm] **Anzugsmoment [Nm]**	Oder no **Bestellnummer**
M10X1	WFB 32-20	20	WFS.M10X1X11

OKUMA

Axial Bohr- und Fräskopf
Axial drilling and milling head

WG 35



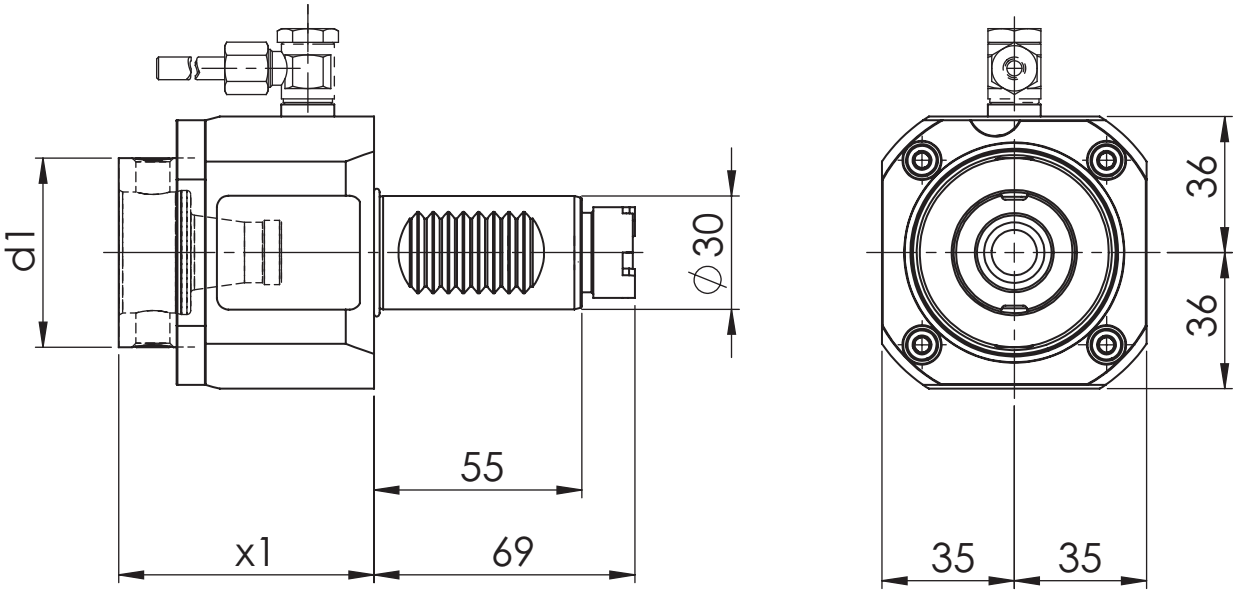

[mm] **d1**	[mm] **x1**	Spindle **Spindel**	[Nm] **T max**	[rpm] **n max**	**i**	ec **Ak**	ic **Ik**	[bar] **p**	Version **Ausführung**	Order no. **Bestellnummer**
50	67,5	WFB 32-20	25	6.000	1:1	x				MPU.M30.B32.AA0.2030
50	67,5	WFB 32-20	25	6.000	1:1	x	x	20		MPU.M30.B32.AE0.2030

Spare Parts
Ersatzteile

threaded taper pin **Kegelgewindestift**	Spindle **Spindel**	Tightening torque [Nm] **Anzugsmoment [Nm]**	Oder no **Bestellnummer**
M10X1	WFB 32-20	20	WFS.M10X1X11



OKUMA

Radial Bohr- und Fräskopf
Radial drilling and milling head

WG 35

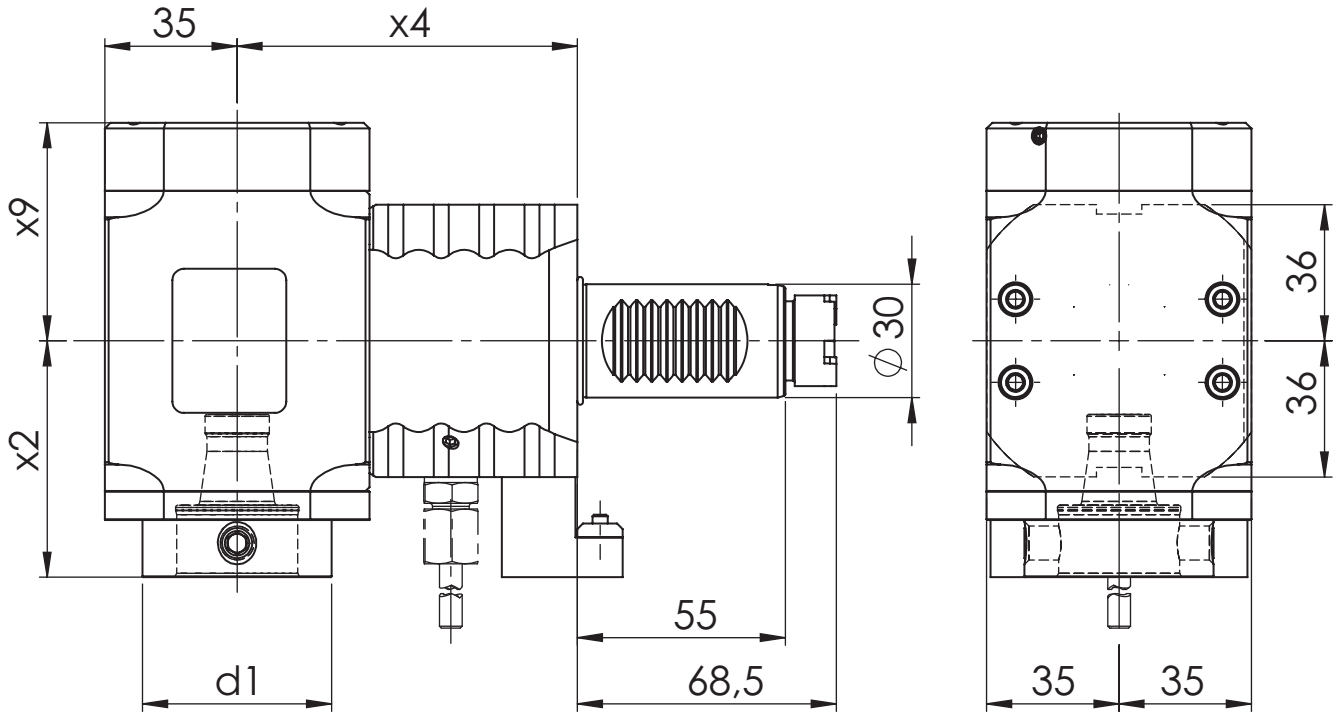

[mm] **d1**	[mm] **x2**	[mm] **x4**	[mm] **x9**	Spindle **Spindel**	[Nm] **T max**	[rpm] **n max**	**i**	ec **Ak**	ic **Ik**	[bar] **p**	Version **Ausführung**	Order no. **Bestellnummer**
50	62,5	90	48,7	WFB 32-20	50	6.000	1:1	x			R	MPU.M30.B32.RA0.2039R
50	62,5	90	57,7	WFB 32-20	50	6.000	1:1	x	x	80	L	MPU.M30.B32.RE0.2039L
50	62,5	90	57,7	WFB 32-20	50	6.000	1:1	x	x	80	R	MPU.M30.B32.RE0.2039R

Spare Parts
Ersatzteile

threaded taper pin **Kegelgewindestift**	Spindle **Spindel**	Tightening torque [Nm] **Anzugsmoment [Nm]**	Oder no **Bestellnummer**
M10X1	WFB 32-20	20	WFS.M10X1X11

OKUMA

Radial Bohr- und Fräskopf
Radial drilling and milling head

WG 35



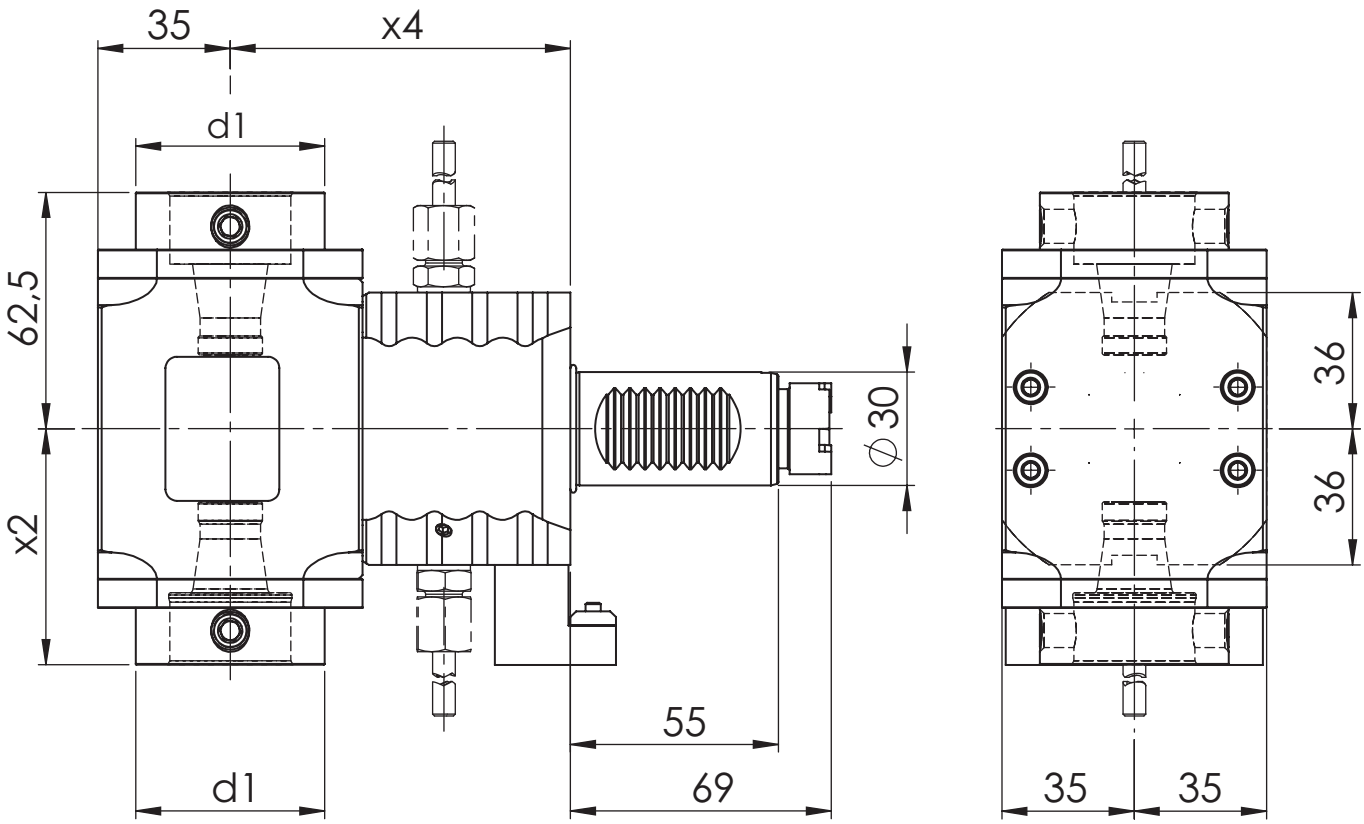

[mm] **d1**	[mm] **x2**	[mm] **x4**	Spindle **Spindel**	[Nm] **T max**	[rpm] **n max**	**i**	ec **Ak**	ic **Ik**	[bar] **p**	Version **Ausführung**	Order no. **Bestellnummer**
50	62,5	90	WFB 32-20	25	6.000	1:1	x				MPU.M30.B32.2A0.2039

Spare Parts
Ersatzteile

threaded taper pin **Kegelgewindestift**	Spindle **Spindel**	Tightening torque [Nm] **Anzugsmoment [Nm]**	Oder no **Bestellnummer**
M10X1	WFB 32-20	20	WFS.M10X1X11



OKUMA

Axial Bohr- und Fräskopf
Axial drilling and milling head

WG 35

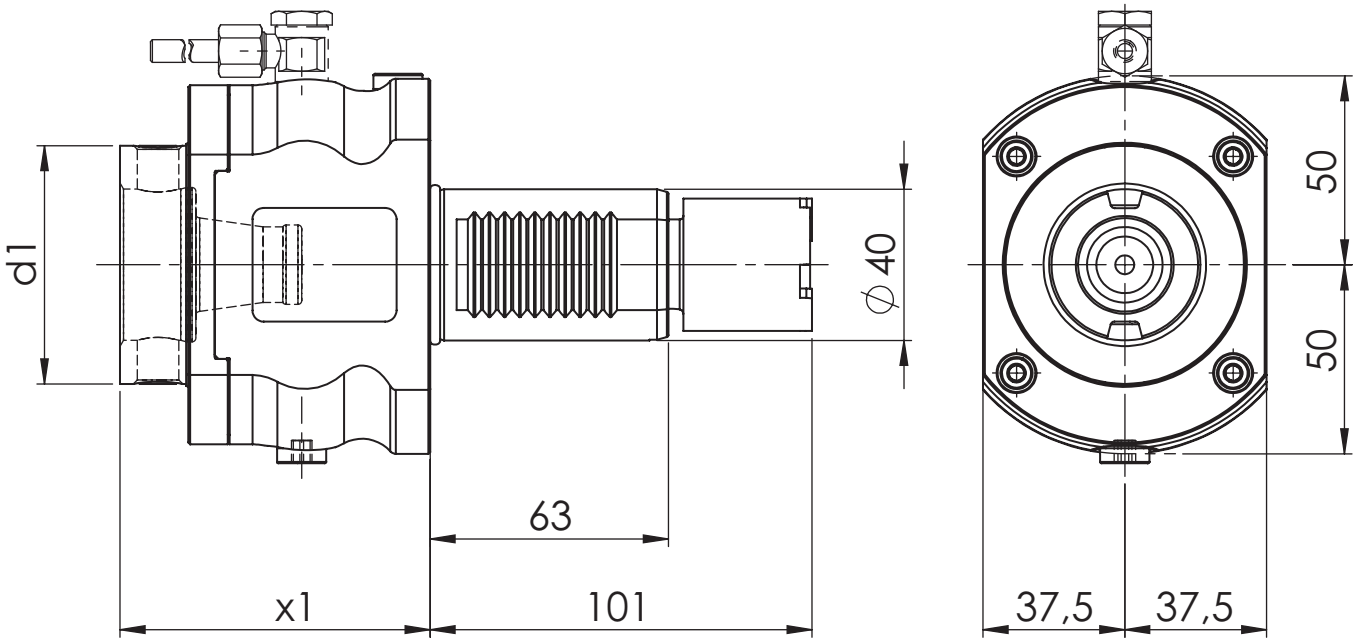

[mm] **d1**	[mm] **x1**	Spindle **Spindel**	[Nm] **T max**	[rpm] **n max**	**i**	ec **Ak**	ic **Ik**	[bar] **p**	Version **Ausführung**	Order no. **Bestellnummer**
63	82	WFB 40-25	50	6.000	1:1	x				MPU.M40.B40.AA0.5041
63	82	WFB 40-25	50	6.000	1:1	x	x	20		MPU.M40.B40.AE0.5041

Spare Parts
Ersatzteile

threaded taper pin **Kegelgewindestift**	Spindle **Spindel**	Tightening torque [Nm] **Anzugsmoment [Nm]**	Oder no **Bestellnummer**
M12x1	WFB 40-25	25	WFS.M12X1

OKUMA

Radial Bohr- und Fräskopf
Radial drilling and milling head

WG 35



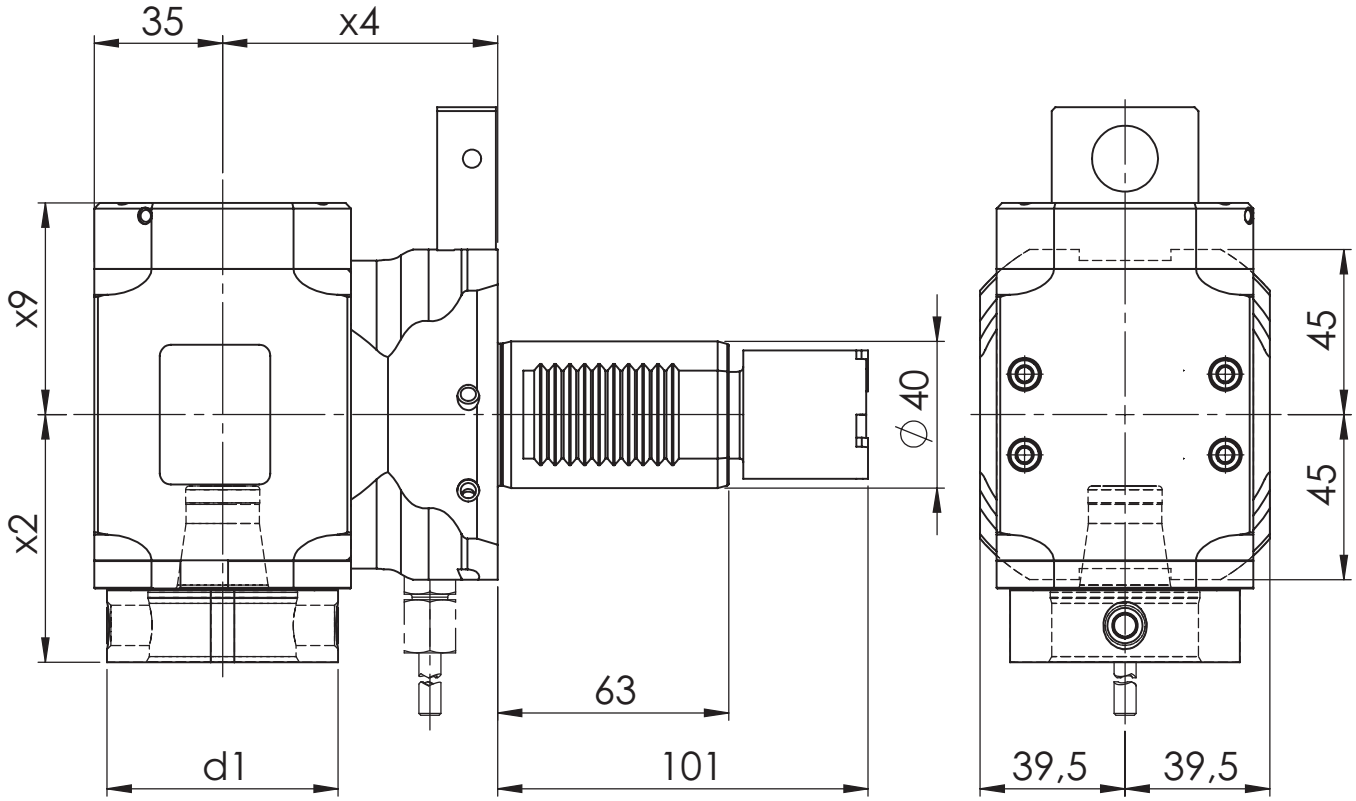

[mm] **d1**	[mm] **x2**	[mm] **x4**	[mm] **x9**	Spindle **Spindel**	[Nm] **T max**	[rpm] **n max**	**i**	ec **Ak**	ic **Ik**	[bar] **p**	Version **Ausführung**	Order no. **Bestellnummer**
63	67,5	75	48,7	WFB 40-25	50	6.000	1:1	x			R	MPU.M40.B40.RA0.5049R
63	67,5	75	57,7	WFB 40-25	50	6.000	1:1	x	x	80	L	MPU.M40.B40.RE0.5049L

Spare Parts
Ersatzteile

threaded taper pin **Kegelgewindestift**	Spindle **Spindel**	Tightening torque [Nm] **Anzugsmoment [Nm]**	Oder no **Bestellnummer**
M12x1	WFB 40-25	25	WFS.M12X1



OKUMA

Axial Bohr- und Fräskopf
Axial drilling and milling head

WG 35

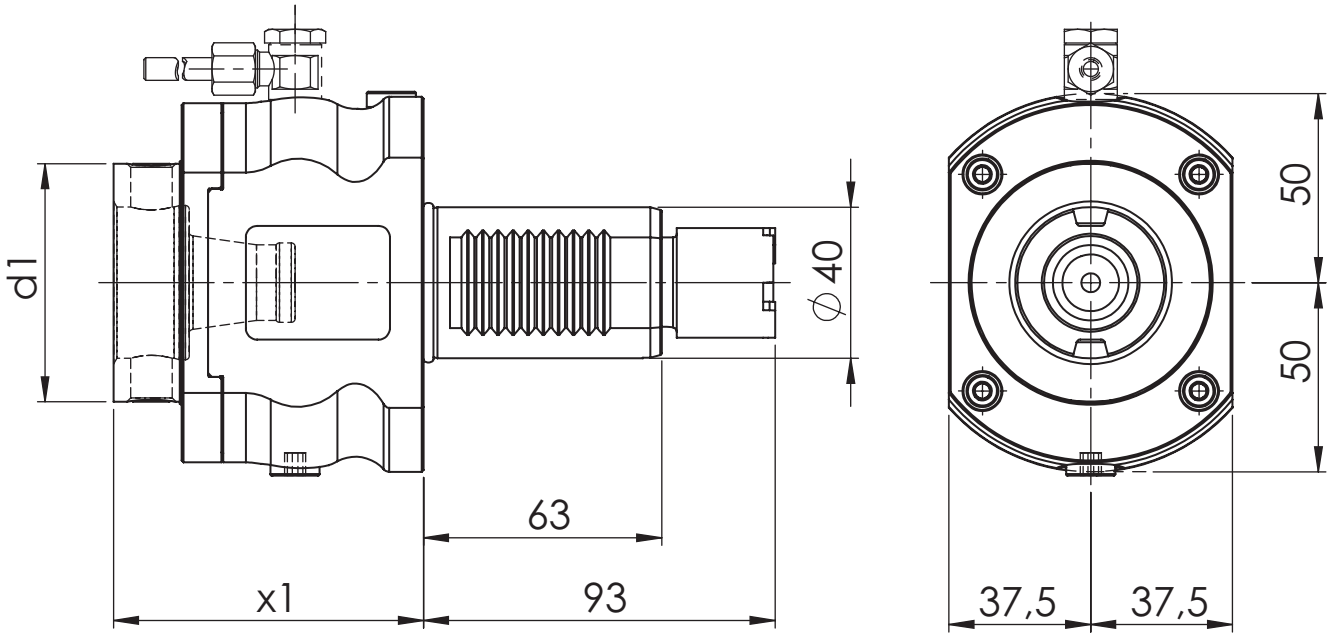

[mm] **d1**	[mm] **x1**	Spindle **Spindel**	[Nm] **T max**	[rpm] **n max**	**i**	ec **Ak**	ic **Ik**	[bar] **p**	Version **Ausführung**	Order no. **Bestellnummer**
63	82	WFB 40-25	50	6.000	1:1	x				MPU.M40.B40.AA0.5441
63	82	WFB 40-25	50	6.000	1:1	x	x	20		MPU.M40.B40.AE0.5441

Spare Parts
Ersatzteile

threaded taper pin **Kegelgewindestift**	Spindle **Spindel**	Tightening torque [Nm] **Anzugsmoment [Nm]**	Oder no **Bestellnummer**
M12x1	WFB 40-25	25	WFS.M12X1

OKUMA

Radial Bohr- und Fräskopf
Radial drilling and milling head

WG 35



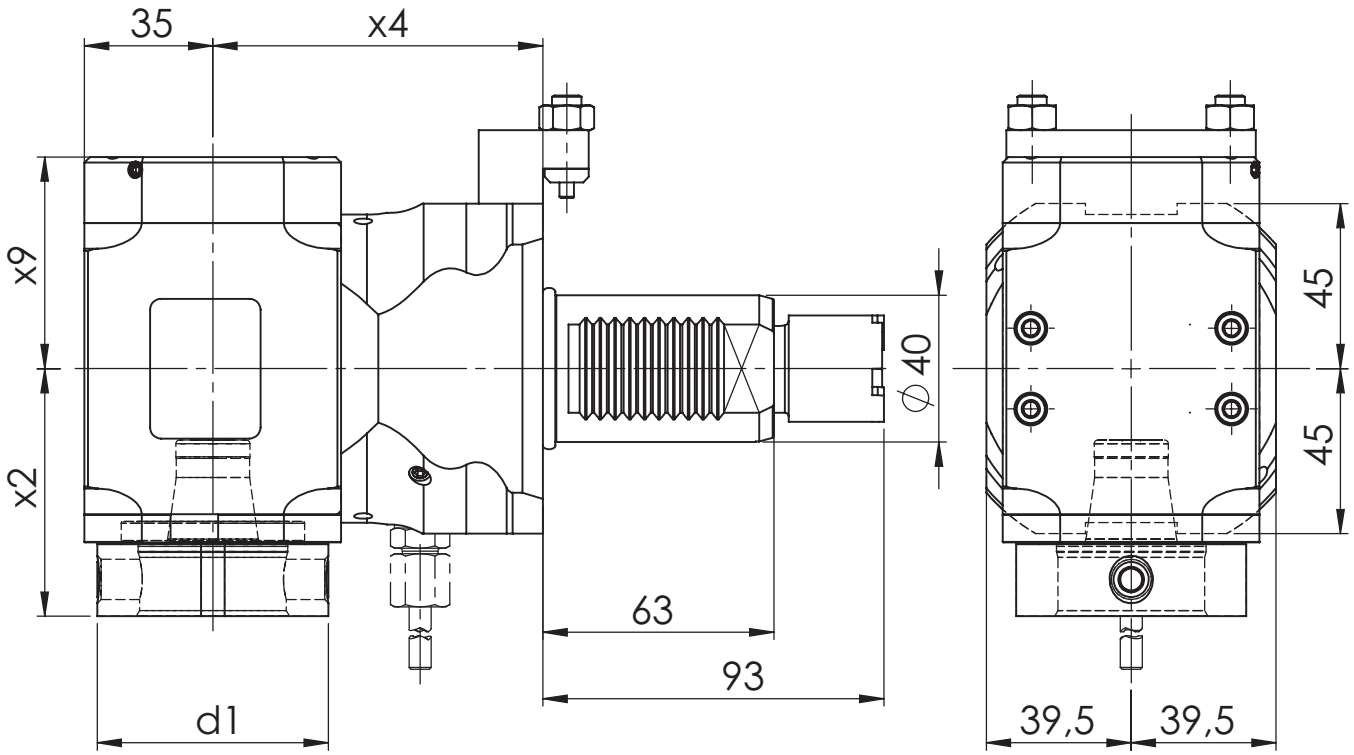

[mm] **d1**	[mm] **x2**	[mm] **x4**	[mm] **x9**	Spindle **Spindel**	[Nm] **T max**	[rpm] **n max**	**i**	ec **Ak**	ic **Ik**	[bar] **p**	Version **Ausführung**	Order no. **Bestellnummer**
63	67,5	90	48,7	WFB 40-25	50	6.000	1:1	x			L	MPU.M40.B40.RA0.5449L
63	67,5	90	57,7	WFB 40-25	50	6.000	1:1	x	x	80	L	MPU.M40.B40.RE0.5449L
63	67,5	90	57,7	WFB 40-25	50	6.000	1:1	x	x	80	R	MPU.M40.B40.RE0.5449R

Spare Parts
Ersatzteile

threaded taper pin **Kegelgewindestift**	Spindle **Spindel**	Tightening torque [Nm] **Anzugsmoment [Nm]**	Oder no **Bestellnummer**
M12x1	WFB 40-25	25	WFS.M12X1



OKUMA

Radial Bohr- und Fräskopf
Radial drilling and milling head

WG 35

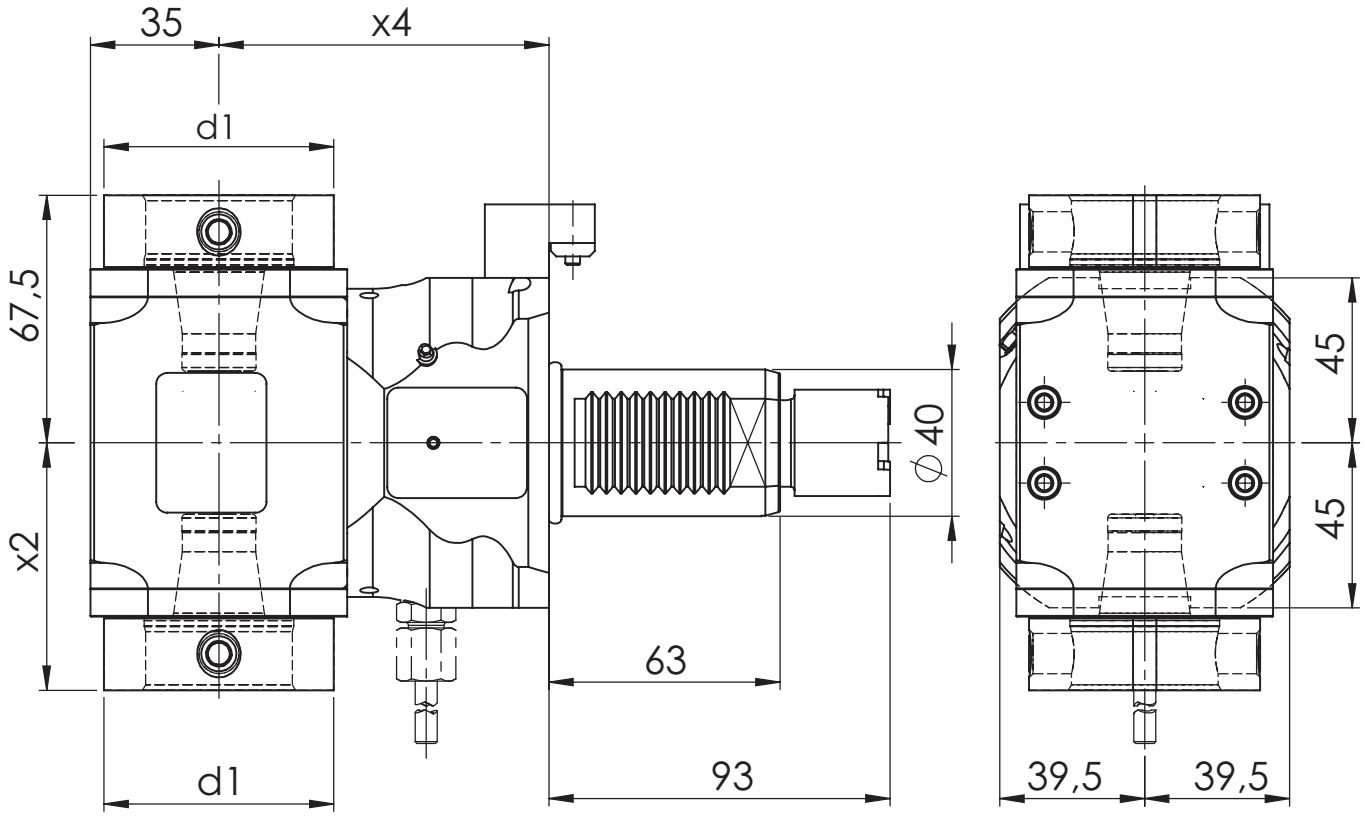

[mm] **d1**	[mm] **x2**	[mm] **x4**	Spindle **Spindel**	[Nm] **T max**	[rpm] **n max**	**i**	ec **Ak**	ic **Ik**	[bar] **p**	Version **Ausführung**	Order no. **Bestellnummer**
63	67,5	90	WFB 40-25	50	6.000	1:1	x				MPU.M40.B40.2A0.5449

Spare Parts
Ersatzteile

threaded taper pin **Kegelgewindestift**	Spindle **Spindel**	Tightening torque [Nm] **Anzugsmoment [Nm]**	Oder no **Bestellnummer**
M12x1	WFB 40-25	25	WFS.M12X1

OKUMA

Radial Bohr- und Fräskopf
Radial drilling and milling head

WG 35



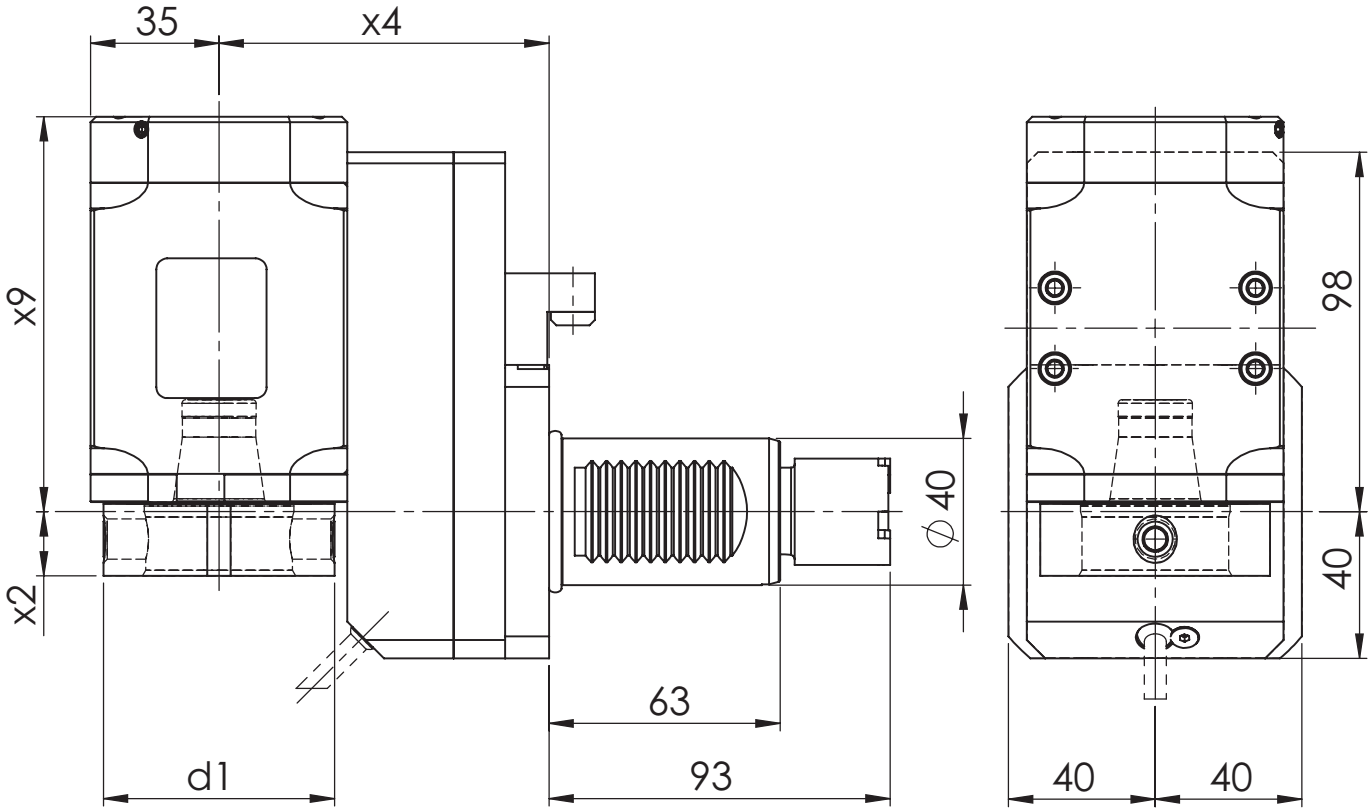

[mm] **d1**	[mm] **x2**	[mm] **x4**	[mm] **x9**	Spindle **Spindel**	[Nm] **T max**	[rpm] **n max**	**i**	ec **Ak**	ic **Ik**	[bar] **p**	Version **Ausführung**	Order no. **Bestellnummer**
63	17,5	90	98,7	WFB 40-25	50	6.000	1:1	x			L/R	MPU.M40.B40.VA0.5449D
63	17,5	90	107,7	WFB 40-25	50	6.000	1:1	x	x	80	L/R	MPU.M40.B40.VE0.5449D

Spare Parts
Ersatzteile

threaded taper pin **Kegelgewindestift**	Spindle **Spindel**	Tightening torque [Nm] **Anzugsmoment [Nm]**	Oder no **Bestellnummer**
M12x1	WFB 40-25	25	WFS.M12X1



OKUMA

Axial Bohr- und Fräskopf
Axial drilling and milling head

WG 35

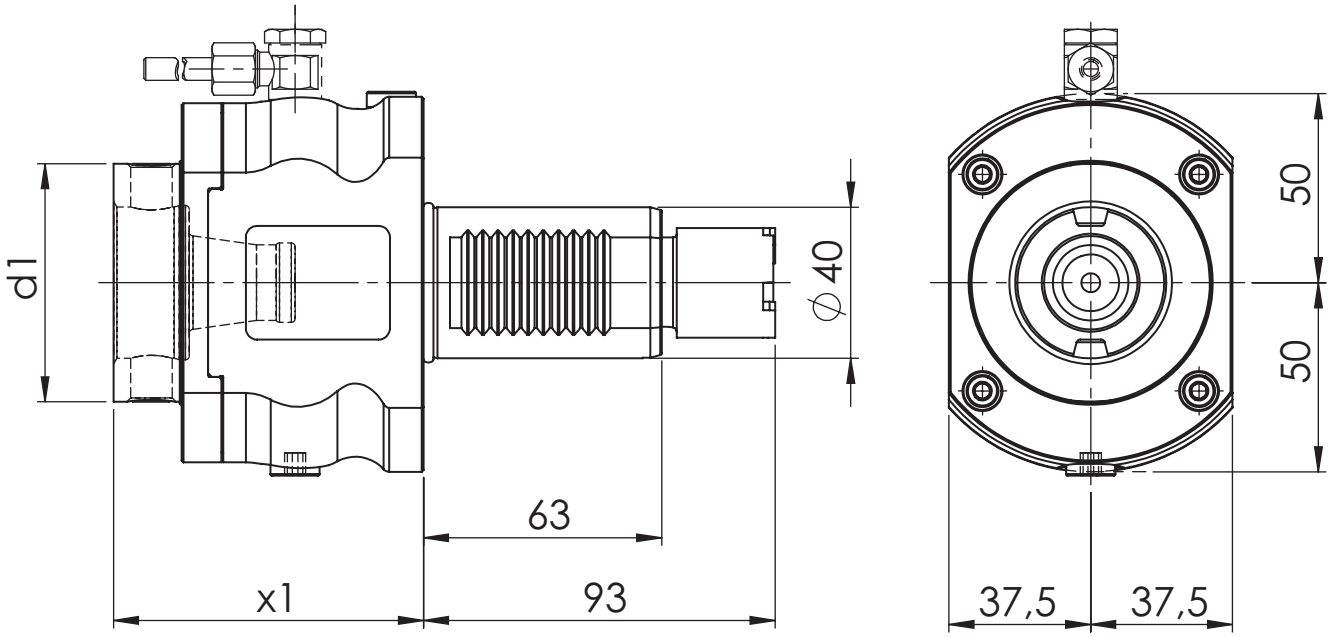

[mm] **d1**	[mm] **x1**	Spindle **Spindel**	[Nm] **T max**	[rpm] **n max**	**i**	ec **Ak**	ic **Ik**	[bar] **p**	Version **Ausführung**	Order no. **Bestellnummer**
63	82	WFB 40-25	50	6.000	1:1	x				MPU.M40.B40.AA0.4941
63	82	WFB 40-25	50	6.000	1:1	x				MPU.M40.B40.AA0.4941V
63	82	WFB 40-25	50	6.000	1:1	x	x	20		MPU.M40.B40.AE0.4941

Spare Parts
Ersatzteile

threaded taper pin **Kegelgewindestift**	Spindle **Spindel**	Tightening torque [Nm] **Anzugsmoment [Nm]**	Oder no **Bestellnummer**
M12x1	WFB 40-25	25	WFS.M12X1

OKUMA

Radial Bohr- und Fräskopf
Radial drilling and milling head

WG 35



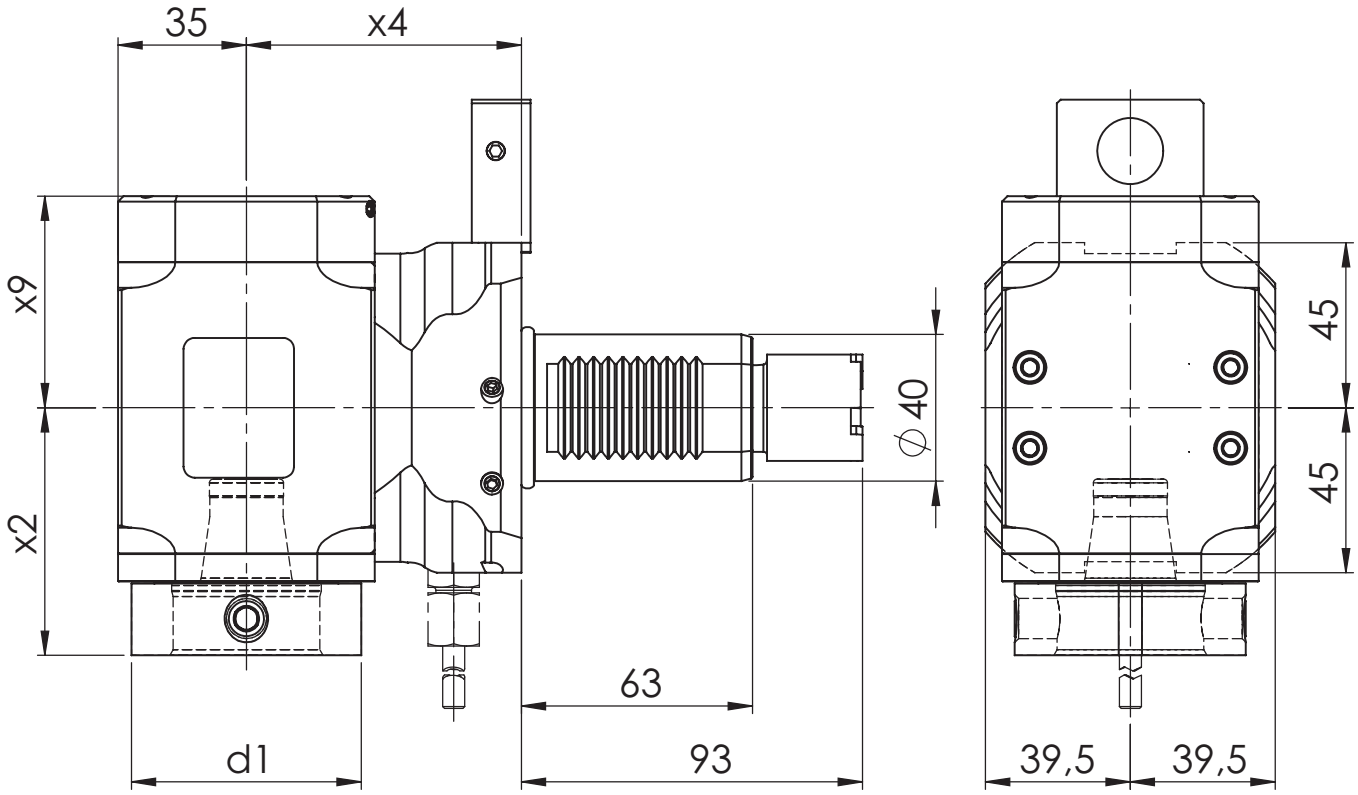

[mm] **d1**	[mm] **x2**	[mm] **x4**	[mm] **x9**	Spindle **Spindel**	[Nm] **T max**	[rpm] **n max**	**i**	ec **Ak**	ic **Ik**	[bar] **p**	Version **Ausführung**	Order no. **Bestellnummer**
63	67,5	75	48,7	WFB 40-25	50	6.000	1:1	x			L	MPU.M40.B40.RA0.4949L
63	67,5	75	48,7	WFB 40-25	50	6.000	1:1	x			R	MPU.M40.B40.RA0.4949R
63	67,5	75	57,7	WFB 40-25	50	6.000	1:1	x	x	80	L	MPU.M40.B40.RE0.4949L
63	67,5	75	57,7	WFB 40-25	50	6.000	1:1	x	x	80	R	MPU.M40.B40.RE0.4949R

Spare Parts
Ersatzteile

threaded taper pin **Kegelgewindestift**	Spindle **Spindel**	Tightening torque [Nm] **Anzugsmoment [Nm]**	Oder no **Bestellnummer**
M12x1	WFB 40-25	25	WFS.M12X1



OKUMA

Radial Bohr- und Fräskopf
Radial drilling and milling head

WG 35

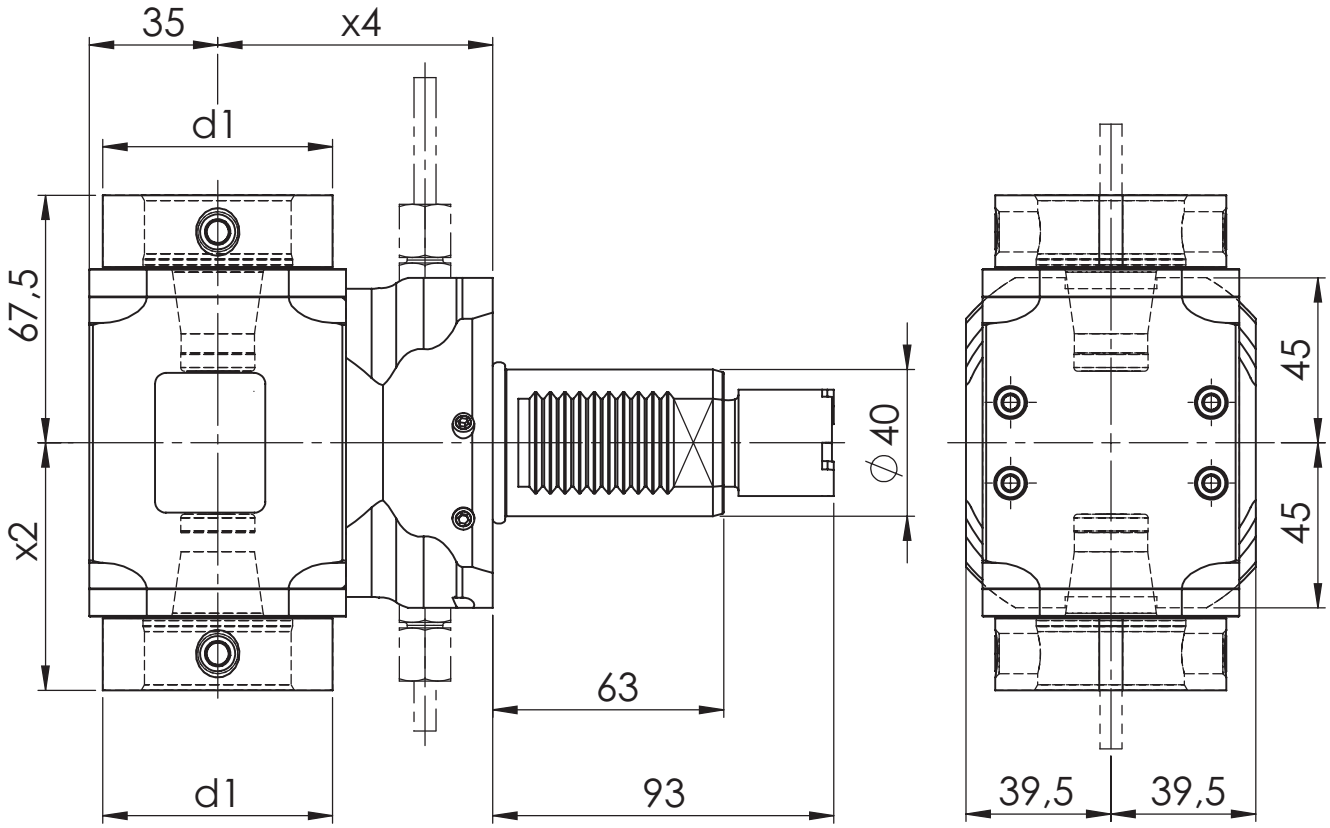

[mm] **d1**	[mm] **x2**	[mm] **x4**	Spindle **Spindel**	[Nm] **T max**	[rpm] **n max**	**i**	ec **Ak**	ic **Ik**	[bar] **p**	Version **Ausführung**	Order no. **Bestellnummer**
63	67,5	75	WFB 40-25	50	6.000	1:1	x				MPU.M40.B40.2A0.4949

Spare Parts
Ersatzteile

threaded taper pin **Kegelgewindestift**	Spindle **Spindel**	Tightening torque [Nm] **Anzugsmoment [Nm]**	Oder no **Bestellnummer**
M12x1	WFB 40-25	25	WFS.M12X1

OKUMA

Radial Bohr- und Fräskopf
Radial drilling and milling head

WG 35



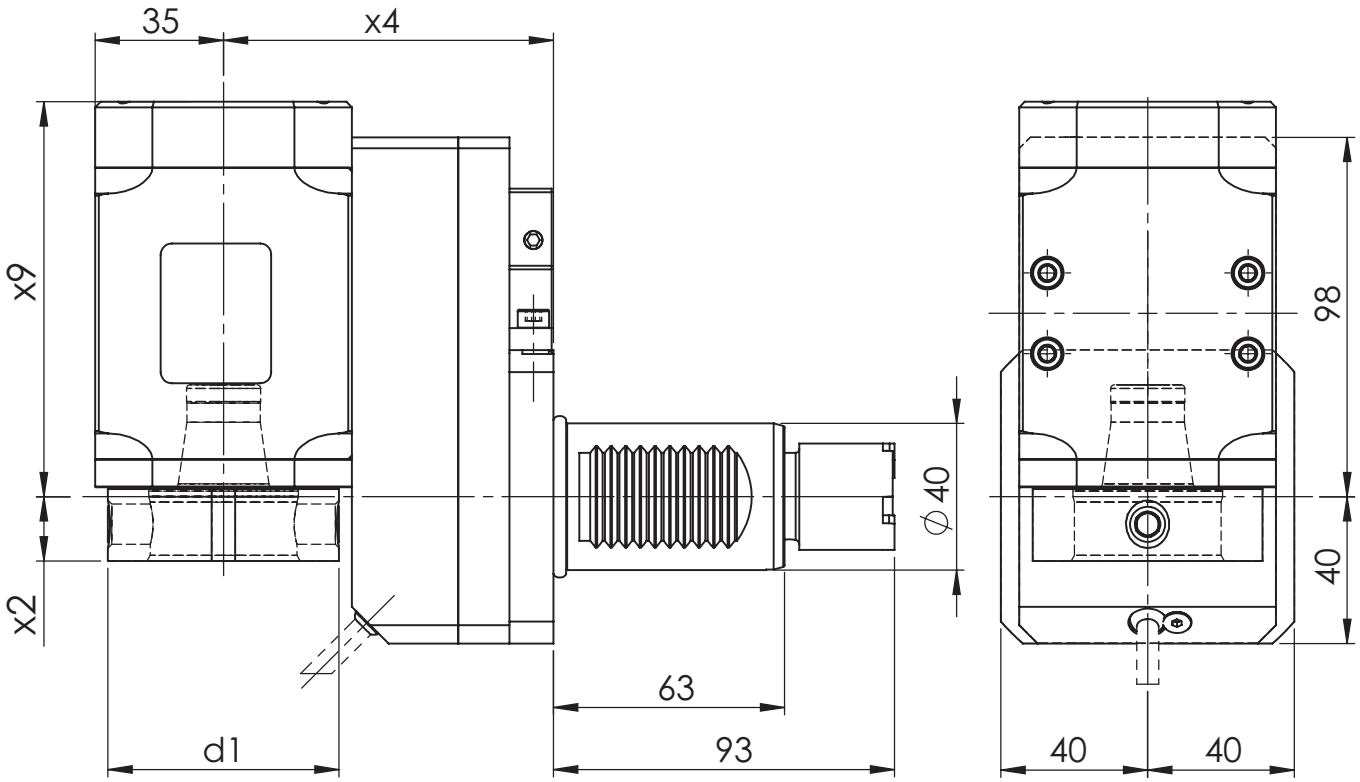

[mm] **d1**	[mm] **x2**	[mm] **x4**	[mm] **x9**	Spindle **Spindel**	[Nm] **T max**	[rpm] **n max**	**i**	ec **Ak**	ic **Ik**	[bar] **p**	Version **Ausführung**	Order no. **Bestellnummer**
63	17,5	90	98,7	WFB 40-25	50	6.000	1:1	x			L/R	MPU.M40.B40.VA0.4949D
63	17,5	90	107,7	WFB 40-25	50	6.000	1:1	x	x	80	L/R	MPU.M40.B40.VE0.4949D
63	17,5	90	98,7	WFB 40-25	50	3.000	2:1	x			L/R	MPU.M40.B40.WA0.4949D
63	17,5	90	107,7	WFB 40-25	50	3.000	2:1	x	x	80	L/R	MPU.M40.B40.WE0.4949D

Spare Parts
Ersatzteile

threaded taper pin **Kegelgewindestift**	Spindle **Spindel**	Tightening torque [Nm] **Anzugsmoment [Nm]**	Oder no **Bestellnummer**
M12x1	WFB 40-25	25	WFS.M12X1



OKUMA

Radial Bohr- und Fräskopf
Radial drilling and milling head

WG 35

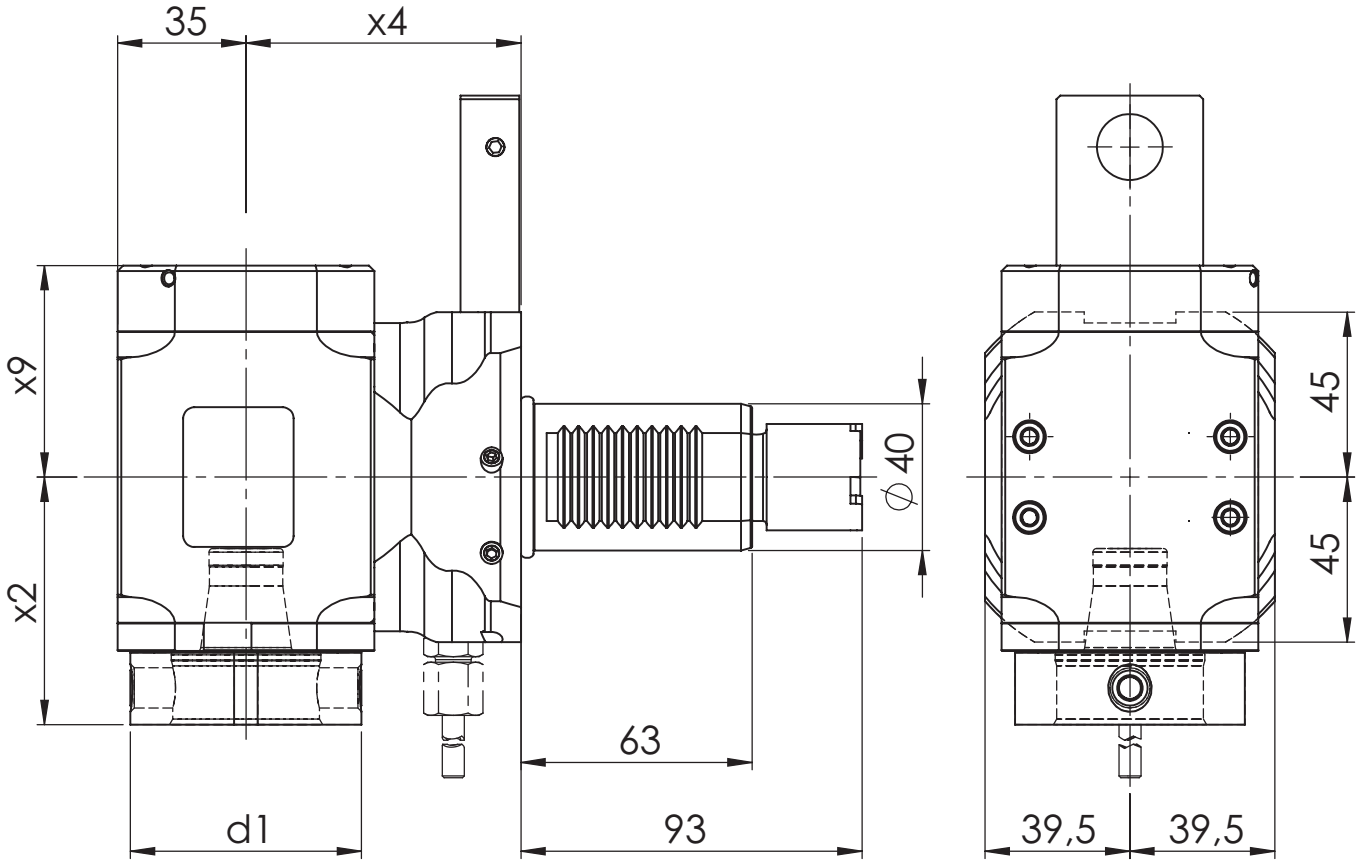

[mm] **d1**	[mm] **x2**	[mm] **x4**	[mm] **x9**	Spindle **Spindel**	[Nm] **T max**	[rpm] **n max**	**i**	ec **Ak**	ic **Ik**	[bar] **p**	Version **Ausführung**	Order no. **Bestellnummer**
63	67,5	75	48,7	WFB 40-25	50	6.000	1:1	x			L	MPU.M40.B40.RA0.8049L
63	67,5	75	48,7	WFB 40-25	50	6.000	1:1	x			R	MPU.M40.B40.RA0.8049R
63	67,5	75	57,7	WFB 40-25	50	6.000	1:1	x	x	80	R	MPU.M40.B40.RE0.8049R

Spare Parts
Ersatzteile

threaded taper pin **Kegelgewindestift**	Spindle **Spindel**	Tightening torque [Nm] **Anzugsmoment [Nm]**	Oder no **Bestellnummer**
M12x1	WFB 40-25	25	WFS.M12X1

OKUMA

Radial Bohr- und Fräskopf
Radial drilling and milling head

WG 35



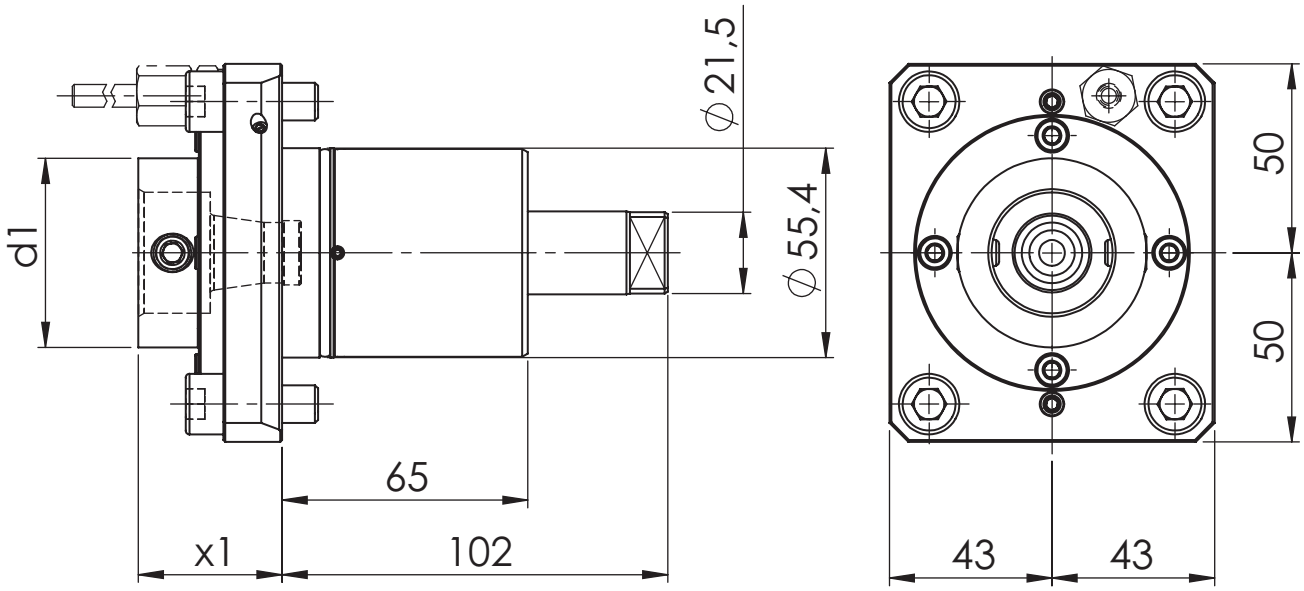

[mm] **d1**	[mm] **x1**	Spindle **Spindel**	[Nm] **T max**	[rpm] **n max**	**i**	ec **Ak**	ic **Ik**	[bar] **p**	Version **Ausführung**	Order no. **Bestellnummer**
50	38	WFB 32-20	50	6.000	1:1	x				MPU.Z55.B32.AA0.LT2000
50	38	WFB 32-20	50	6.000	1:1	x	x	20		MPU.Z55.B32.AE0.LT2000
50	38	WFB 32-20	50	6.000	1:1	x	x	80		MPU.Z55.B32.AH0.LT2000

Spare Parts
Ersatzteile

threaded taper pin **Kegelgewindestift**	Spindle **Spindel**	Tightening torque [Nm] **Anzugsmoment [Nm]**	Oder no **Bestellnummer**
M10X1	WFB 32-20	20	WFS.M10X1X11



OKUMA

Radial Bohr- und Fräskopf
Radial drilling and milling head

WG 35

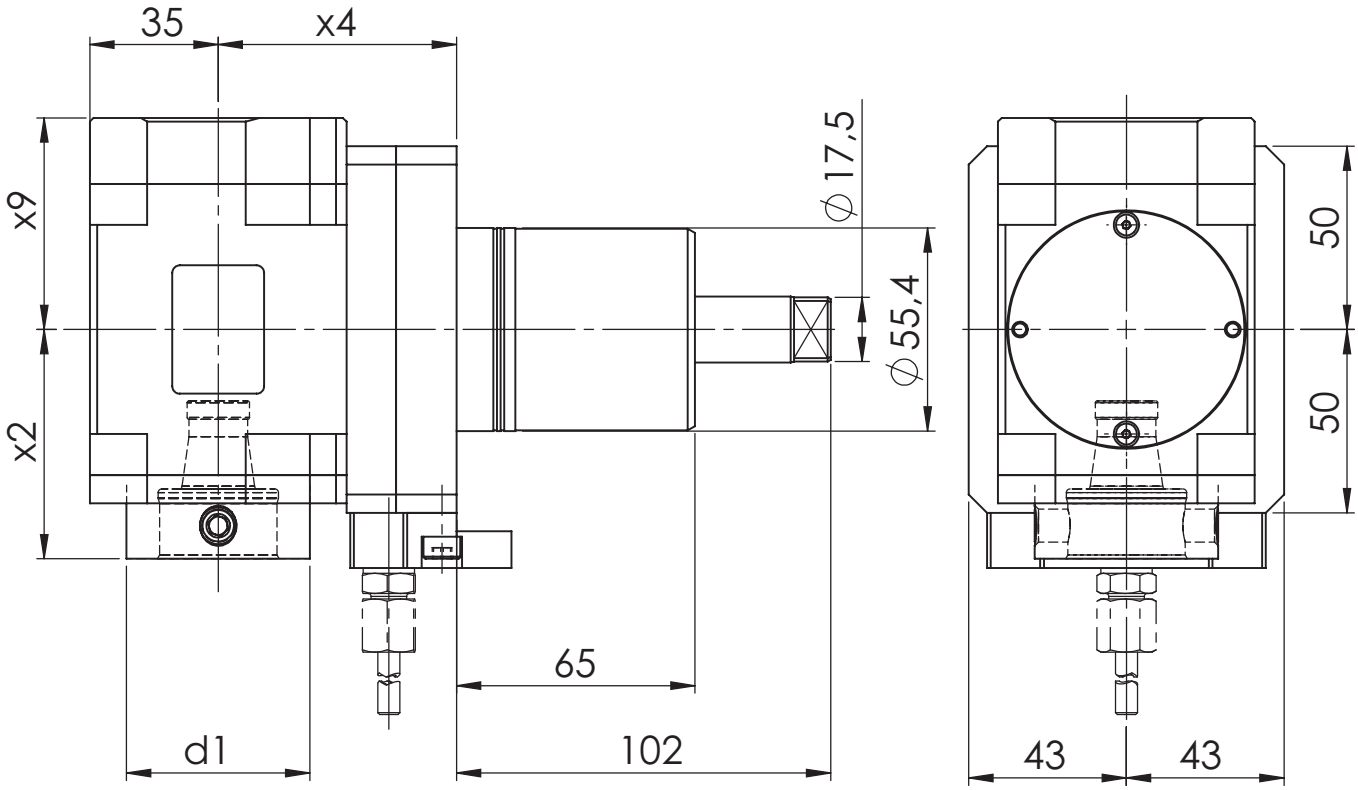

[mm] **d1**	[mm] **x2**	[mm] **x4**	[mm] **x9**	Spindle **Spindel**	[Nm] **T max**	[rpm] **n max**	**i**	ec **Ak**	ic **Ik**	[bar] **p**	Version **Ausführung**	Order no. **Bestellnummer**
50	62,5	65	48,7	WFB 32-20	50	6.000	1:1	x				MPU.Z55.B32.RA0.LT2000
50	62,5	65	57,7	WFB 32-20	50	6.000	1:1	x	x	80		MPU.Z55.B32.RE0.LT2000

Spare Parts
Ersatzteile

threaded taper pin **Kegelgewindestift**	Spindle **Spindel**	Tightening torque [Nm] **Anzugsmoment [Nm]**	Oder no **Bestellnummer**
M10X1	WFB 32-20	20	WFS.M10X1X11

OKUMA

Bohr- und Fräskopf winkelverstellbar
Drilling and milling swivel head

WG 35



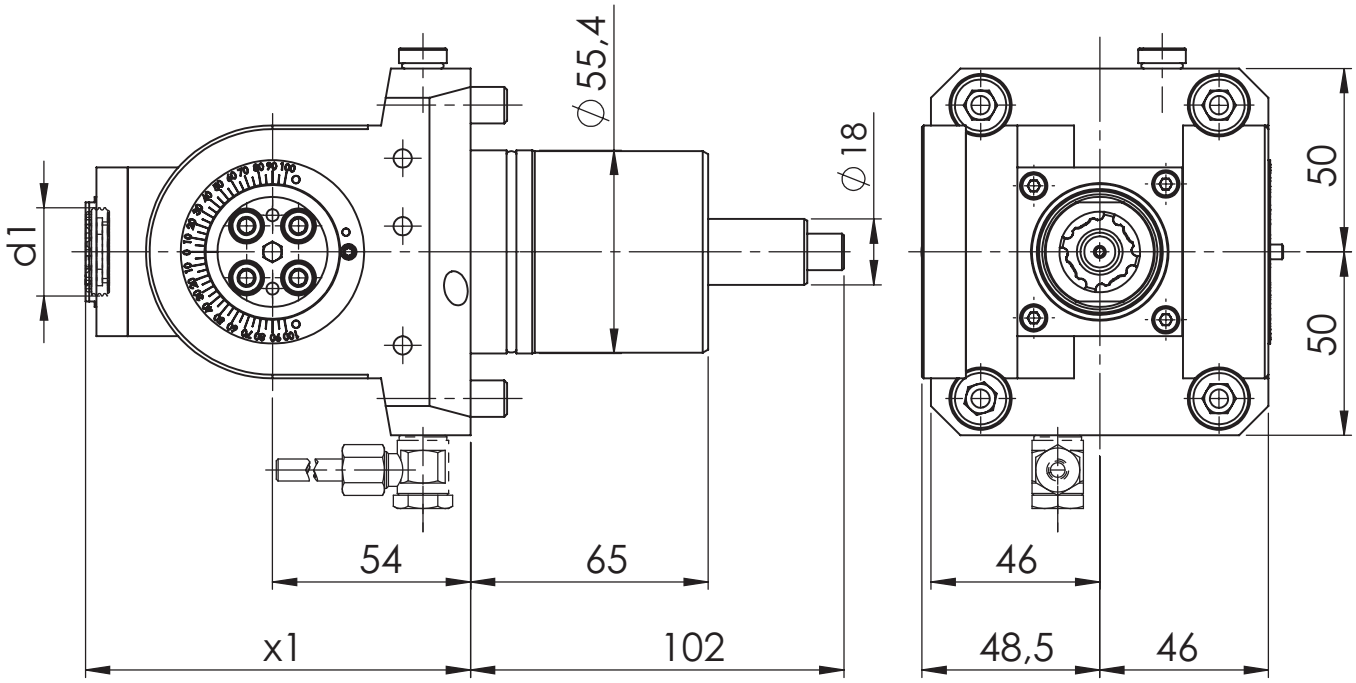

[mm] **d1**	[mm] **x1**	Spindle **Spindel**	[Nm] **T max**	[rpm] **n max**	**i**	ec **Ak**	ic **Ik**	[bar] **p**	Version **Ausführung**	Order no. **Bestellnummer**
24	105	ER 16	32	6.000	1:1	x				MPU.Z55.E16.SA0.LT2000



OKUMA

Axial Bohr- und Fräskopf
Axial drilling and milling head

WG 35

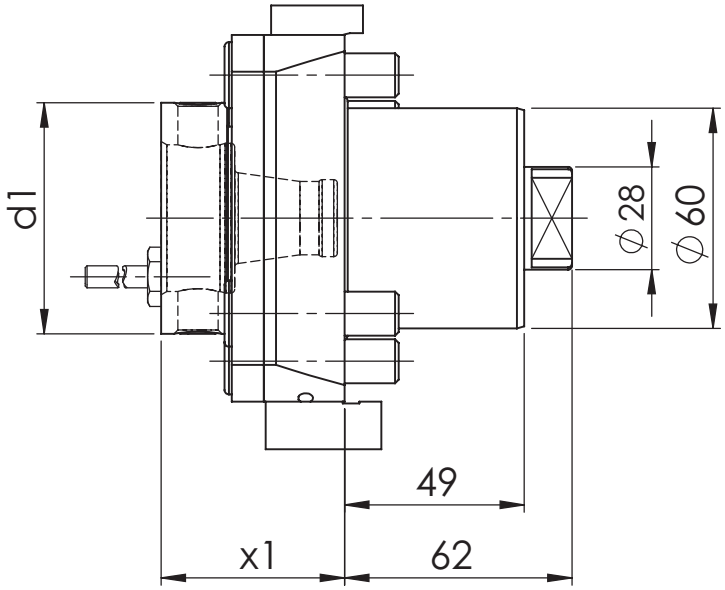

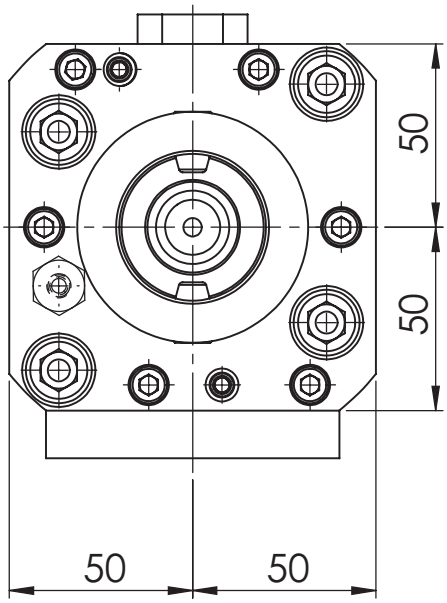

[mm] **d1**	[mm] **x1**	Spindle **Spindel**	[Nm] **T max**	[rpm] **n max**	**i**	ec **Ak**	ic **Ik**	[bar] **p**	Version **Ausführung**	Order no. **Bestellnummer**
63	50	WFB 40-25	50	6.000	1:1	x				MPU.Z60.B40.AA0.LB3000
63	50	WFB 40-25	50	6.000	1:1	x	x	80		MPU.Z60.B40.AH0.LB3000

Spare Parts
Ersatzteile

threaded taper pin **Kegelgewindestift**	Spindle **Spindel**	Tightening torque [Nm] **Anzugsmoment [Nm]**	Oder no **Bestellnummer**
M12x1	WFB 40-25	25	WFS.M12X1

OKUMA

Radial Bohr- und Fräskopf
Radial drilling and milling head

WG 35

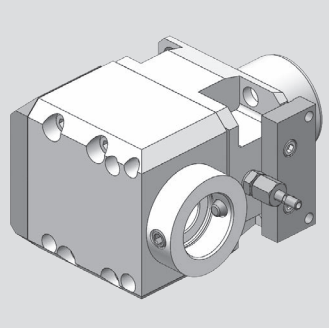

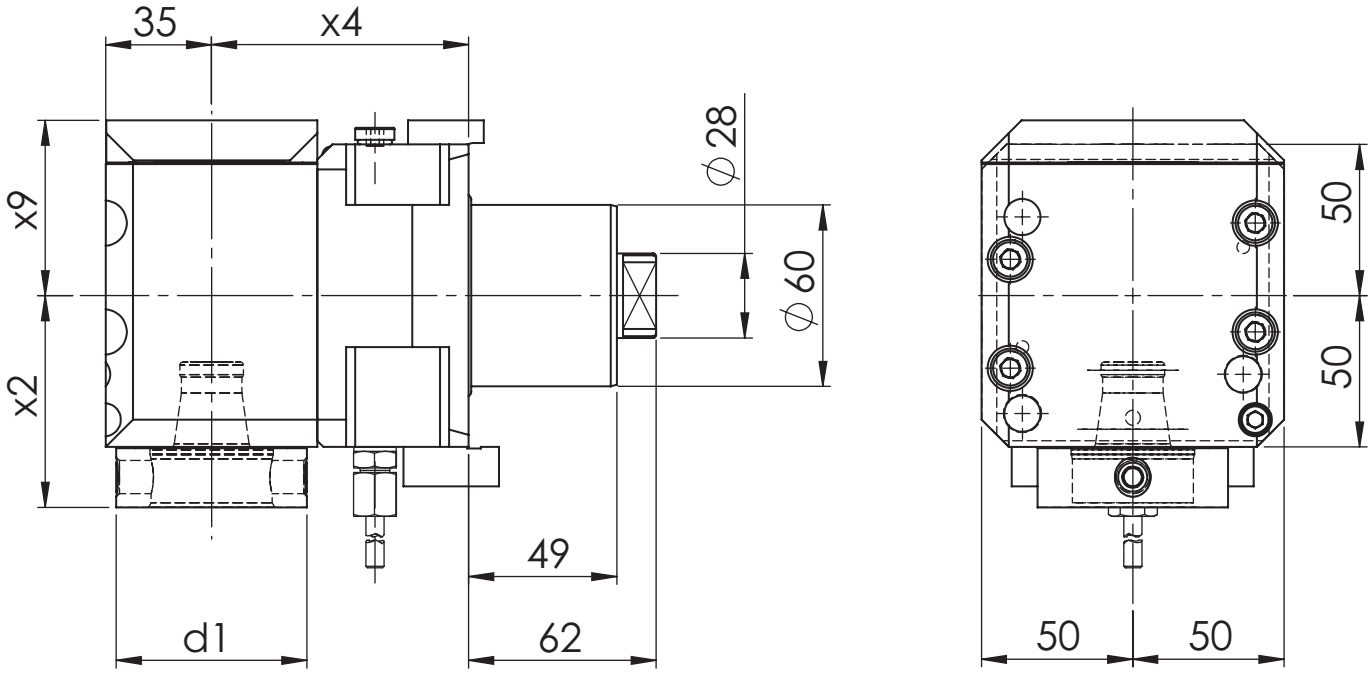

[mm] **d1**	[mm] **x2**	[mm] **x4**	[mm] **x9**	Spindle **Spindel**	[Nm] **T max**	[rpm] **n max**	**i**	ec **Ak**	ic **Ik**	[bar] **p**	Version **Ausführung**	Order no. **Bestellnummer**
63	70	85	47,5	WFB 40-25	50	6.000	1:1	x				MPU.Z60.B40.RA0.LB3000
63	70	85	58	WFB 40-25	50	6.000	1:1	x	x	80		MPU.Z60.B40.RE0.LB3000

Spare Parts
Ersatzteile

threaded taper pin **Kegelgewindestift**	Spindle **Spindel**	Tightening torque [Nm] **Anzugsmoment [Nm]**	Oder no **Bestellnummer**
M12x1	WFB 40-25	25	WFS.M12X1



OKUMA

Axial Bohr- und Fräskopf
Axial drilling and milling head

WG 35

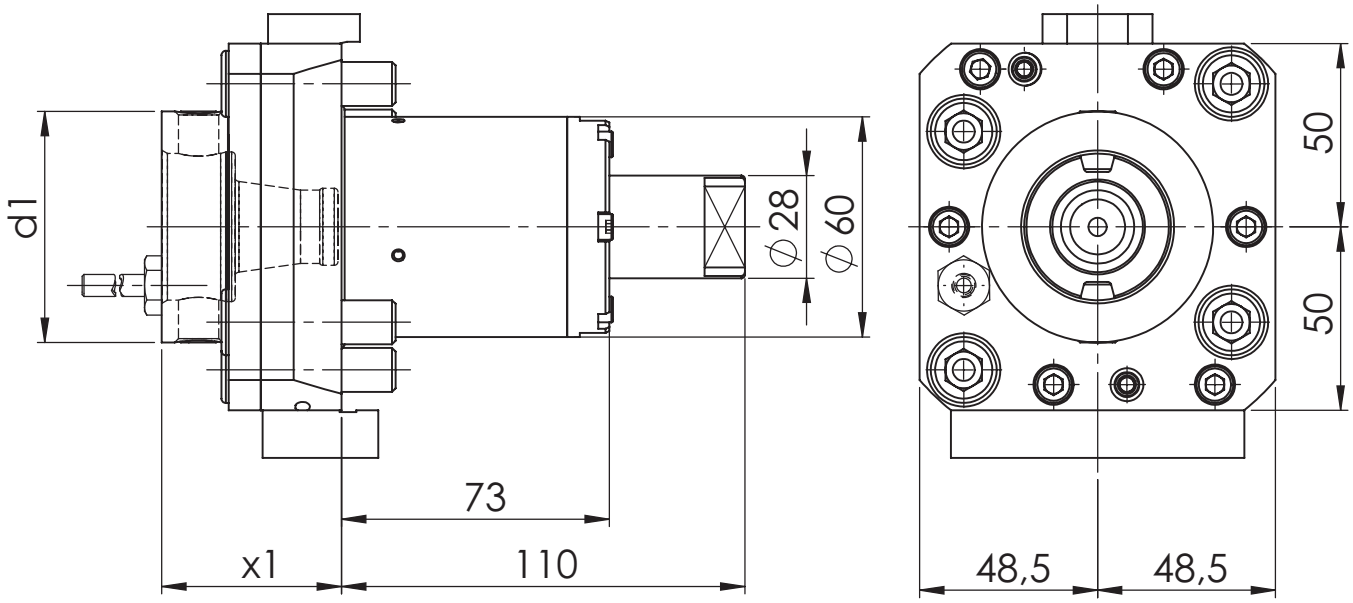

[mm] **d1**	[mm] **x1**	Spindle **Spindel**	[Nm] **T max**	[rpm] **n max**	**i**	ec **Ak**	ic **Ik**	[bar] **p**	Version **Ausführung**	Order no. **Bestellnummer**
63	49	WFB 40-25	70	6.000	1:1	x				MPU.Z60.B40.AA0.LT3000
63	49	WFB 40-25	70	6.000	1:1	x	x	80		MPU.Z60.B40.AH0.LT3000

Spare Parts
Ersatzteile

threaded taper pin **Kegelgewindestift**	Spindle **Spindel**	Tightening torque [Nm] **Anzugsmoment [Nm]**	Oder no **Bestellnummer**
M12x1	WFB 40-25	25	WFS.M12X1

OKUMA

Radial Bohr- und Fräskopf
Radial drilling and milling head

WG 35



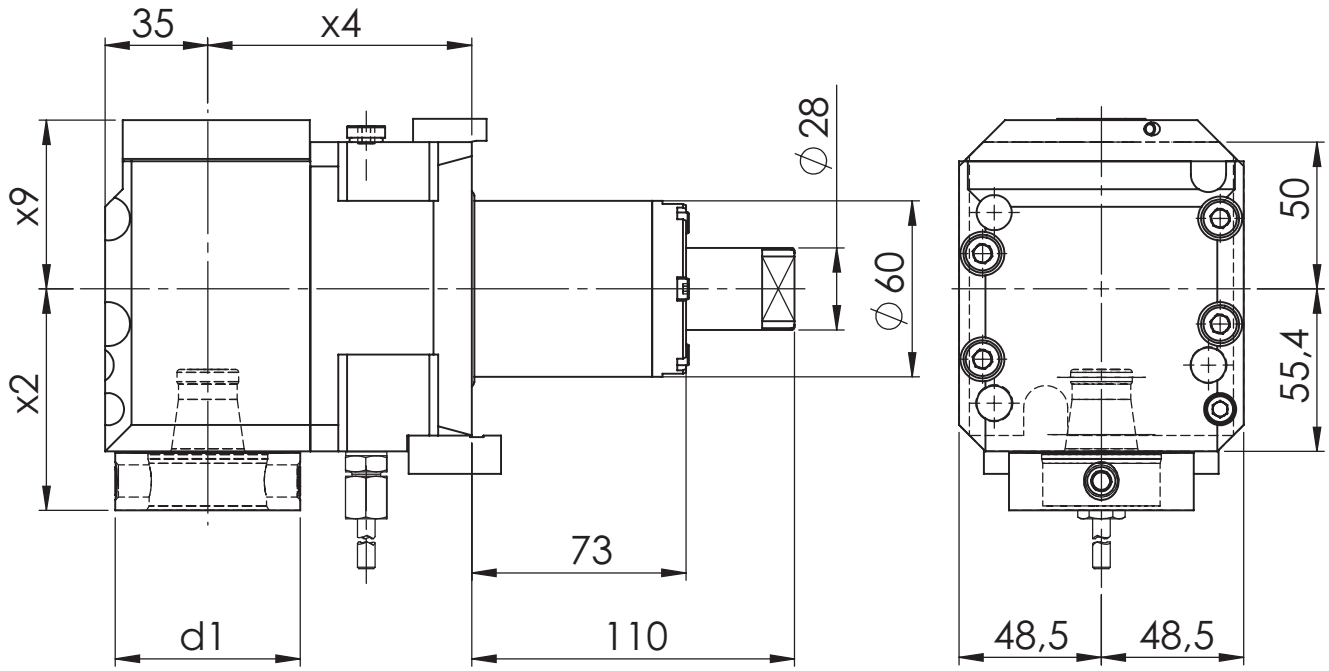

[mm] **d1**	[mm] **x2**	[mm] **x4**	[mm] **x9**	Spindle **Spindel**	[Nm] **T max**	[rpm] **n max**	**i**	ec **Ak**	ic **Ik**	[bar] **p**	Version **Ausführung**	Order no. **Bestellnummer**
63	75,5	90	57,5	WFB 40-25	70	6.000	1:1	x				MPU.Z60.B40.RA0.LT3000
63	75,5	90	57,5	WFB 40-25	70	6.000	1.1	x	x	80		MPU.Z60.B40.RE0.LT3000

Spare Parts
Ersatzteile

threaded taper pin **Kegelgewindestift**	Spindle **Spindel**	Tightening torque [Nm] **Anzugsmoment [Nm]**	Oder no **Bestellnummer**
M12x1	WFB 40-25	25	WFS.M12X1



OKUMA

Radial Bohr- und Fräskopf
Radial drilling and milling head

WG 35

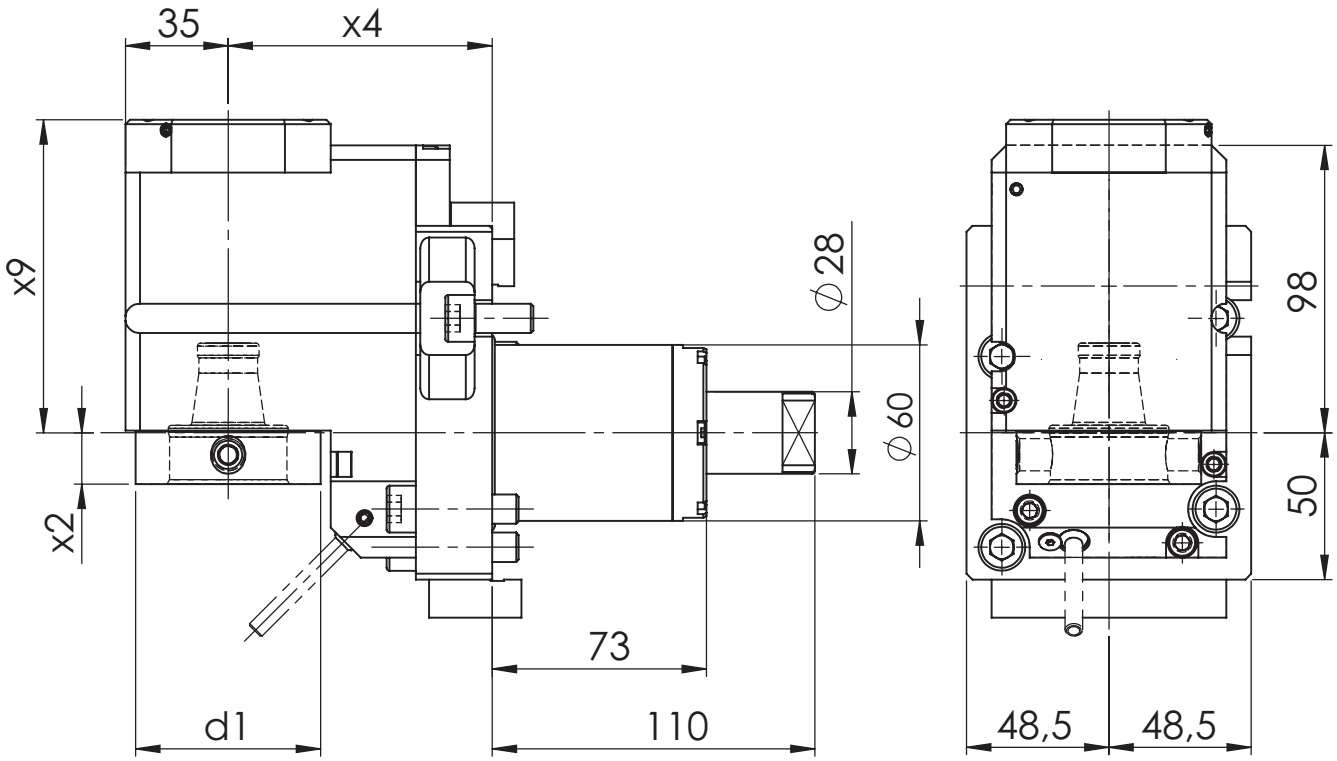

[mm] **d1**	[mm] **x2**	[mm] **x4**	[mm] **x9**	Spindle **Spindel**	[Nm] **T max**	[rpm] **n max**	**i**	ec **Ak**	ic **Ik**	[bar] **p**	Version **Ausführung**	Order no. **Bestellnummer**
63	17,5	90	97,7	WFB 40-25	100	3.000	2:1	x				MPU.Z60.B40.WA0.LT3000
63	17,5	90	106,7	WFB 40-25	100	3.000	2:1	x	x	80		MPU.Z60.B40.WE0.LT3000

Spare Parts
Ersatzteile

threaded taper pin **Kegelgewindestift**	Spindle **Spindel**	Tightening torque [Nm] **Anzugsmoment [Nm]**	Oder no **Bestellnummer**
M12x1	WFB 40-25	25	WFS.M12X1

Modulare Aggregatetechnik

Sauter DIN 5480

W&F Werkzeugtechnik

Katalog S80-01

Werkzeugtechnik

Inhaltsverzeichnis für Sauter DIN 5480

Table of contents for Sauter DIN 5480

Beschreibung / Description	Seite / Page
Sauter DIN 5480 Schafttyp VDI 25	**16.1 - 16.5**
Sauter DIN 5480 Schafttyp VDI 30	**16.6 - 16.11**
Sauter DIN 5480 Schafttyp VDI 40	**16.12 - 16.17**

Sauter DIN 5480

Axial Bohr- und Fräskopf
Axial drilling and milling head

WG 35



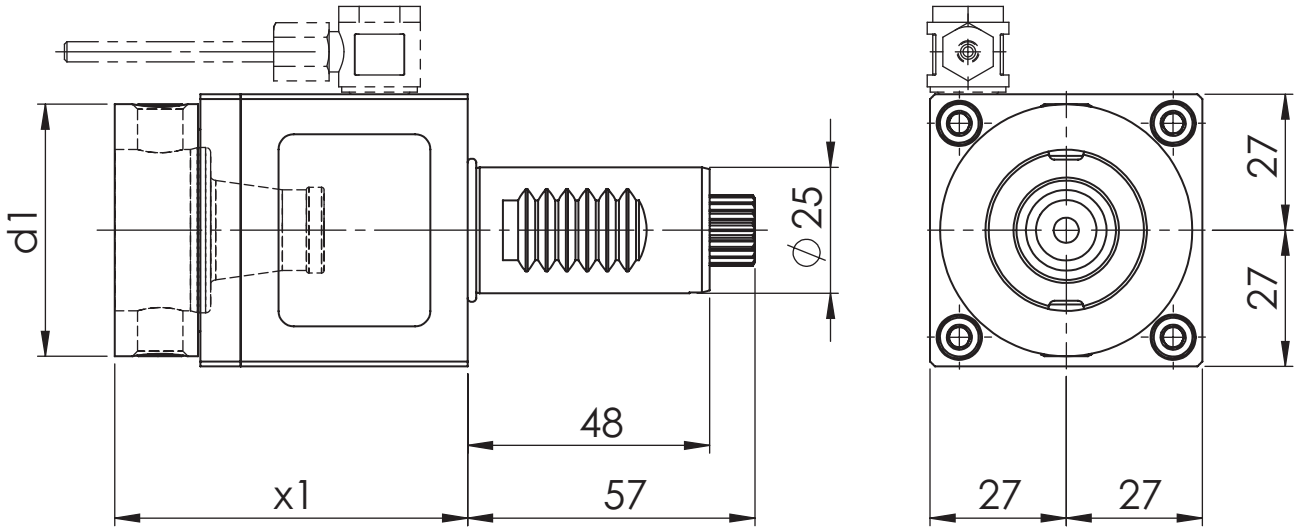

[mm] **d1**	[mm] **x1**	Spindle **Spindel**	[Nm] **T max**	[rpm] **n max**	**i**	ec **Ak**	ic **Ik**	[bar] **p**	Version **Ausführung**	Order no. **Bestellnummer**
50	70	WFB 32-20	25	6.000	1:1	x				MPU.M25.B32.AA0.5480
50	70	WFB 32-20	25	6.000	1:1	x	x	20		MPU.M25.B32.AE0.5480

Spare Parts
Ersatzteile

threaded taper pin **Kegelgewindestift**	Spindle **Spindel**	Tightening torque [Nm] **Anzugsmoment [Nm]**	Oder no **Bestellnummer**
M10X1	WFB 32-20	20	WFS.M10X1X11



Sauter DIN 5480

Axial Bohr- und Fräskopf
Axial drilling and milling head

WG 35

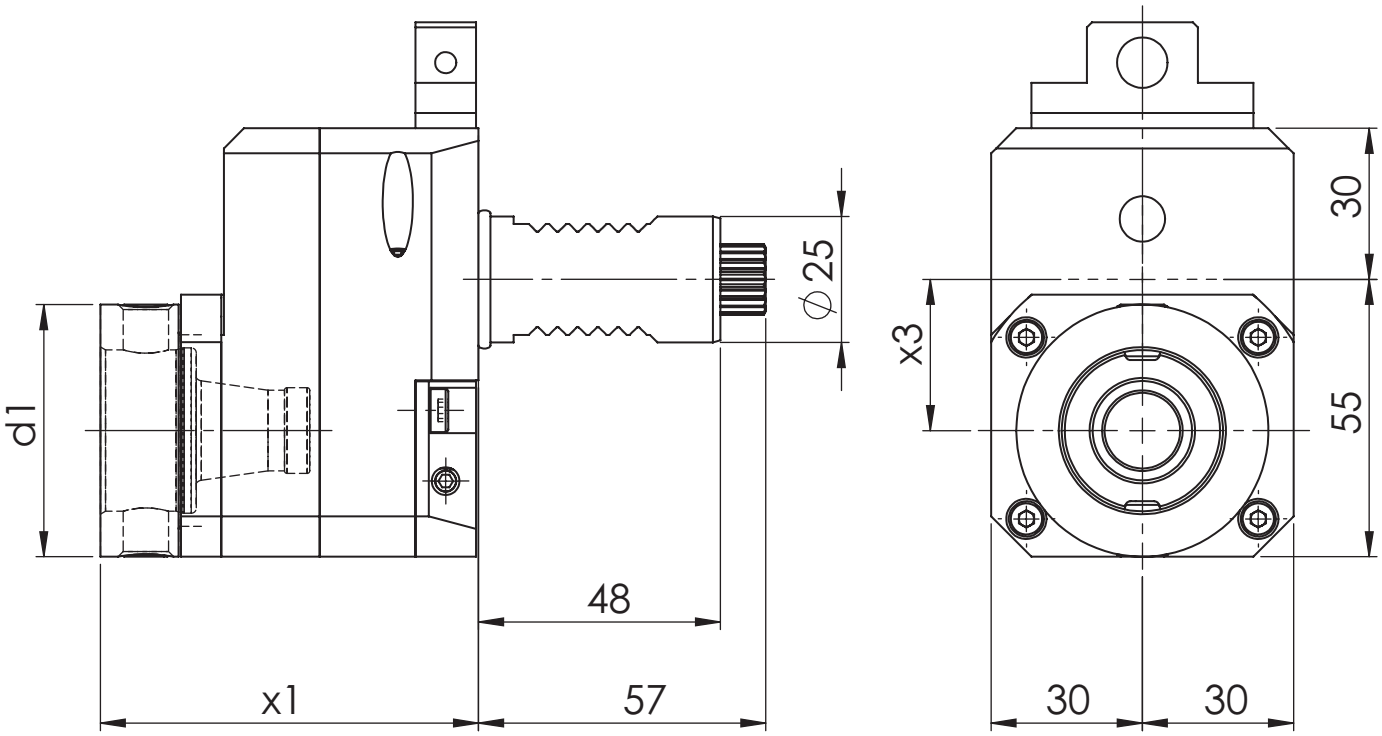

[mm] **d1**	[mm] **x1**	[mm] **x3**	Spindle **Spindel**	[Nm] **T max**	[rpm] **n max**	**i**	ec **Ak**	ic **Ik**	[bar] **p**	Version **Ausführung**	Order no. **Bestellnummer**
50	75	30	WFB 32-20	12,5	12.000	1:2	x			L/R	MPU.M25.B32.BA0.5480D

Spare Parts
Ersatzteile

threaded taper pin **Kegelgewindestift**	Spindle **Spindel**	Tightening torque [Nm] **Anzugsmoment [Nm]**	Oder no **Bestellnummer**
M10X1	WFB 32-20	20	WFS.M10X1X11

Sauter DIN 5480

Radial Bohr- und Fräskopf
Radial drilling and milling head

WG 35



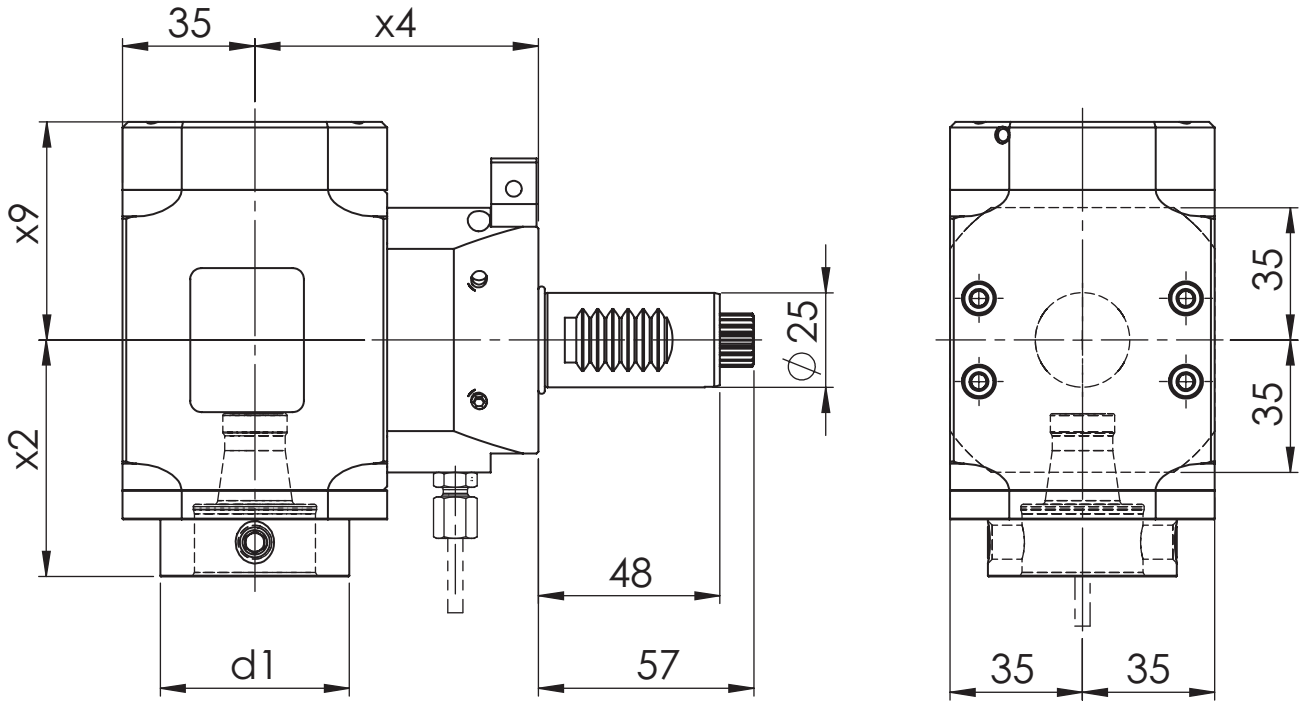

[mm] **d1**	[mm] **x2**	[mm] **x4**	[mm] **x9**	Spindle **Spindel**	[Nm] **T max**	[rpm] **n max**	**i**	ec **Ak**	ic **Ik**	[bar] **p**	Version **Ausführung**	Order no. **Bestellnummer**
50	62,5	75	48,7	WFB 32-20	25	6.000	1:1	x			L/R	MPU.M25.B32.RA0.5480D
50	62,5	75	57,7	WFB 32-20	25	6.000	1:1	x	x	80	L/R	MPU.M25.B32.RE0.5480D

Spare Parts
Ersatzteile

threaded taper pin **Kegelgewindestift**	Spindle **Spindel**	Tightening torque [Nm] **Anzugsmoment [Nm]**	Oder no **Bestellnummer**
M10X1	WFB 32-20	20	WFS.M10X1X11



Sauter DIN 5480

Radial Bohr- und Fräskopf
Radial drilling and milling head

WG 35

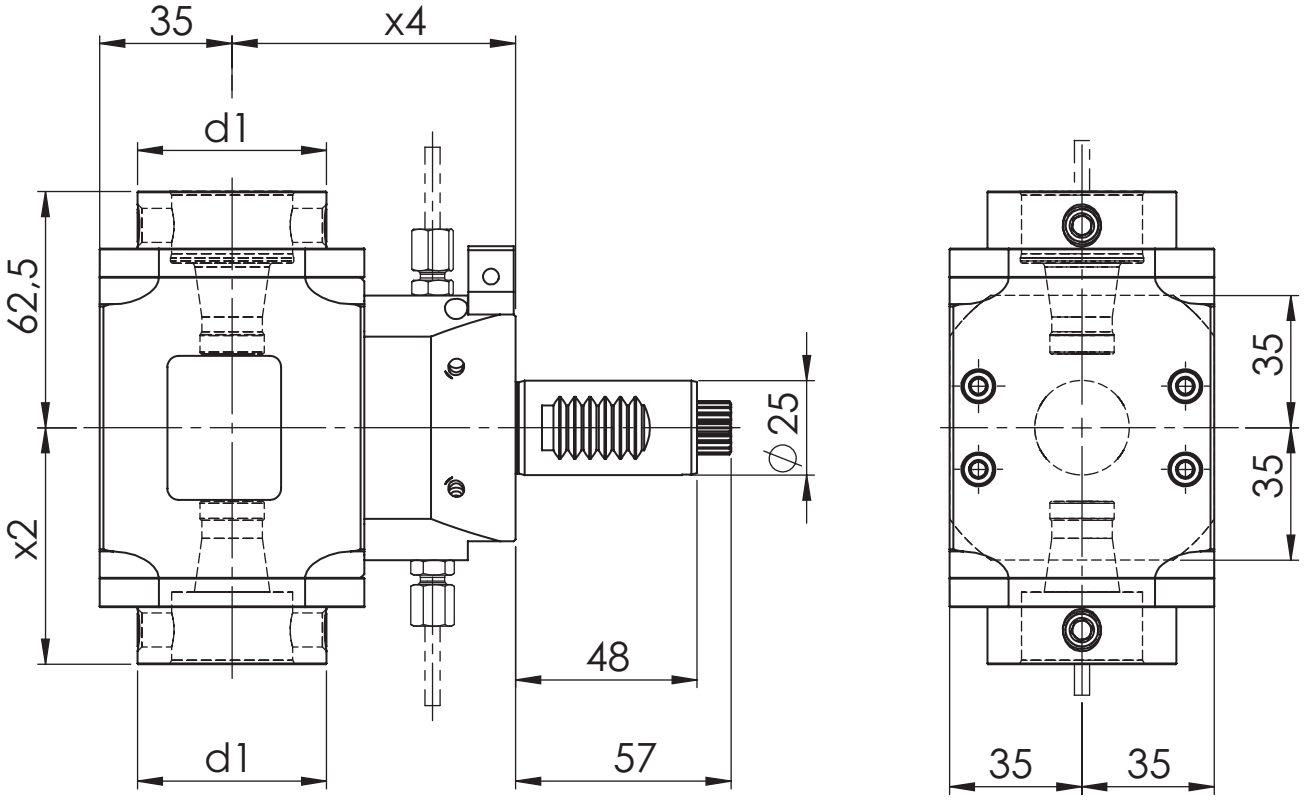

[mm] **d1**	[mm] **x2**	[mm] **x4**	Spindle **Spindel**	[Nm] **T max**	[rpm] **n max**	**i**	ec **Ak**	ic **Ik**	[bar] **p**	Version **Ausführung**	Order no. **Bestellnummer**
50	62,5	75	WFB 32-20	25	6.000	1:1	x				MPU.M25.B32.2A0.5480

Spare Parts
Ersatzteile

threaded taper pin **Kegelgewindestift**	Spindle **Spindel**	Tightening torque [Nm] **Anzugsmoment [Nm]**	Oder no **Bestellnummer**
M10X1	WFB 32-20	20	WFS.M10X1X11

Sauter DIN 5480

Radial Bohr- und Fräskopf
Radial drilling and milling head

WG 35

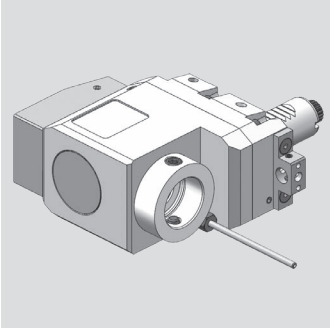

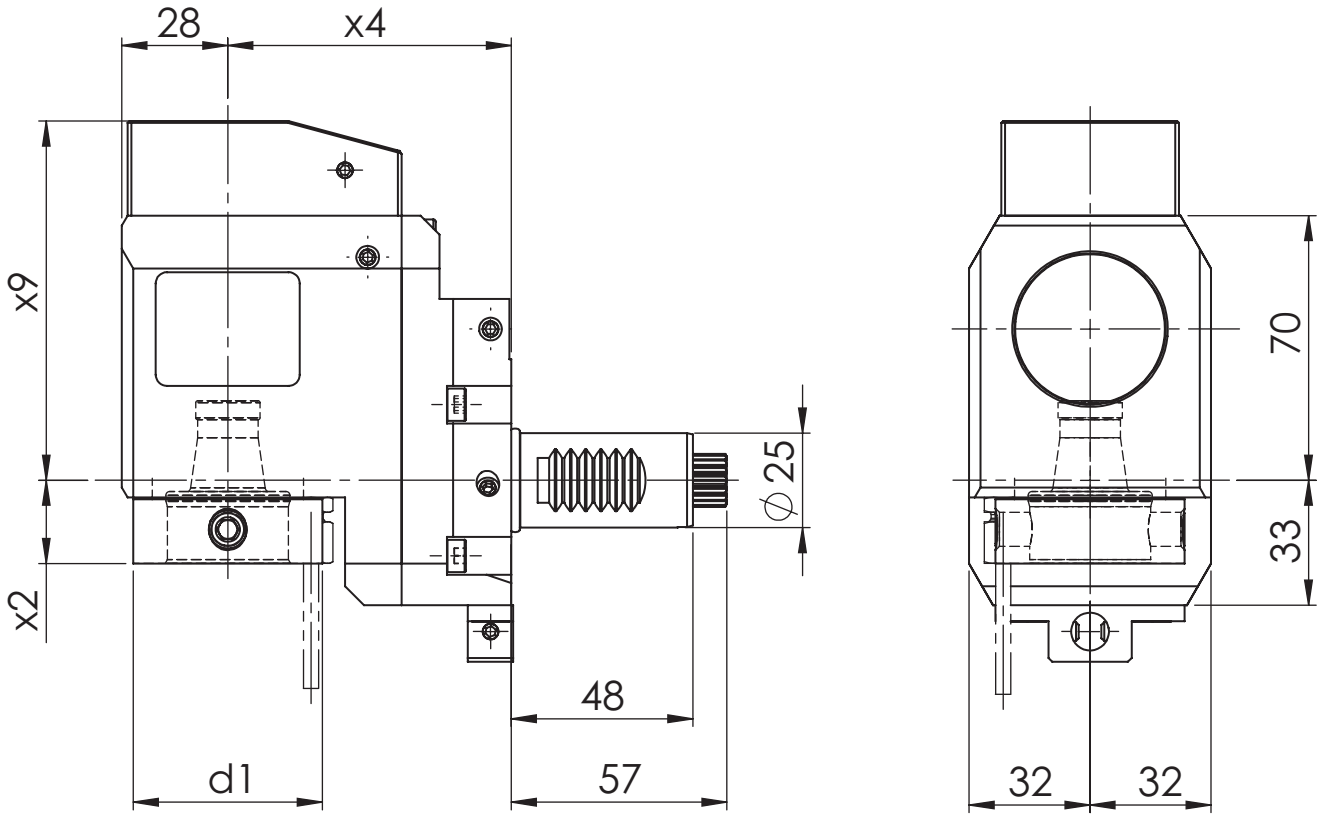

[mm] **d1**	[mm] **x2**	[mm] **x4**	[mm] **x9**	Spindle **Spindel**	[Nm] **T max**	[rpm] **n max**	**i**	ec **Ak**	ic **Ik**	[bar] **p**	Version **Ausführung**	Order no. **Bestellnummer**
50	22	75	78	WFB 32-20	25	6.000	1:1	x			L/R	MPU.M25.B32.VA0.5480D
50	22	75	95	WFB 32-20	25	6.000	1:1	x	x	80	L/R	MPU.M25.B32.VE0.5480D
50	22	75	78	WFB 32-20	50	3.000	2:1	x			L/R	MPU.M25.B32.WA0.5480D
50	22	75	95	WFB 32-20	50	3.000	2:1	x	x	80	L/R	MPU.M25.B32.WE0.5480D

Spare Parts
Ersatzteile

threaded taper pin **Kegelgewindestift**	Spindle **Spindel**	Tightening torque [Nm] **Anzugsmoment [Nm]**	Oder no **Bestellnummer**
M10X1	WFB 32-20	20	WFS.M10X1X11



Sauter DIN 5480

Axial Bohr- und Fräskopf
Axial drilling and milling head

WG 35

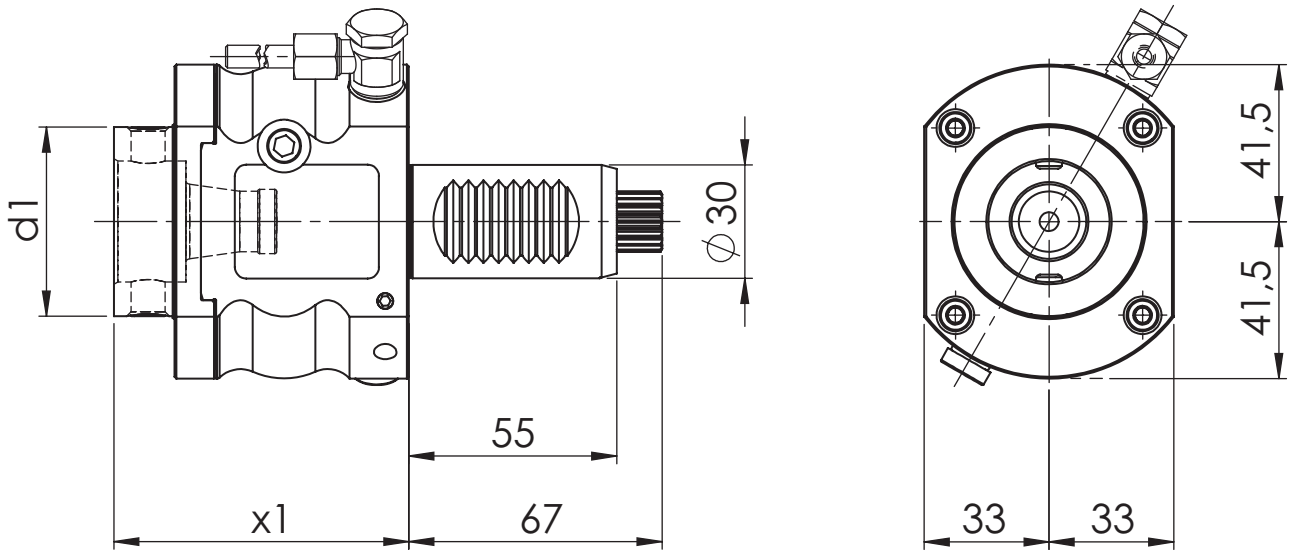

[mm] **d1**	[mm] **x1**	Spindle **Spindel**	[Nm] **T max**	[rpm] **n max**	**i**	ec **Ak**	ic **Ik**	[bar] **p**	Version **Ausführung**	Order no. **Bestellnummer**
50	78	WFB 32-20	25	6.000	1:1	x				MPU.M30.B32.AA0.5480
50	78	WFB 32-20	25	6.000	1:1	x	x	20		MPU.M30.B32.AE0.5480
50	78	WFB 32-20	25	6.000	1:1	x	x	80		MPU.M30.B32.AH0.5480

Spare Parts
Ersatzteile

threaded taper pin **Kegelgewindestift**	Spindle **Spindel**	Tightening torque [Nm] **Anzugsmoment [Nm]**	Oder no **Bestellnummer**
M10X1	WFB 32-20	20	WFS.M10X1X11

Sauter DIN 5480

Axial Bohr- und Fräskopf
Axial drilling and milling head

WG 35



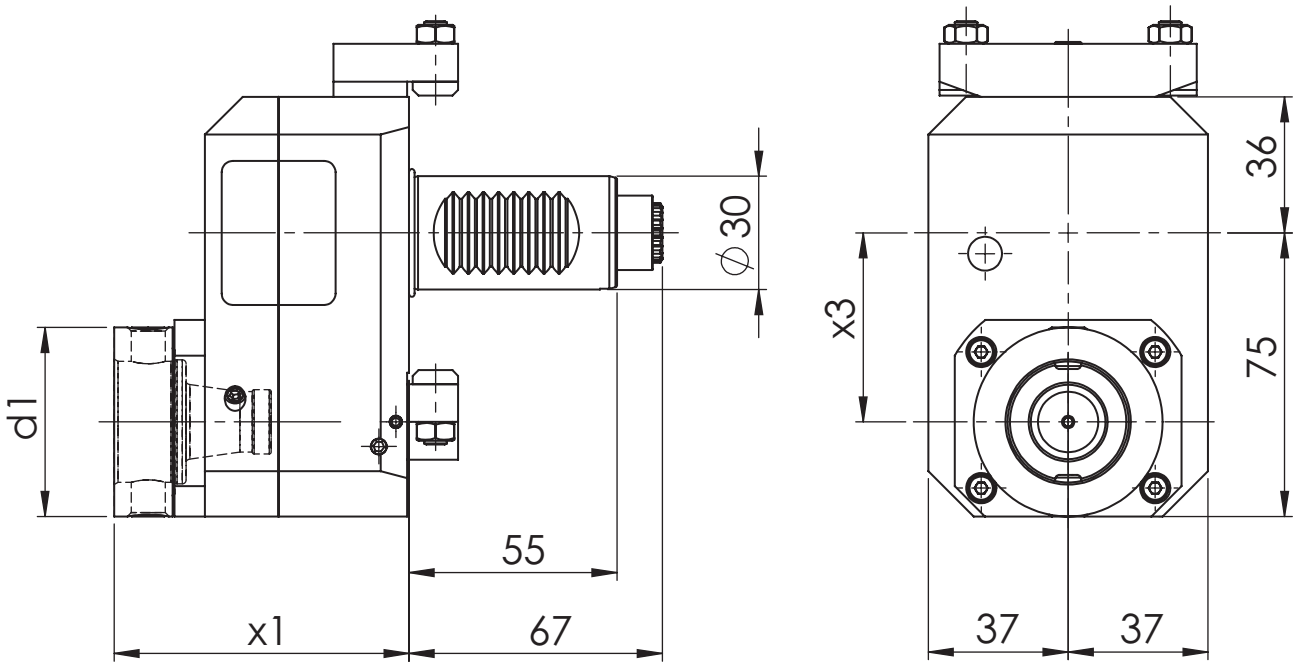

[mm] **d1**	[mm] **x1**	[mm] **x3**	Spindle **Spindel**	[Nm] **T max**	[rpm] **n max**	**i**	ec **Ak**	ic **Ik**	[bar] **p**	Version **Ausführung**	Order no. **Bestellnummer**
50	78	50	WFB 32-20	12,5	12.000	1:2	x			L/R	MPU.M30.B32.BA0.5480D
50	78	50	WFB 32-20	12,5	12.000	1:2	x	x	80	L/R	MPU.M30.B32.BE0.5480D

Spare Parts
Ersatzteile

threaded taper pin **Kegelgewindestift**	Spindle **Spindel**	Tightening torque [Nm] **Anzugsmoment [Nm]**	Oder no **Bestellnummer**
M10X1	WFB 32-20	20	WFS.M10X1X11



Sauter DIN 5480

Axial Bohr- und Fräskopf
Axial drilling and milling head

WG 35

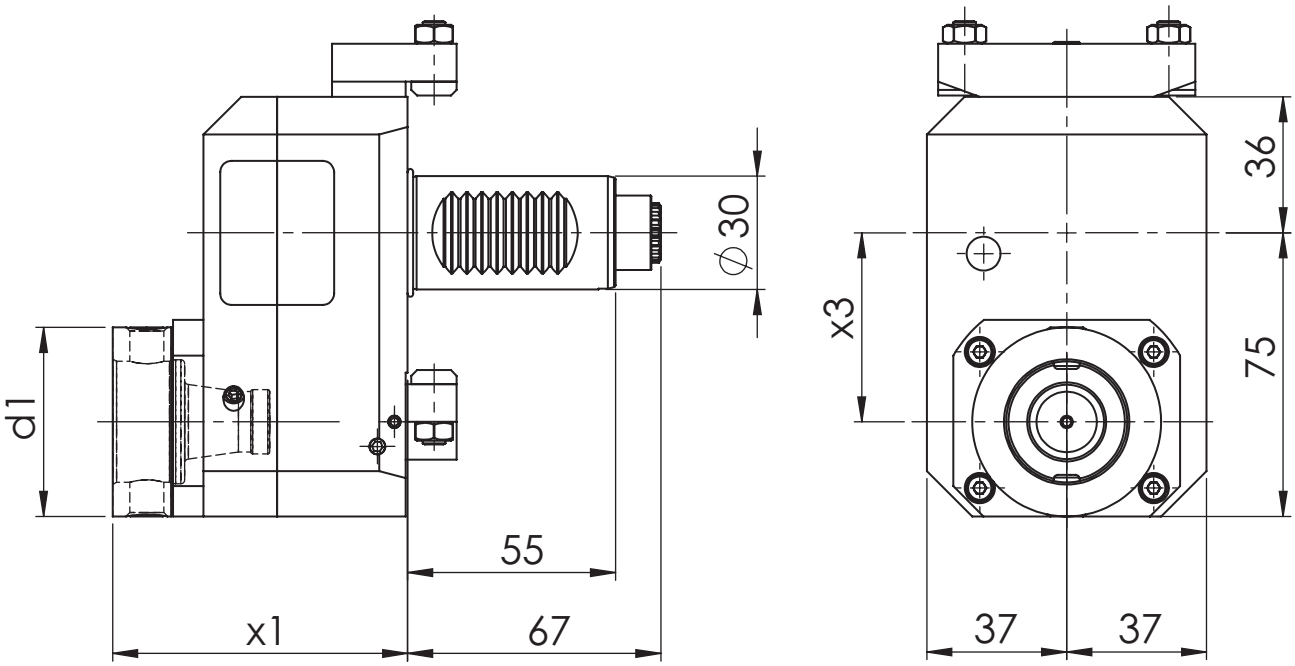

[mm] **d1**	[mm] **x1**	[mm] **x3**	Spindle **Spindel**	[Nm] **T max**	[rpm] **n max**	**i**	ec **Ak**	ic **Ik**	[bar] **p**	Version **Ausführung**	Order no. **Bestellnummer**
50	78	50	WFB 32-20	50	3.000	2:1	x			L/R	MPU.M30.B32.CA0.5480D
50	78	50	WFB 32-20	50	3.000	2:1	x	x	80	L/R	MPU.M30.B32.CE0.5480D

Spare Parts
Ersatzteile

threaded taper pin **Kegelgewindestift**	Spindle **Spindel**	Tightening torque [Nm] **Anzugsmoment [Nm]**	Oder no **Bestellnummer**
M10X1	WFB 32-20	20	WFS.M10X1X11

Sauter DIN 5480

Radial Bohr- und Fräskopf
Radial drilling and milling head

WG 35



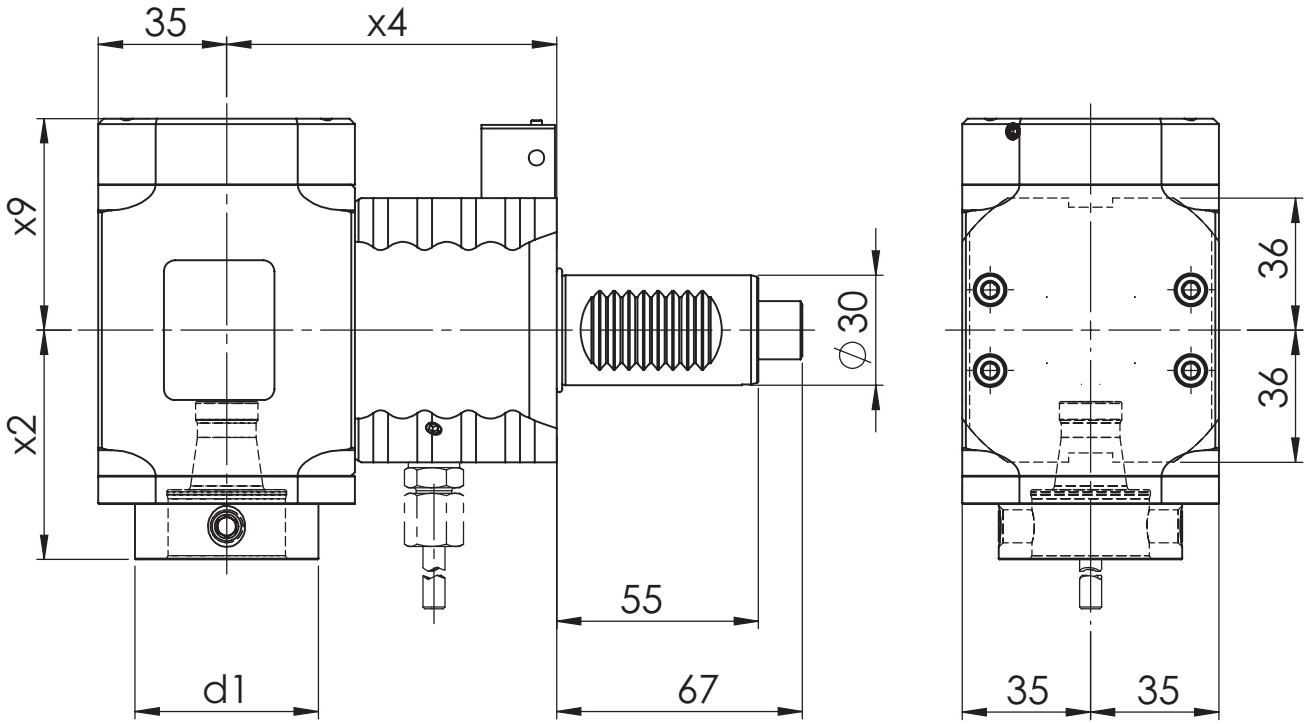

[mm] **d1**	[mm] **x2**	[mm] **x4**	[mm] **x9**	Spindle **Spindel**	[Nm] **T max**	[rpm] **n max**	**i**	ec **Ak**	ic **Ik**	[bar] **p**	Version **Ausführung**	Order no. **Bestellnummer**
50	62,5	120	48,7	WFB 32-20	50	6.000	1:1	x			L	MPU.M30.B32.LA0.5480L
50	62,5	120	48,7	WFB 32-20	50	6.000	1:1	x			R	MPU.M30.B32.LA0.5480R
50	62,5	120	57,7	WFB 32-20	50	6.000	1:1	x	x	80	L	MPU.M30.B32.LE0.5480L
50	62,5	120	57,7	WFB 32-20	50	6.000	1:1	x	x	80	R	MPU.M30.B32.LE0.5480R
50	62,5	100	48,7	WFB 32-20	50	6.000	1:1	x			L/R	MPU.M30.B32.PA0.5480D
50	62,5	100	48,7	WFB 32-20	50	6.000	1:1	x			L	MPU.M30.B32.PA0.5480L
50	62,5	100	48,7	WFB 32-20	50	6.000	1:1	x			R	MPU.M30.B32.PA0.5480R
50	62,5	100	57,7	WFB 32-20	50	6.000	1:1	x	x	80	L/R	MPU.M30.B32.PE0.5480D
50	62,5	100	57,7	WFB 32-20	50	6.000	1:1	x	x	80	L	MPU.M30.B32.PE0.5480L
50	62,5	100	57,7	WFB 32-20	50	6.000	1:1	x	x	80	R	MPU.M30.B32.PE0.5480R
50	62,5	90	48,7	WFB 32-20	50	6.000	1:1	x			R	MPU.M30.B32.RA0.5480R
50	62,5	90	57,7	WFB 32-20	50	6.000	1:1	x	x	80	L/R	MPU.M30.B32.RE0.5480D

Spare Parts
Ersatzteile

threaded taper pin **Kegelgewindestift**	Spindle **Spindel**	Tightening torque [Nm] **Anzugsmoment [Nm]**	Oder no **Bestellnummer**
M10X1	WFB 32-20	20	WFS.M10X1X11



Sauter DIN 5480

Radial Bohr- und Fräskopf
Radial drilling and milling head

WG 35

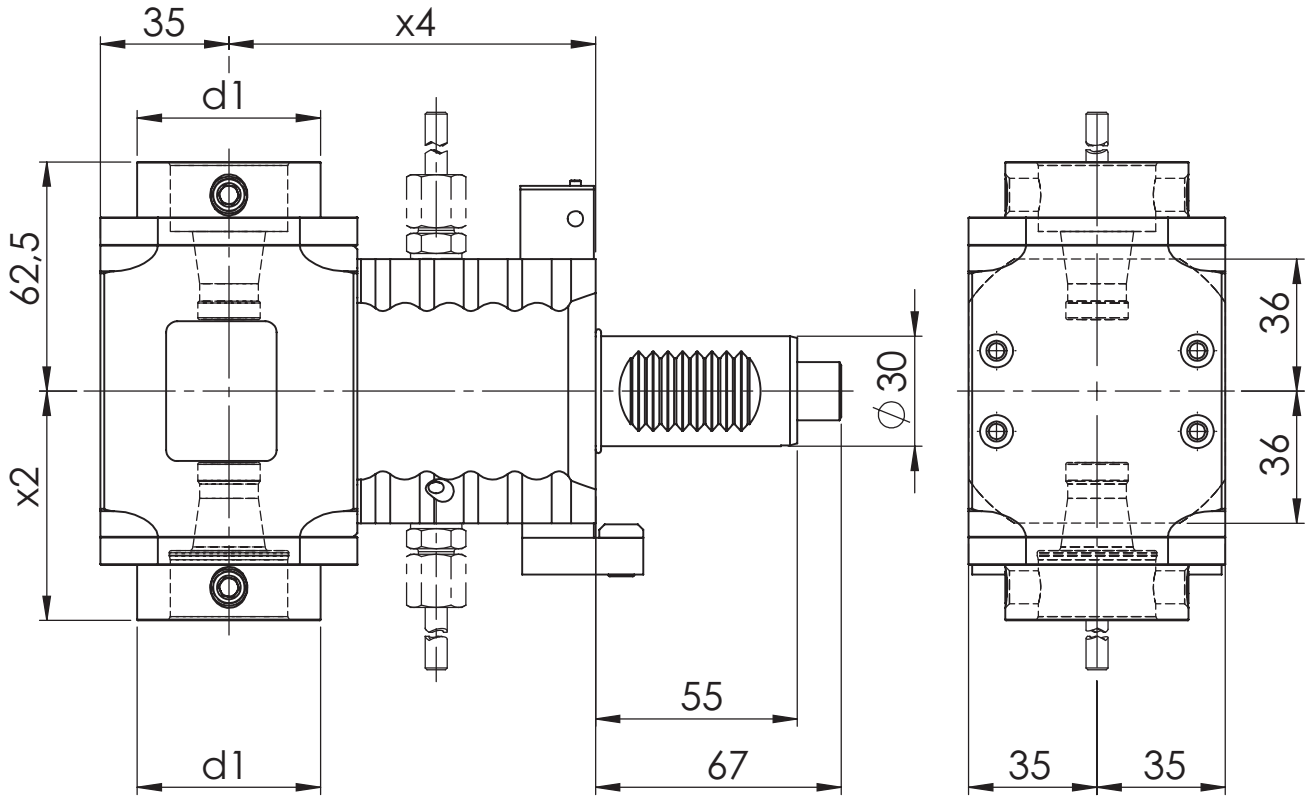

[mm] **d1**	[mm] **x2**	[mm] **x4**	Spindle **Spindel**	[Nm] **T max**	[rpm] **n max**	**i**	ec **Ak**	ic **Ik**	[bar] **p**	Version **Ausführung**	Order no. **Bestellnummer**
50	62,5	90	WFB 32-20	50	6.000	1:1	x				MPU.M30.B32.2A0.5480
50	62,5	120	WFB 32-20	50	6.000	1:1	x				MPU.M30.B32.2L0.5480
50	62,5	100	WFB 32-20	50	6.000	1:1	x				MPU.M30.B32.2P0.5480

Spare Parts
Ersatzteile

threaded taper pin **Kegelgewindestift**	Spindle **Spindel**	Tightening torque [Nm] **Anzugsmoment [Nm]**	Oder no **Bestellnummer**
M10X1	WFB 32-20	20	WFS.M10X1X11

Sauter DIN 5480

Radial Bohr- und Fräskopf
Radial drilling and milling head

WG 35



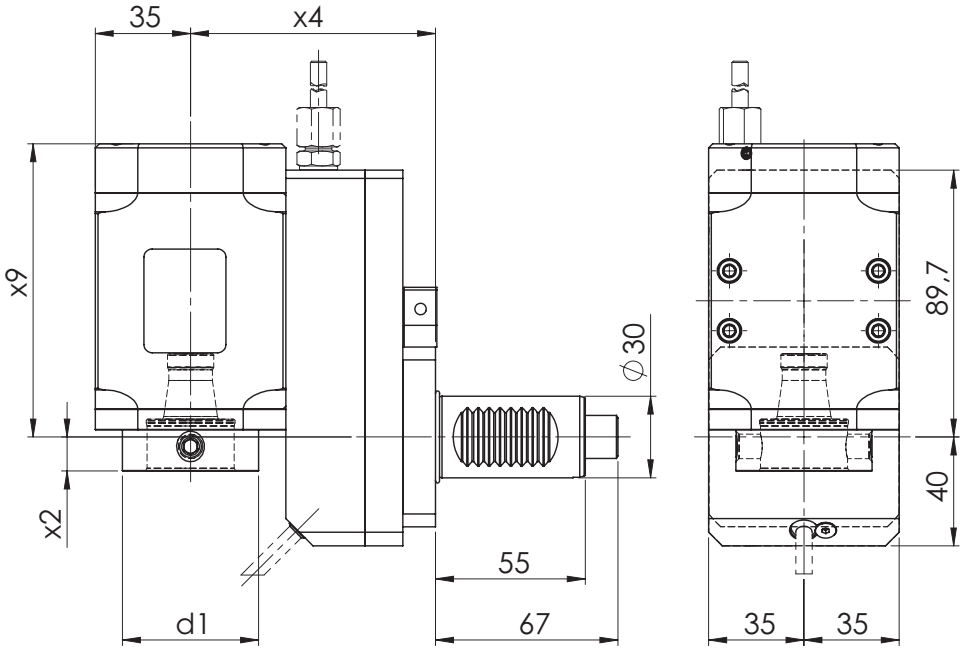

[mm] **d1**	[mm] **x2**	[mm] **x4**	[mm] **x9**	Spindle **Spindel**	[Nm] **T max**	[rpm] **n max**	**i**	ec **Ak**	ic **Ik**	[bar] **p**	Version **Ausführung**	Order no. **Bestellnummer**
50	12,5	100	98,7	WFB 32-20	25	6.000	1:1	x			L/R	MPU.M30.B32.DA0.5480D
50	12,5	100	107,7	WFB 32-20	25	6.000	1:1	x	x	80	L/R	MPU.M30.B32.DE0.5480D
50	12,5	100	107,7	WFB 32-20	25	6.000	1:1	x	x	80	L/R	MPU.M30.B32.DF0.5480D
50	12,5	100	107,7	WFB 32-20	50	3.000	2:1	x	x	80	L/R	MPU.M30.B32.DW0.5480D
50	12,5	120	98,7	WFB 32-20	25	6.000	1:1	x			L/R	MPU.M30.B32.GA0.5480D
50	12,5	120	107,7	WFB 32-20	25	6.000	1:1	x	x	80	L/R	MPU.M30.B32.GE0.5480D
50	12,5	120	98,7	WFB 32-20	15	9.000	1:2	x			L/R	MPU.M30.B32.HA0.5480D
50	12,5	120	107,7	WFB 32-20	15	9.000	1:2	x	x	80	L/R	MPU.M30.B32.HE0.5480D
50	12,5	90	98,7	WFB 32-20	25	6.000	1:1	x			L	MPU.M30.B32.VA0.5480L
50	12,5	90	98,7	WFB 32-20	25	6.000	1:1	x			R	MPU.M30.B32.VA0.5480R
50	12,5	90	107,7	WFB 32-20	25	6.000	1:1	x	x	80	L	MPU.M30.B32.VE0.5480L
50	12,5	90	107,7	WFB 32-20	25	6.000	1:1	x	x	80	R	MPU.M30.B32.VE0.5480R
50	12,5	90	98,7	WFB 32-20	50	3.000	2:1	x			L	MPU.M30.B32.WA0.5480L
50	12,5	90	98,7	WFB 32-20	50	3.000	2:1	x			R	MPU.M30.B32.WA0.5480R
50	12,5	90	107,7	WFB 32-20	50	3.000	2:1	x	x	80	L	MPU.M30.B32.WE0.5480L
50	12,5	90	107,7	WFB 32-20	50	3.000	2:1	x	x	80	R	MPU.M30.B32.WE0.5480R
50	12,5	90	98,7	WFB 32-20	12,5	12.000	1:2	x			L	MPU.M30.B32.XA0.5480L
50	12,5	90	98,7	WFB 32-20	12,5	12.000	1:2	x			R	MPU.M30.B32.XA0.5480R
50	12,5	90	107,7	WFB 32-20	12,5	12.000	1:2	x	x	80	L	MPU.M30.B32.XE0.5480L
50	12,5	90	107,7	WFB 32-20	12,5	12.000	1:2	x	x	80	R	MPU.M30.B32.XE0.5480R

Spare Parts
Ersatzteile

threaded taper pin **Kegelgewindestift**	Spindle **Spindel**	Tightening torque [Nm] **Anzugsmoment [Nm]**	Oder no **Bestellnummer**
M10X1	WFB 32-20	20	WFS.M10X1X11



Sauter DIN 5480

Axial Bohr- und Fräskopf
Axial drilling and milling head

WG 35

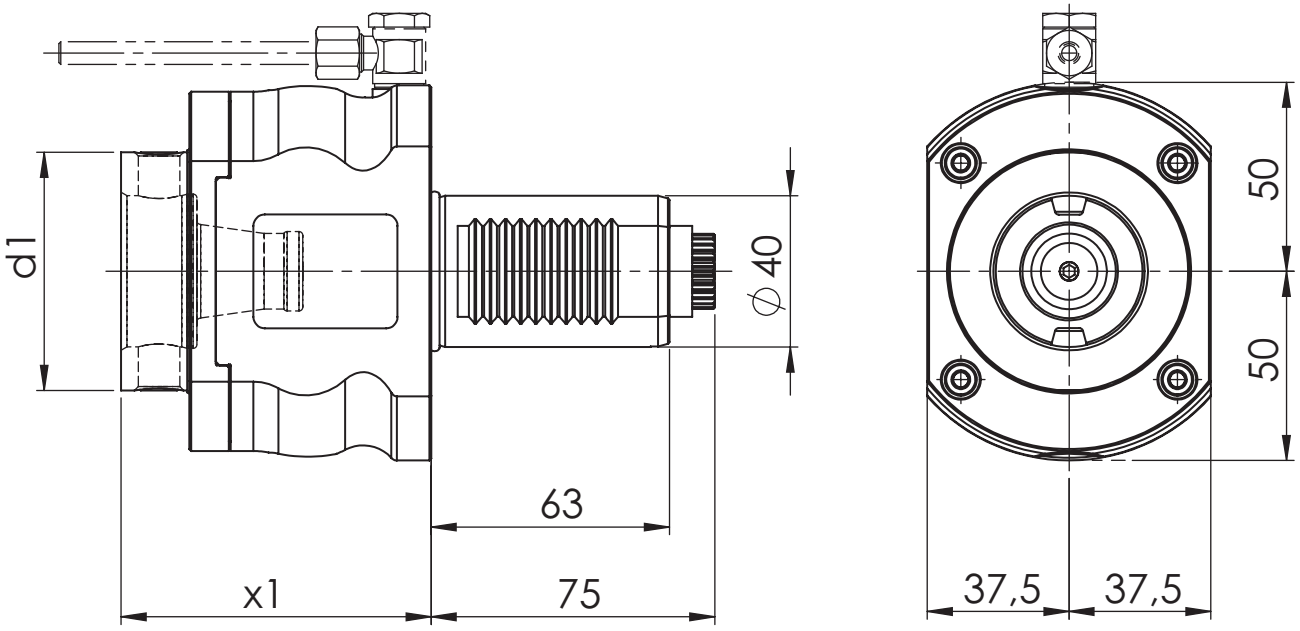

[mm] **d1**	[mm] **x1**	Spindle **Spindel**	[Nm] **T max**	[rpm] **n max**	**i**	ec **Ak**	ic **Ik**	[bar] **p**	Version **Ausführung**	Order no. **Bestellnummer**
63	82	WFB 40-25	50	6.000	1:1	x				MPU.M40.B40.AA0.5480
63	82	WFB 40-25	50	6.000	1:1	x				MPU.M40.B40.AA0.5480V
63	82	WFB 40-25	50	6.000	1:1	x	x	20		MPU.M40.B40.AE0.5480

Spare Parts
Ersatzteile

threaded taper pin **Kegelgewindestift**	Spindle **Spindel**	Tightening torque [Nm] **Anzugsmoment [Nm]**	Oder no **Bestellnummer**
M12x1	WFB 40-25	25	WFS.M12X1

Sauter DIN 5480

Axial Bohr- und Fräskopf
Axial drilling and milling head

WG 35



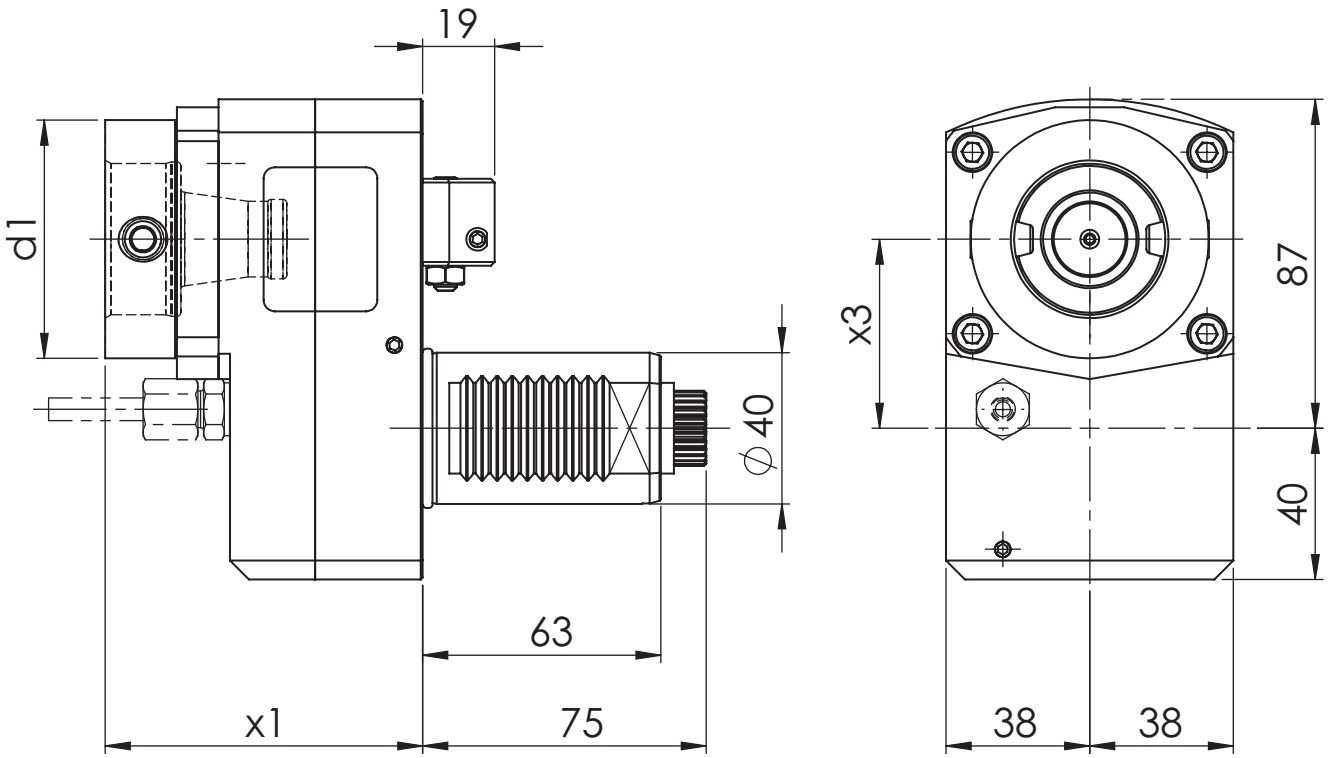

[mm] **d1**	[mm] **x1**	[mm] **x3**	Spindle **Spindel**	[Nm] **T max**	[rpm] **n max**	**i**	ec **Ak**	ic **Ik**	[bar] **p**	Version **Ausführung**	Order no. **Bestellnummer**
63	84	50	WFB 40-25	25	9.000	1:2	x			L	MPU.M40.B40.BA0.5480L
63	84	50	WFB 40-25	25	9.000	1:2	x	x	80	L	MPU.M40.B40.BE0.5480L

Spare Parts
Ersatzteile

threaded taper pin **Kegelgewindestift**	Spindle **Spindel**	Tightening torque [Nm] **Anzugsmoment [Nm]**	Oder no **Bestellnummer**
M12x1	WFB 40-25	25	WFS.M12X1



Sauter DIN 5480

Axial Bohr- und Fräskopf
Axial drilling and milling head

WG 35

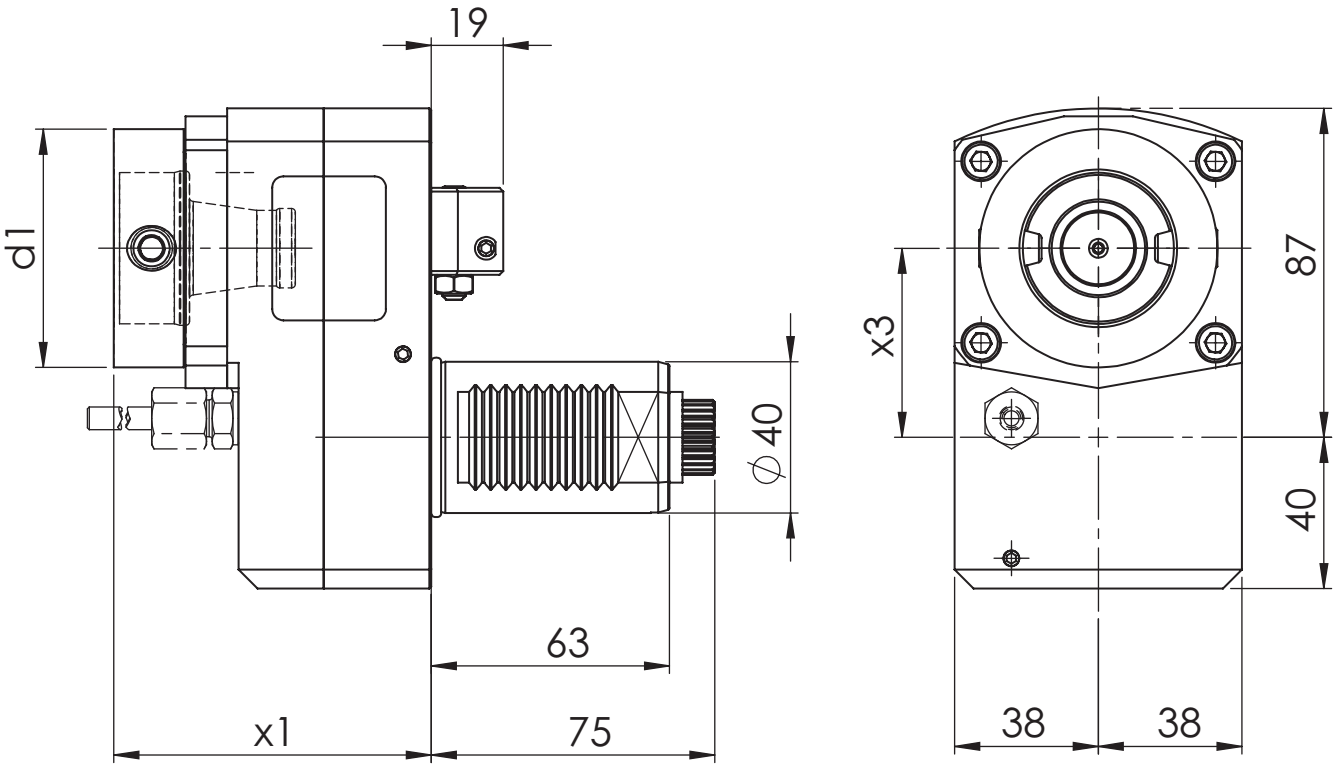

[mm] **d1**	[mm] **x1**	[mm] **x3**	Spindle **Spindel**	[Nm] **T max**	[rpm] **n max**	**i**	ec **Ak**	ic **Ik**	[bar] **p**	Version **Ausführung**	Order no. **Bestellnummer**
63	84	50	WFB 40-25	50	2.250	2:1	x			L	MPU.M40.B40.CA0.5480L
63	84	50	WFB 40-25	50	2.250	2:1	x	x	80	L	MPU.M40.B40.CE0.5480L
63	84	50	WFB 40-25	50	6.000	1:1	x			L	MPU.M40.B40.ZA0.5480L
63	84	50	WFB 40-25	50	6.000	1:1	x	x	80	L	MPU.M40.B40.ZE0.5480L

Spare Parts
Ersatzteile

threaded taper pin **Kegelgewindestift**	Spindle **Spindel**	Tightening torque [Nm] **Anzugsmoment [Nm]**	Oder no **Bestellnummer**
M12x1	WFB 40-25	25	WFS.M12X1

Sauter DIN 5480

Radial Bohr- und Fräskopf
Radial drilling and milling head

WG 35



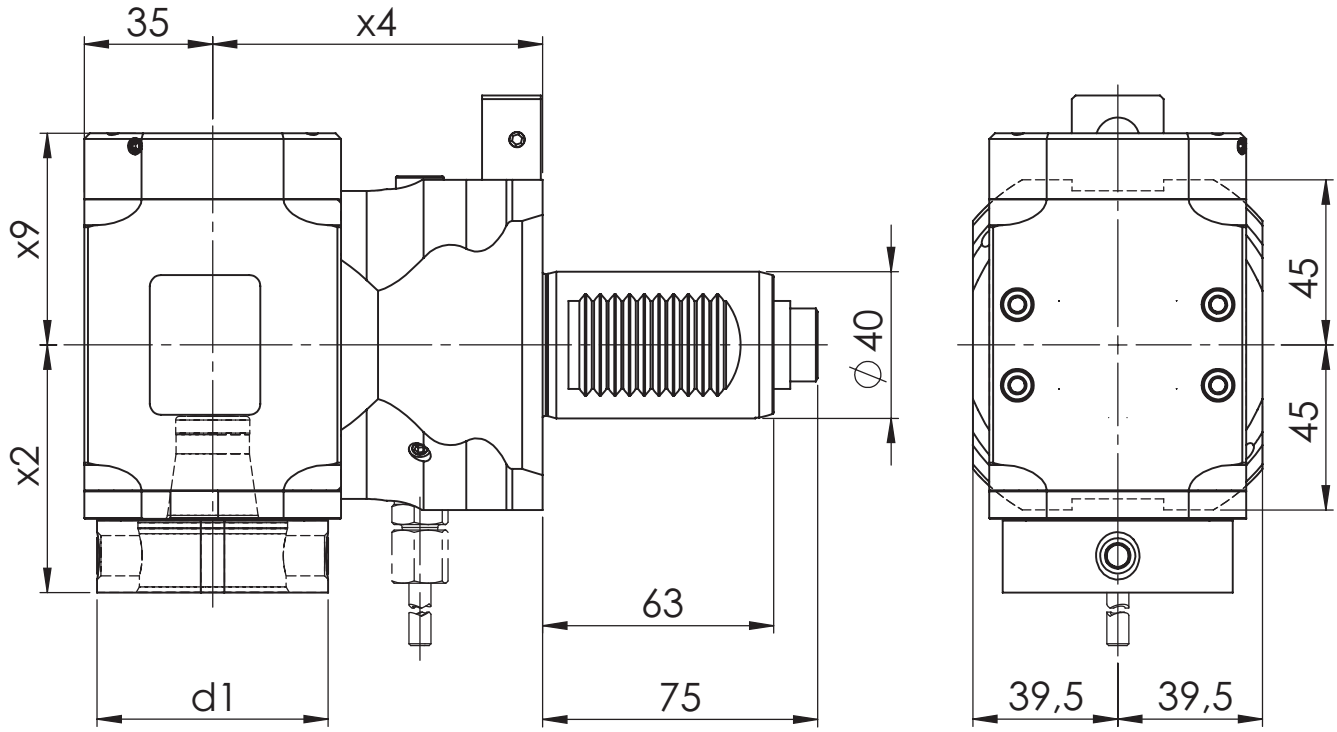

[mm] **d1**	[mm] **x2**	[mm] **x4**	[mm] **x9**	Spindle **Spindel**	[Nm] **T max**	[rpm] **n max**	**i**	ec **Ak**	ic **Ik**	[bar] **p**	Version **Ausführung**	Order no. **Bestellnummer**
63	67,5	120	48,7	WFB 40-25	50	6.000	1:1	x			L	MPU.M40.B40.LA0.5480L
63	67,5	120	48,7	WFB 40-25	50	6.000	1:1	x			R	MPU.M40.B40.LA0.5480R
63	67,5	120	57,7	WFB 40-25	50	6.000	1:1	x	x	80	L/R	MPU.M40.B40.LE0.5480D
63	67,5	120	57,7	WFB 40-25	50	6.000	1:1	x	x	80	L	MPU.M40.B40.LE0.5480L
63	67,5	120	57,7	WFB 40-25	50	6.000	1:1	x	x	80	R	MPU.M40.B40.LE0.5480R
63	67,5	100	48,7	WFB 40-25	50	6.000	1:1	x			L/R	MPU.M40.B40.PA0.5480D
63	67,5	100	57,7	WFB 40-25	50	6.000	1:1	x	x	80	L/R	MPU.M40.B40.PE0.5480D
63	67,5	90	48,7	WFB 40-25	50	6.000	1:1	x			L/R	MPU.M40.B40.RA0.5480D
63	67,5	90	48,7	WFB 40-25	50	6.000	1:1	x			L	MPU.M40.B40.RA0.5480L
63	67,5	90	48,7	WFB 40-25	50	6.000	1:1	x			R	MPU.M40.B40.RA0.5480R
63	67,5	90	57,7	WFB 40-25	50	6.000	1:1	x	x	80	L/R	MPU.M40.B40.RE0.5480D
63	67,5	90	57,7	WFB 40-25	50	6.000	1:1	x	x	80	L	MPU.M40.B40.RE0.5480L
63	67,5	90	57,7	WFB 40-25	50	6.000	1:1	x	x	80	R	MPU.M40.B40.RE0.5480R

Spare Parts
Ersatzteile

threaded taper pin **Kegelgewindestift**	Spindle **Spindel**	Tightening torque [Nm] **Anzugsmoment [Nm]**	Oder no **Bestellnummer**
M12x1	WFB 40-25	25	WFS.M12X1



Sauter DIN 5480

Radial Bohr- und Fräskopf
Radial drilling and milling head

WG 35

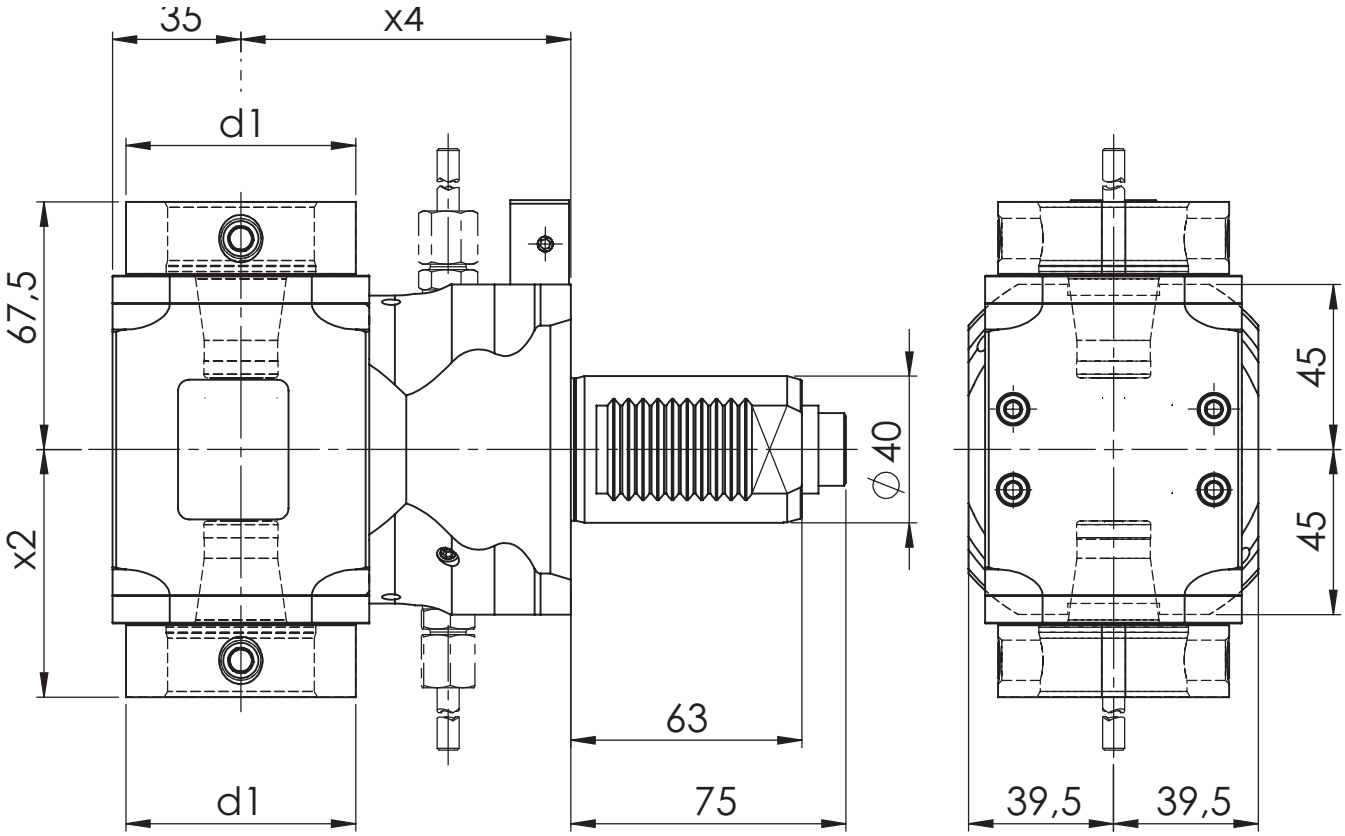

[mm] **d1**	[mm] **x2**	[mm] **x4**	Spindle **Spindel**	[Nm] **T max**	[rpm] **n max**	**i**	ec **Ak**	ic **Ik**	[bar] **p**	Version **Ausführung**	Order no. **Bestellnummer**
63	67,5	90	WFB 40-25	50	6.000	1:1	x				MPU.M40.B40.2A0.5480

Spare Parts
Ersatzteile

threaded taper pin **Kegelgewindestift**	Spindle **Spindel**	Tightening torque [Nm] **Anzugsmoment [Nm]**	Oder no **Bestellnummer**
M12x1	WFB 40-25	25	WFS.M12X1

Sauter DIN 5480

Radial Bohr- und Fräskopf
Radial drilling and milling head

WG 35



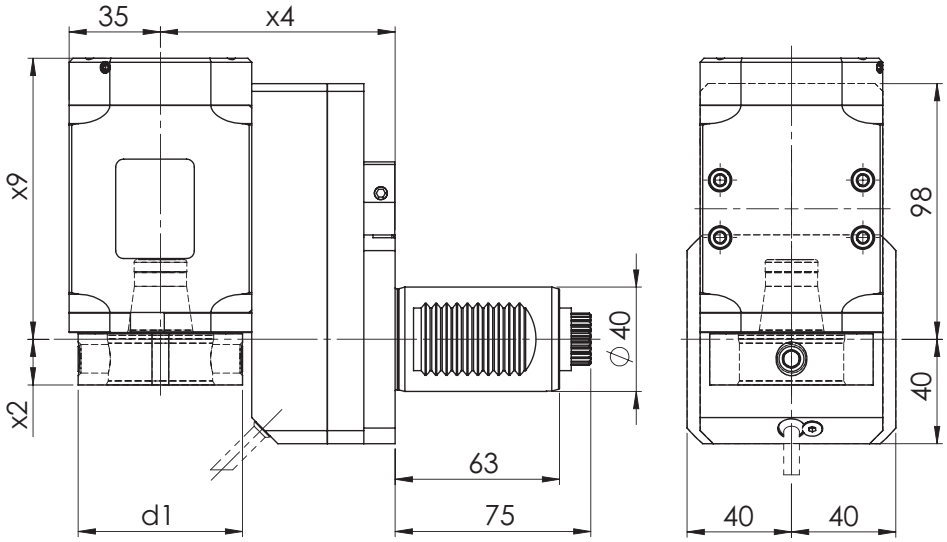

[mm] **d1**	[mm] **x2**	[mm] **x4**	[mm] **x9**	Spindle **Spindel**	[Nm] **T max**	[rpm] **n max**	**i**	ec **Ak**	ic **Ik**	[bar] **p**	Version **Ausführung**	Order no. **Bestellnummer**
63	17,5	120	98,7	WFB 40-25	50	6.000	1:1	x			L	MPU.M40.B40.GA0.5480L
63	17,5	120	98,7	WFB 40-25	50	6.000	1:1	x			R	MPU.M40.B40.GA0.5480R
63	17,5	120	107,7	WFB 40-25	50	6.000	1:1	x	x	80	L	MPU.M40.B40.GE0.5480L
63	17,5	102	98,7	WFB 40-25	25	9.000	1:2	x			L	MPU.M40.B40.HA0.5480L
63	17,5	120	98,7	WFB 40-25	25	9.000	1:2	x			R	MPU.M40.B40.HA0.5480R
63	17,5	120	107,7	WFB 40-25	25	9.000	1:2	x	x	80	R	MPU.M40.B40.HE0.5480R
63	17,5	100	98,7	WFB 40-25	50	3.000	2:1	x			R	MPU.M40.B40.JA0.5480R
63	17,5	100	107,7	WFB 40-25	50	3.000	2:1	x	x	80	R	MPU.M40.B40.JE0.5480R
63	17,5	120	98,7	WFB 40-25	50	3.000	2:1	x			L	MPU.M40.B40.KA0.5480L
63	17,5	120	98,7	WFB 40-25	50	3.000	2:1	x			R	MPU.M40.B40.KA0.5480R
63	17,5	120	107,7	WFB 40-25	50	3.000	2:1	x	x	80	L	MPU.M40.B40.KE0.5480L
63	17,5	120	107,7	WFB 40-25	50	3.000	2:1	x	x	80	R	MPU.M40.B40.KE0.5480R
63	17,5	90	98,7	WFB 40-25	50	6.000	1:1	x			L/R	MPU.M40.B40.VA0.5480D
63	17,5	90	98,7	WFB 40-25	50	6.000	1:1	x			L	MPU.M40.B40.VA0.5480L
63	17,5	90	98,7	WFB 40-25	50	6.000	1:1	x			R	MPU.M40.B40.VA0.5480R
63	17,5	90	107,7	WFB 40-25	50	6.000	1:1	x	x	80	L/R	MPU.M40.B40.VE0.5480D
63	17,5	90	107,7	WFB 40-25	50	6.000	1:1	x	x	80	L	MPU.M40.B40.VE0.5480L
63	17,5	90	107,7	WFB 40-25	50	6.000	1:1	x	x	80	R	MPU.M40.B40.VE0.5480R
63	17,5	90	98,7	WFB 40-25	50	3.000	2:1	x			R	MPU.M40.B40.WA0.5480R
63	17,5	90	107,7	WFB 40-25	50	3.000	2:1	x	x	80	R	MPU.M40.B40.WE0.5480R
63	17,5	90	98,7	WFB 40-25	25	9.000	1:2	x			L	MPU.M40.B40.XA0.5480L
63	17,5	90	98,7	WFB 40-25	25	9.000	1:2	x			R	MPU.M40.B40.XA0.5480R
63	17,5	90	107,7	WFB 40-25	25	9.000	1:2	x	x	80	L	MPU.M40.B40.XE0.5480L
63	17,5	90	107,7	WFB 40-25	25	9.000	1:2	x	x	80	R	MPU.M40.B40.XE0.5480R

Spare Parts
Ersatzteile

threaded taper pin **Kegelgewindestift**	Spindle **Spindel**	Tightening torque [Nm] **Anzugsmoment [Nm]**	Oder no **Bestellnummer**
M12x1	WFB 40-25	25	WFS.M12X1

Modulare Aggregatetechnik

Sauter DIN 5482

W&F Werkzeugtechnik

Katalog S82-01

Werkzeugtechnik

Inhaltsverzeichnis für Sauter DIN 5482

Table of contents for Sauter DIN 5482

Beschreibung / Description	Seite / Page
Sauter DIN 5482 Schafttyp VDI 30	**17.1 - 17.3**
Sauter DIN 5482 Schafttyp VDI 40	**17.4 - 17.7**

Sauter DIN 5482

Axial Bohr- und Fräskopf
Axial drilling and milling head

WG 35



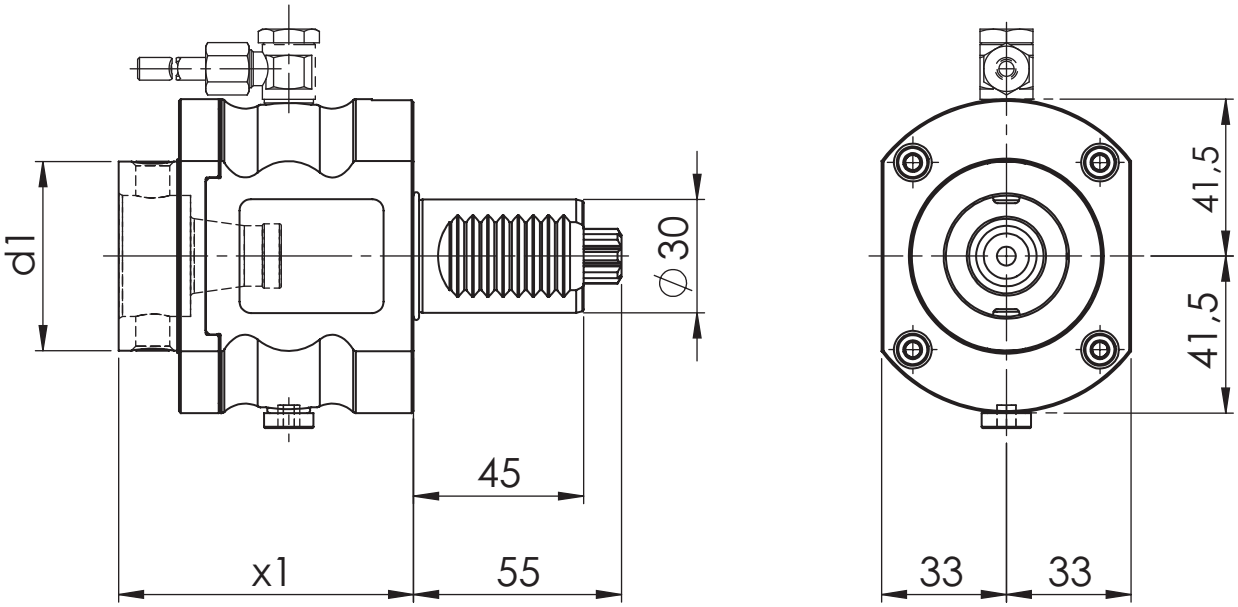

[mm] **d1**	[mm] **x1**	Spindle **Spindel**	[Nm] **T max**	[rpm] **n max**	**i**	ec **Ak**	ic **Ik**	[bar] **p**	Version **Ausführung**	Order no. **Bestellnummer**
50	78	WFB 32-20	25	6.000	1:1	x				MPU.M30.B32.AA0.5482
50	78	WFB 32-20	25	6.000	1:1	x	x	20		MPU.M30.B32.AE0.5482

Spare Parts
Ersatzteile

threaded taper pin **Kegelgewindestift**	Spindle **Spindel**	Tightening torque [Nm] **Anzugsmoment [Nm]**	Oder no **Bestellnummer**
M10X1	WFB 32-20	20	WFS.M10X1X11



Sauter DIN 5482

Radial Bohr- und Fräskopf
Radial drilling and milling head

WG 35

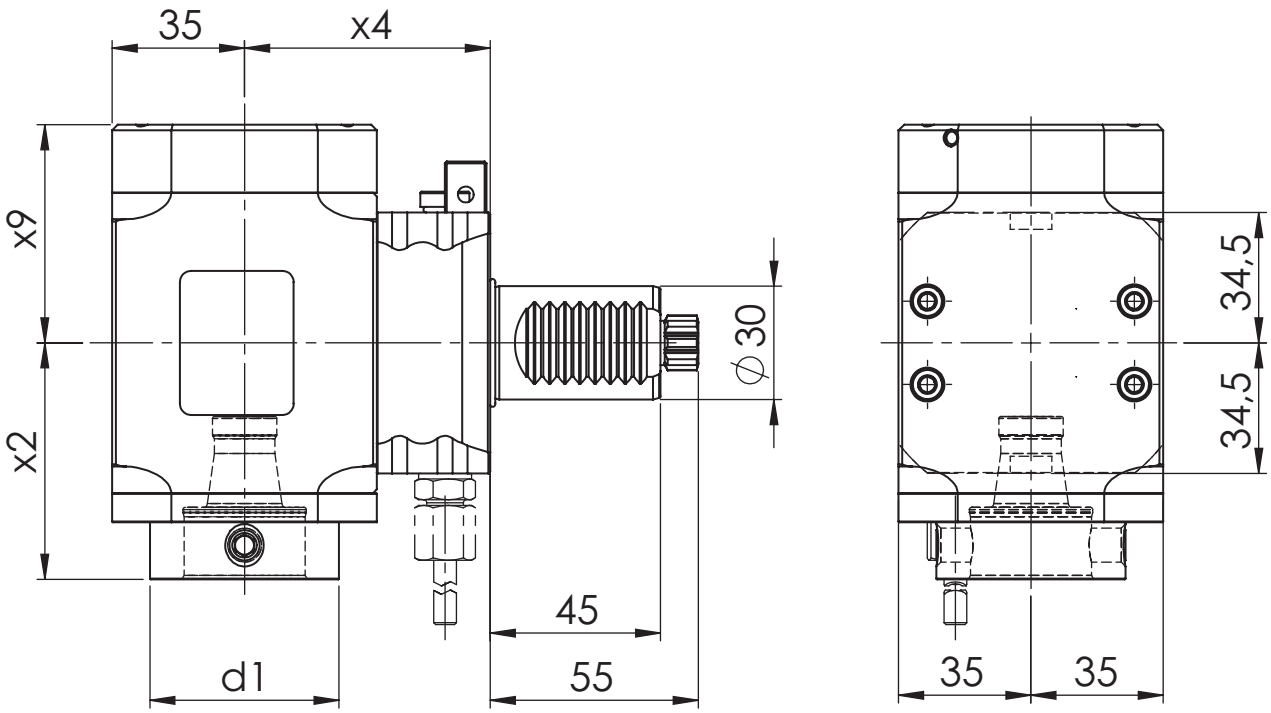

[mm] **d1**	[mm] **x2**	[mm] **x4**	[mm] **x9**	Spindle **Spindel**	[Nm] **T max**	[rpm] **n max**	**i**	ec **Ak**	ic **Ik**	[bar] **p**	Version **Ausführung**	Order no. **Bestellnummer**
50	62,5	65	48,7	WFB 32-20	25	6.000	1:1	x			R	MPU.M30.B32.RA0.5482R
50	62,5	65	57,7	WFB 32-20	25	6.000	1:1	x	x	80	R	MPU.M30.B32.RE0.5482R

Spare Parts
Ersatzteile

threaded taper pin **Kegelgewindestift**	Spindle **Spindel**	Tightening torque [Nm] **Anzugsmoment [Nm]**	Oder no **Bestellnummer**
M10X1	WFB 32-20	20	WFS.M10X1X11

Sauter DIN 5482

Radial Bohr- und Fräskopf
Radial drilling and milling head

WG 35



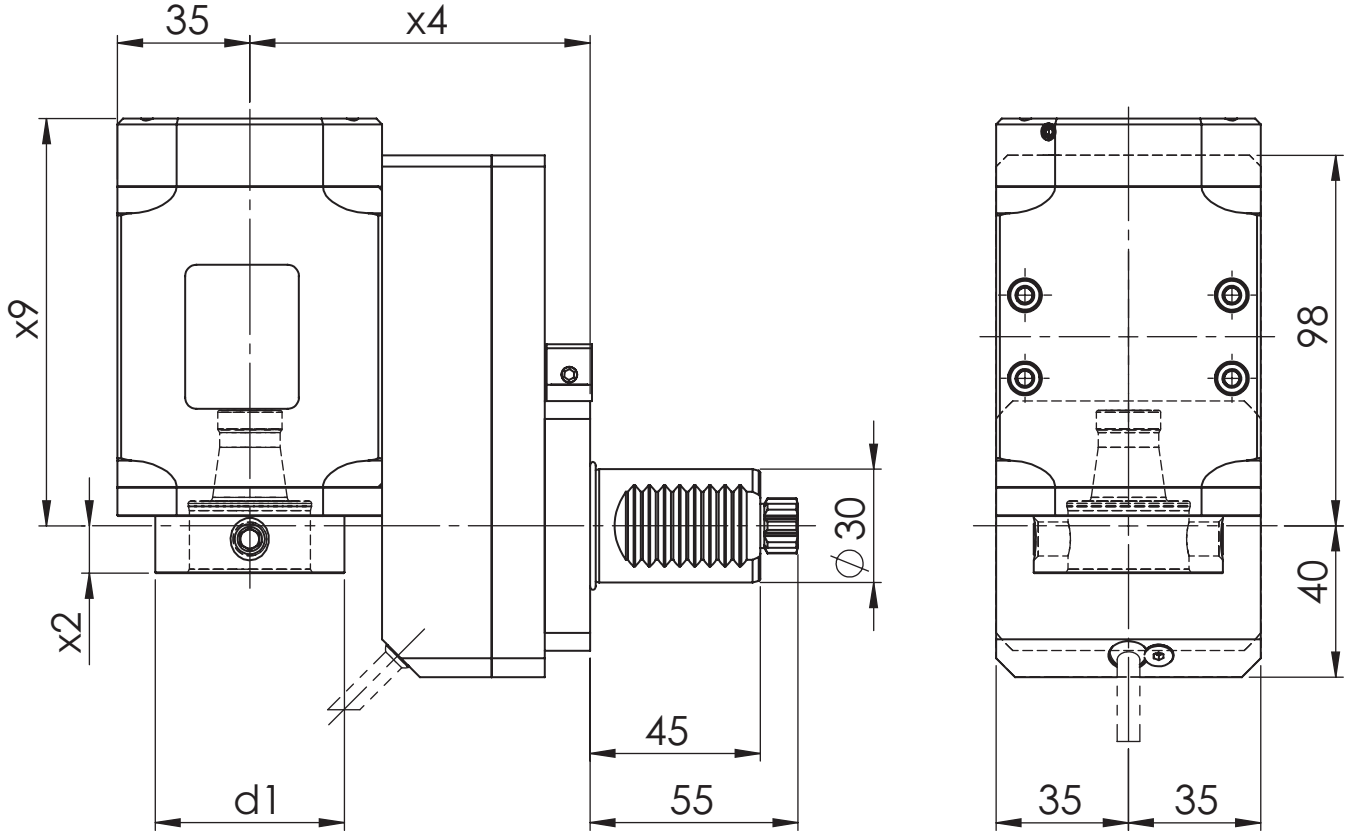

[mm] **d1**	[mm] **x2**	[mm] **x4**	[mm] **x9**	Spindle **Spindel**	[Nm] **T max**	[rpm] **n max**	**i**	ec **Ak**	ic **Ik**	[bar] **p**	Version **Ausführung**	Order no. **Bestellnummer**
50	12,5	90	98,7	WFB 32-20	25	6.000	1:1	x			R	MPU.M30.B32.VA0.5482R
50	12,5	90	107,7	WFB 32-20	25	6.000	1:1	x	x	80	R	MPU.M30.B32.VE0.5482R
50	12,5	90	98,7	WFB 32-20	50	3.000	2:1	x			R	MPU.M30.B32.WA0.5482R
50	12,5	90	107,7	WFB 32-20	50	3.000	2:1	x	x	80	R	MPU.M30.B32.WE0.5482R
50	12,5	90	98,7	WFB 32-20	15	12.000	1:2	x			R	MPU.M30.B32.XA0.5482R
50	12,5	90	107,7	WFB 32-20	15	12.000	1:2	x	x	80	R	MPU.M30.B32.XE0.5482R

Spare Parts
Ersatzteile

threaded taper pin **Kegelgewindestift**	Spindle **Spindel**	Tightening torque [Nm] **Anzugsmoment [Nm]**	Oder no **Bestellnummer**
M10X1	WFB 32-20	20	WFS.M10X1X11



Sauter DIN 5482

Axial Bohr- und Fräskopf
Axial drilling and milling head

WG 35

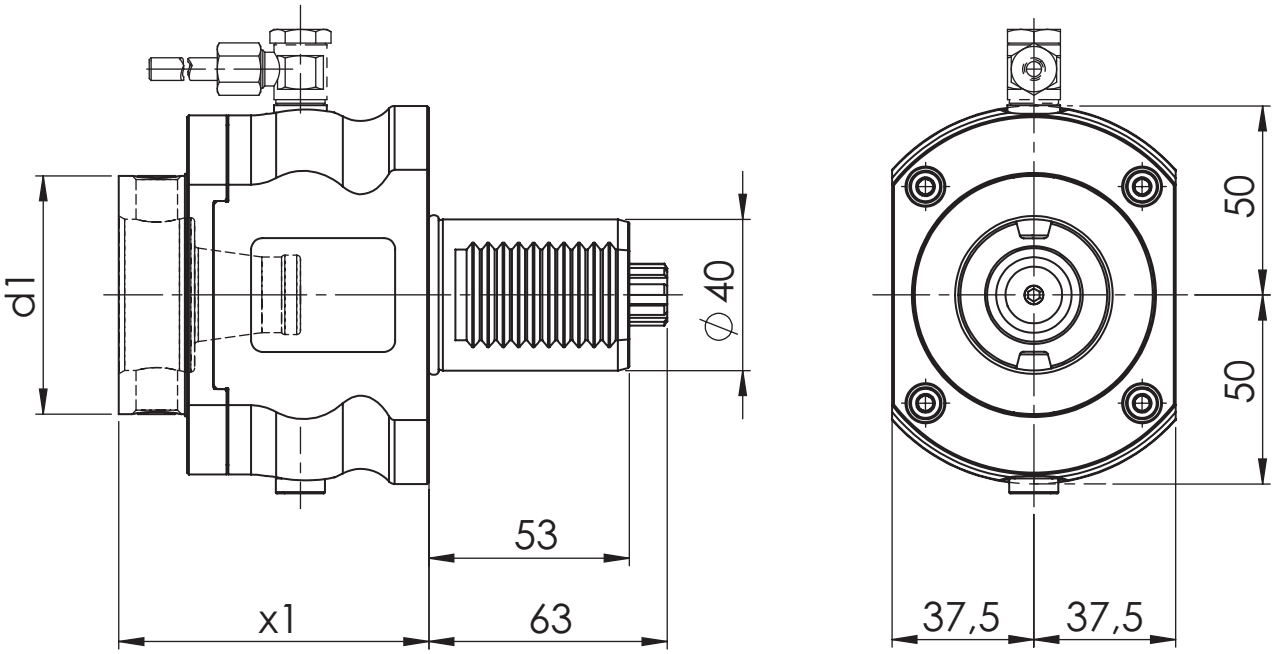

[mm] **d1**	[mm] **x1**	Spindle **Spindel**	[Nm] **T max**	[rpm] **n max**	**i**	ec **Ak**	ic **Ik**	[bar] **p**	Version **Ausführung**	Order no. **Bestellnummer**
63	82	WFB 40-25	50	6.000	1:1	x				MPU.M40.B40.AA0.5482
63	82	WFB 40-25	50	6.000	1:1	x	x	20		MPU.M40.B40.AE0.5482

Spare Parts
Ersatzteile

threaded taper pin **Kegelgewindestift**	Spindle **Spindel**	Tightening torque [Nm] **Anzugsmoment [Nm]**	Oder no **Bestellnummer**
M12x1	WFB 40-25	25	WFS.M12X1

Sauter DIN 5482

Radial Bohr- und Fräskopf
Radial drilling and milling head

WG 35



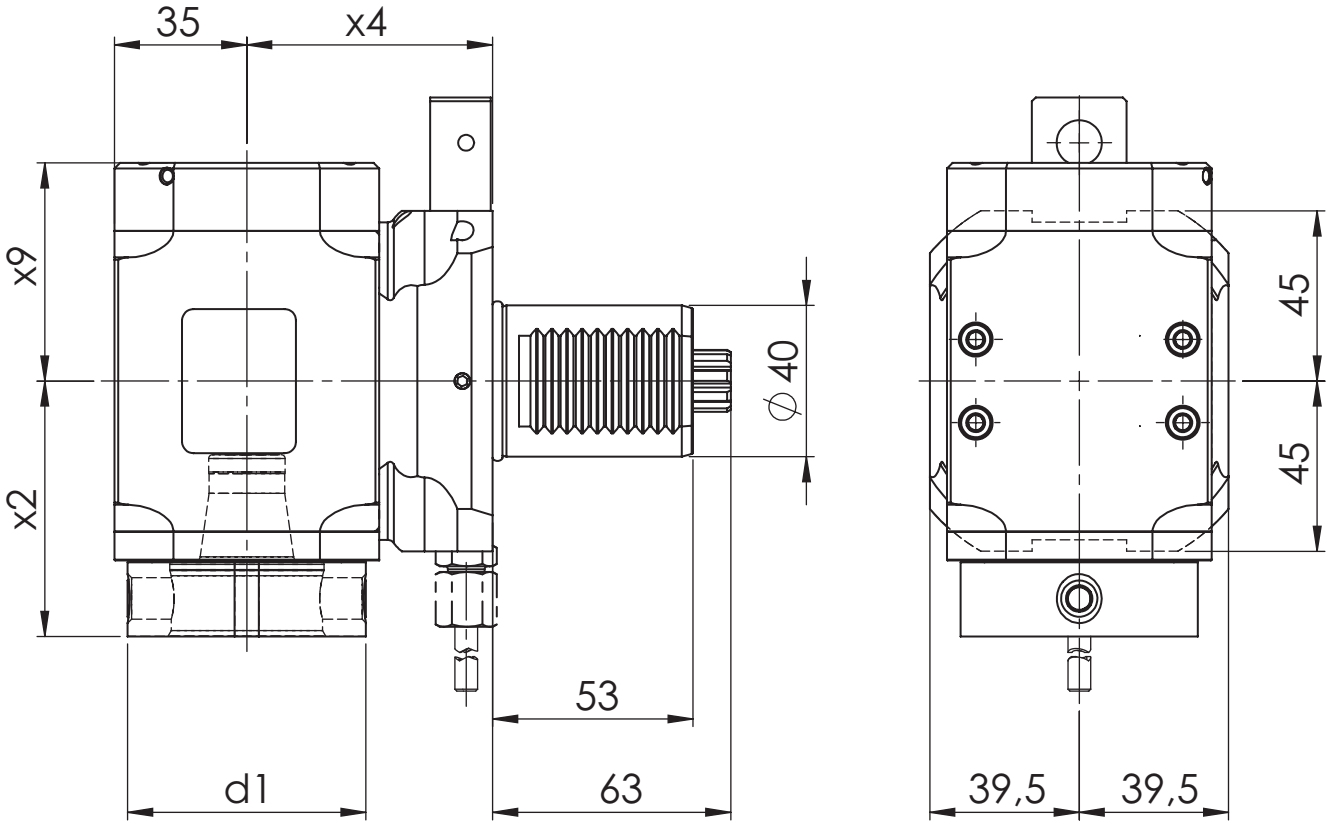

[mm] **d1**	[mm] **x2**	[mm] **x4**	[mm] **x9**	Spindle **Spindel**	[Nm] **T max**	[rpm] **n max**	**i**	ec **Ak**	ic **Ik**	[bar] **p**	Version **Ausführung**	Order no. **Bestellnummer**
63	67,5	65	48,7	WFB 40-25	50	6.000	1:1	x			R	MPU.M40.B40.RA0.5482R
63	67,5	65	57,7	WFB 40-25	50	6.000	1:1	x	x	80	R	MPU.M40.B40.RE0.5482R

Spare Parts
Ersatzteile

threaded taper pin **Kegelgewindestift**	Spindle **Spindel**	Tightening torque [Nm] **Anzugsmoment [Nm]**	Oder no **Bestellnummer**
M12x1	WFB 40-25	25	WFS.M12X1



Sauter DIN 5482

Radial Bohr- und Fräskopf
Radial drilling and milling head

WG 35

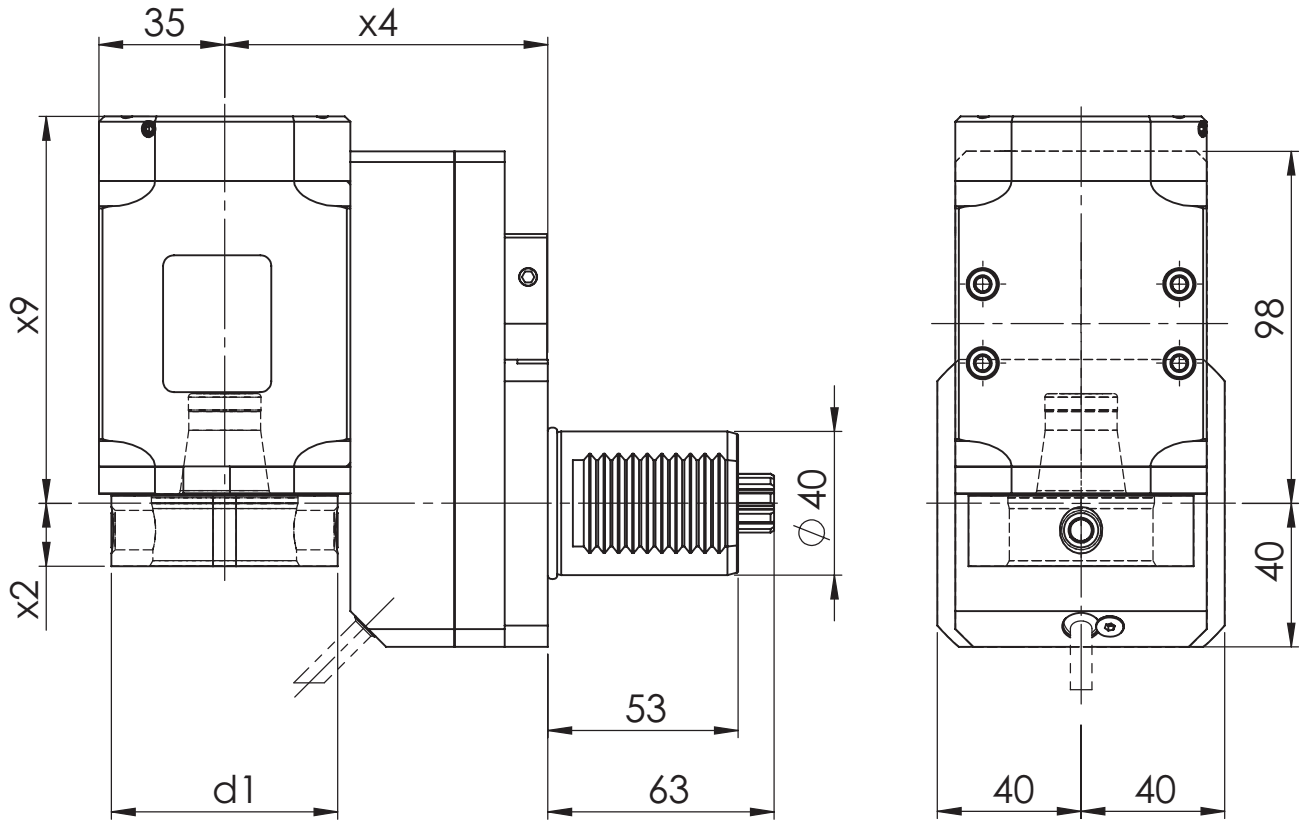

[mm] **d1**	[mm] **x2**	[mm] **x4**	[mm] **x9**	Spindle **Spindel**	[Nm] **T max**	[rpm] **n max**	**i**	ec **Ak**	ic **Ik**	[bar] **p**	Version **Ausführung**	Order no. **Bestellnummer**
63	17,5	90	98,7	WFB 40-25	50	6.000	1:1	x			R	MPU.M40.B40.VA0.5482R
63	17,5	90	107,7	WFB 40-25	50	6.000	1:1	x	x	80	R	MPU.M40.B40.VE0.5482R
63	17,5	90	98,7	WFB 40-25	100	3.000	2:1	x			R	MPU.M40.B40.WA0.5482R
63	17,5	90	107,7	WFB 40-25	100	3.000	2:1	x	x	80	R	MPU.M40.B40.WE0.5482R
63	17,5	90	98,7	WFB 40-25	25	12.000	1:2	x			R	MPU.M40.B40.XA0.5482R
63	17,5	90	107,7	WFB 40-25	25	12.000	1:2	x	x	80	R	MPU.M40.B40.XE0.5482R

Spare Parts
Ersatzteile

threaded taper pin **Kegelgewindestift**	Spindle **Spindel**	Tightening torque [Nm] **Anzugsmoment [Nm]**	Oder no **Bestellnummer**
M12x1	WFB 40-25	25	WFS.M12X1

Sauter DIN 5482

Axial Bohr- und Fräskopf
Axial drilling and milling head

WG 35

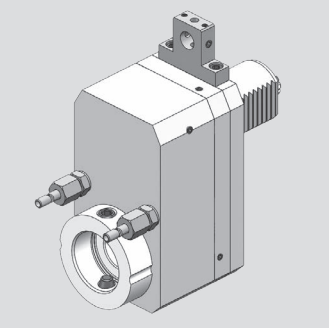

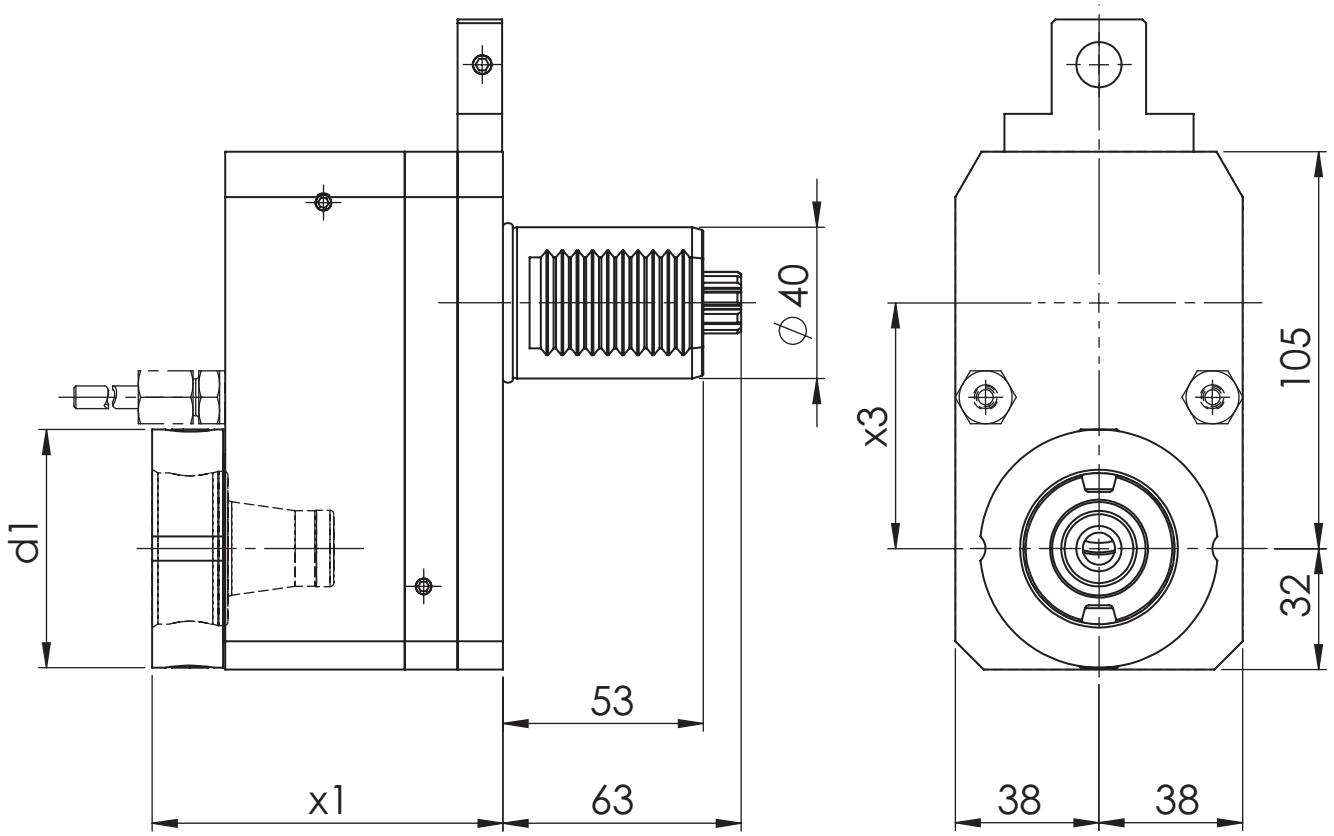

[mm] **d1**	[mm] **x1**	[mm] **x3**	Spindle **Spindel**	[Nm] **T max**	[rpm] **n max**	**i**	ec **Ak**	ic **Ik**	[bar] **p**	Version **Ausführung**	Order no. **Bestellnummer**
63	92,8	65	WFB 40-25	50	6.000	1:1	x			R	MPU.M40.B40.ZA0.5482R
63	92,8	65	WFB 40-25	50	6.000	1:1	x	x	80	R	MPU.M40.B40.ZE0.5482R

Spare Parts
Ersatzteile

threaded taper pin **Kegelgewindestift**	Spindle **Spindel**	Tightening torque [Nm] **Anzugsmoment [Nm]**	Oder no **Bestellnummer**
M12x1	WFB 40-25	25	WFS.M12X1

Modulare Aggregatetechnik

SPINNER

W&F Werkzeugtechnik



Katalog SPI-01

Werkzeugtechnik

Inhaltsverzeichnis für SPINNER

Table of contents for SPINNER

Beschreibung / Description	Seite / Page
SPINNER Schafttyp VDI 30	**18.1 - 18.3**
SPINNER Schafttyp VDI 30	**18.4 - 18.6**

SPINNER

Axial Bohr- und Fräskopf
Axial drilling and milling head

WG 35



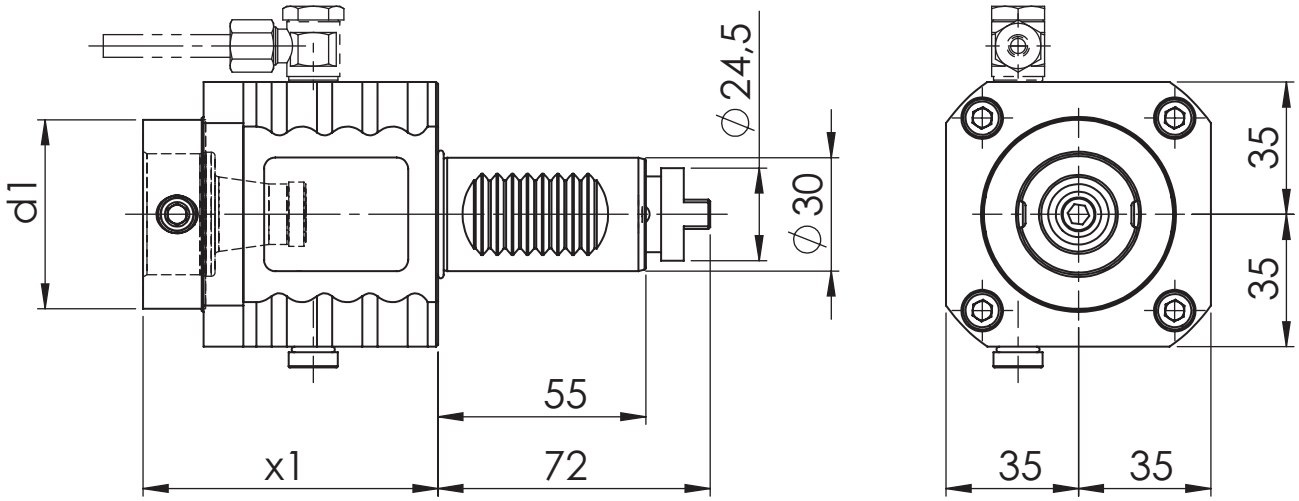

[mm] **d1**	[mm] **x1**	Spindle **Spindel**	[Nm] **T max**	[rpm] **n max**	**i**	ec **Ak**	ic **Ik**	[bar] **p**	Version **Ausführung**	Order no. **Bestellnummer**
50	78	WFB 32-20	25	6.000	1:1	x				MPU.M30.B32.AA0.1530
50	78	WFB 32-20	25	6.000	1:1	x	x	20		MPU.M30.B32.AE0.1530

Spare Parts
Ersatzteile

threaded taper pin **Kegelgewindestift**	Spindle **Spindel**	Tightening torque [Nm] **Anzugsmoment [Nm]**	Oder no **Bestellnummer**
M10X1	WFB 32-20	20	WFS.M10X1X11



SPINNER

Radial Bohr- und Fräskopf
Radial drilling and milling head

WG 35

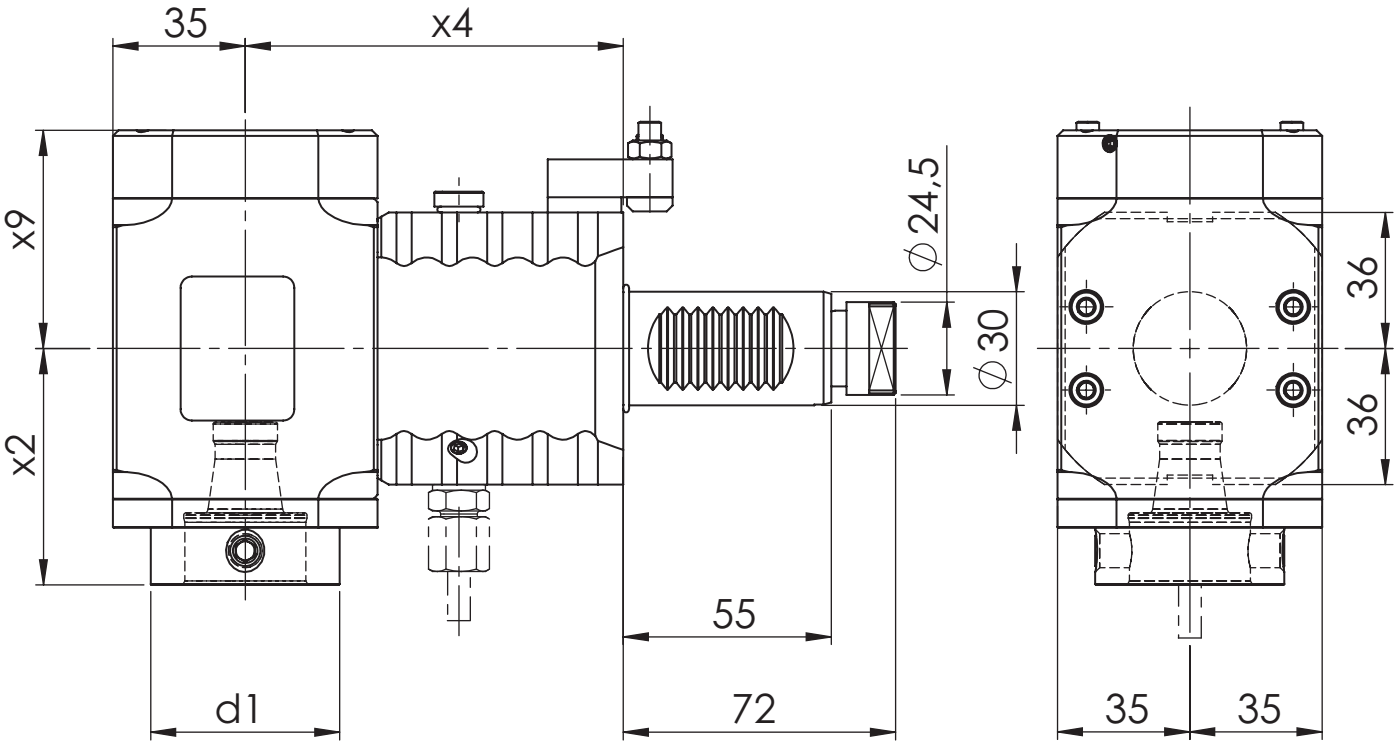

[mm] **d1**	[mm] **x2**	[mm] **x4**	[mm] **x9**	Spindle **Spindel**	[Nm] **T max**	[rpm] **n max**	**i**	ec **Ak**	ic **Ik**	[bar] **p**	Version **Ausführung**	Order no. **Bestellnummer**
50	62,5	100	48,7	WFB 32-20	25	6.000	1:1	x			L/R	MPU.M30.B32.PA0.1539D
50	62,5	100	57,7	WFB 32-20	25	6.000	1:1	x	x	80	L/R	MPU.M30.B32.PE0.1539D

Spare Parts
Ersatzteile

threaded taper pin **Kegelgewindestift**	Spindle **Spindel**	Tightening torque [Nm] **Anzugsmoment [Nm]**	Oder no **Bestellnummer**
M10X1	WFB 32-20	20	WFS.M10X1X11

SPINNER

Radial Bohr- und Fräskopf
Radial drilling and milling head

WG 35



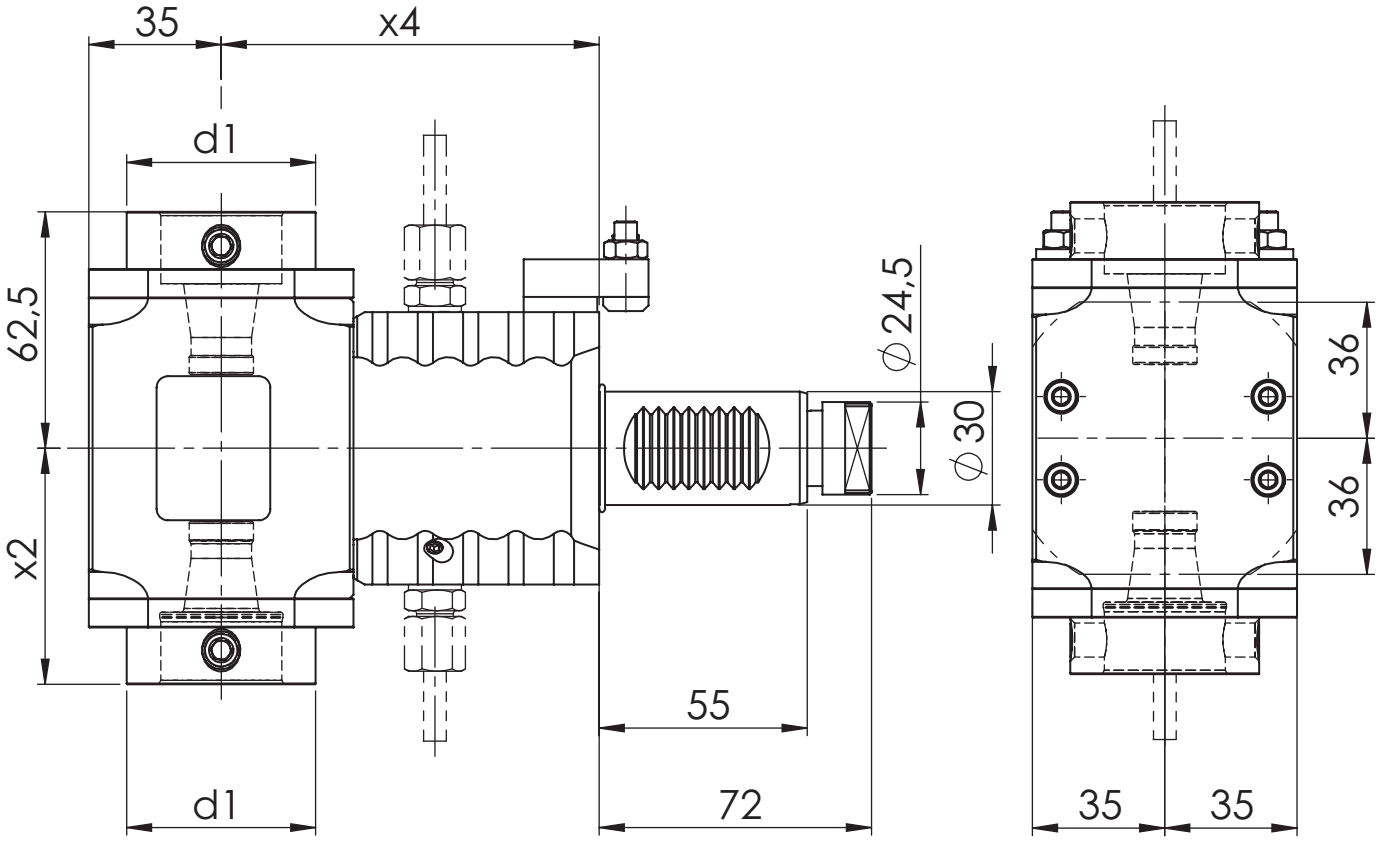

[mm] **d1**	[mm] **x2**	[mm] **x4**	Spindle **Spindel**	[Nm] **T max**	[rpm] **n max**	**i**	ec **Ak**	ic **Ik**	[bar] **p**	Version **Ausführung**	Order no. **Bestellnummer**
50	62,5	100	WFB 32-20	25	6.000	1:1	x				MPU.M30.B32.2P0.1539

Spare Parts
Ersatzteile

threaded taper pin **Kegelgewindestift**	Spindle **Spindel**	Tightening torque [Nm] **Anzugsmoment [Nm]**	Oder no **Bestellnummer**
M10X1	WFB 32-20	20	WFS.M10X1X11



SPINNER

Axial Bohr- und Fräskopf
Axial drilling and milling head

WG 35

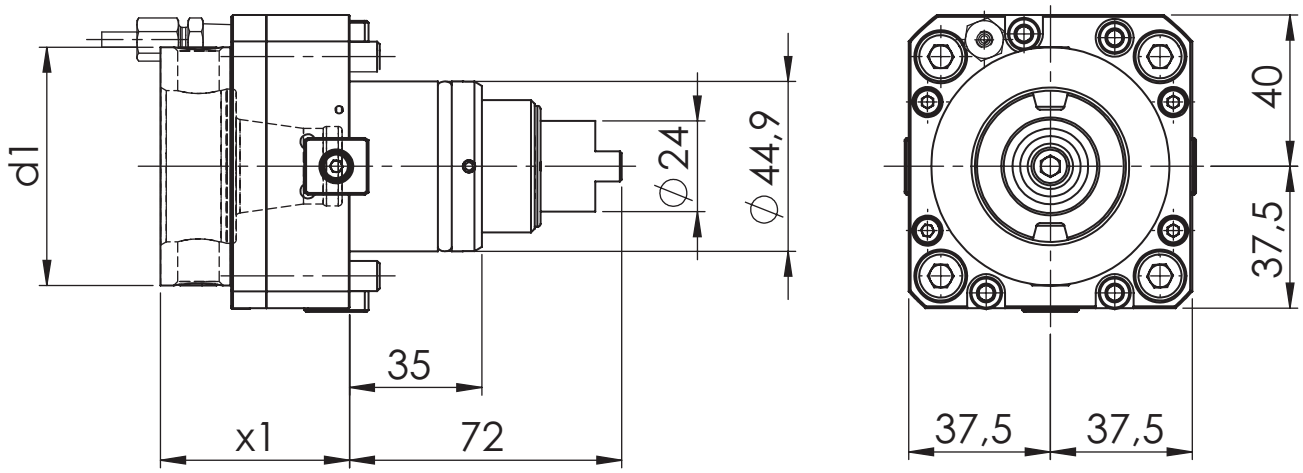

[mm] **d1**	[mm] **x1**	Spindle **Spindel**	[Nm] **T max**	[rpm] **n max**	**i**	ec **Ak**	ic **Ik**	[bar] **p**	Version **Ausführung**	Order no. **Bestellnummer**
50	50	WFB 32-20	25	6.000	1:1	x				MPU.Z45.B32.AA0.TC600
50	50	WFB 32-20	25	6.000	1:1	x	x	80		MPU.Z45.B32.AE0.TC600
63	50	WFB 40-25	25	6.000	1:1	x				MPU.Z45.B40.AA0.TC600
63	50	WFB 40-25	25	6.000	1:1	x	x	80		MPU.Z45.B40.AE0.TC600

Spare Parts
Ersatzteile

threaded taper pin **Kegelgewindestift**	Spindle **Spindel**	Tightening torque [Nm] **Anzugsmoment [Nm]**	Oder no **Bestellnummer**
M10X1	WFB 32-20	20	WFS.M10X1X11
M12x1	WFB 40-25	25	WFS.M12X1

SPINNER

Radial Bohr- und Fräskopf
Radial drilling and milling head

WG 35



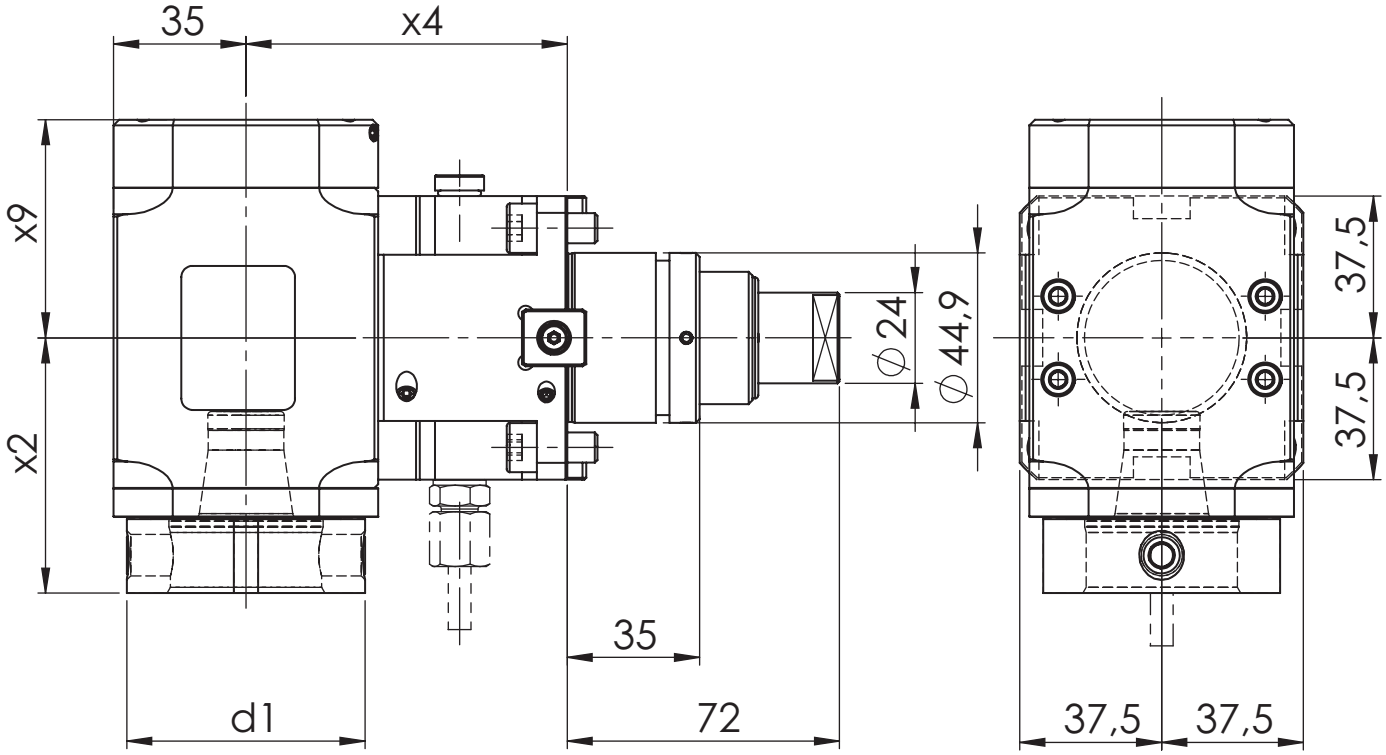

[mm] **d1**	[mm] **x2**	[mm] **x4**	[mm] **x9**	Spindle **Spindel**	[Nm] **T max**	[rpm] **n max**	**i**	ec **Ak**	ic **Ik**	[bar] **p**	Version **Ausführung**	Order no. **Bestellnummer**
50	62,5	85	48,7	WFB 32-20	25	6.000	1:1	x				MPU.Z45.B32.RA0.TC600
50	62,5	85	57,7	WFB 32-20	25	6.000	1:1	x	x	80		MPU.Z45.B32.RE0.TC600
63	67,5	85	48,7	WFB 40-25	25	6.000	1:1	x				MPU.Z45.B40.RA0.TC600
63	67,5	85	57,7	WFB 40-25	25	6.000	1:1	x	x	80		MPU.Z45.B40.RE0.TC600

Spare Parts
Ersatzteile

threaded taper pin **Kegelgewindestift**	Spindle **Spindel**	Tightening torque [Nm] **Anzugsmoment [Nm]**	Oder no **Bestellnummer**
M10X1	WFB 32-20	20	WFS.M10X1X11
M12x1	WFB 40-25	25	WFS.M12X1



SPINNER

Radial Bohr- und Fräskopf
Radial drilling and milling head

WG 35

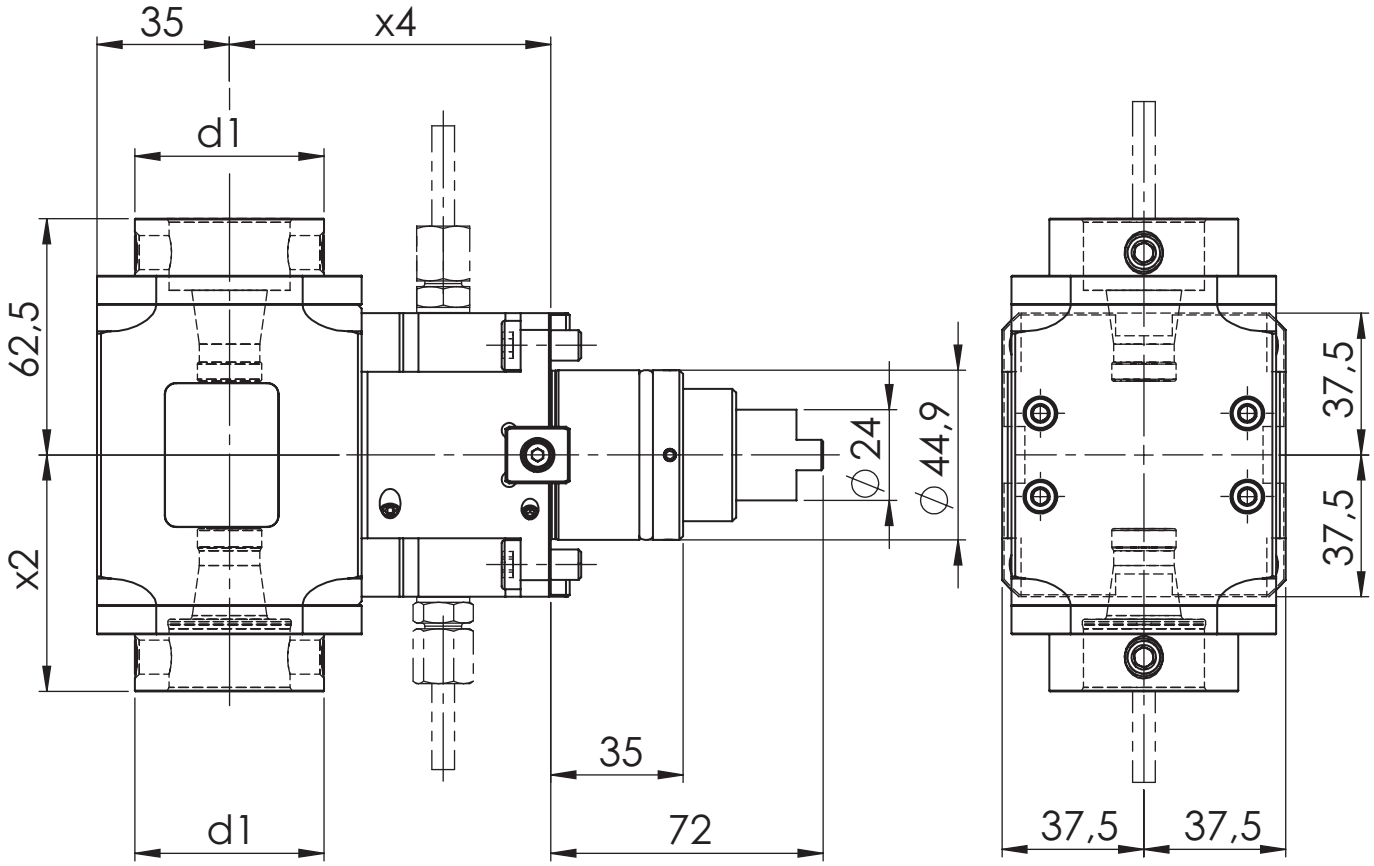

[mm] **d1**	[mm] **x2**	[mm] **x4**	Spindle **Spindel**	[Nm] **T max**	[rpm] **n max**	**i**	ec **Ak**	ic **Ik**	[bar] **p**	Version **Ausführung**	Order no. **Bestellnummer**
50	62,5	85	WFB 32-20	25	6.000	1:1	x				MPU.Z45.B32.2A0.TC600

Spare Parts
Ersatzteile

threaded taper pin **Kegelgewindestift**	Spindle **Spindel**	Tightening torque [Nm] **Anzugsmoment [Nm]**	Oder no **Bestellnummer**
M10X1	WFB 32-20	20	WFS.M10X1X11

Modulare Aggregatetechnik

WFB Adapter

Werkzeugtechnik

Katalog
WFB-02

Werkzeugtechnik

Inhaltsverzeichnis für WFB-Adapter

Table of contents for WFB-adapter

Beschreibung / Description	Seite / Page
WFB - Aufsatz WFB top piece	**19.2**
Gebrauch und Wartung der WFB-Schnittstelle Handling and maintenance for WFB connection	**19.3**
Produkt-Vorteile der WFB-Schnittstelle	**19.4 - 19.5**
Product advantages of WFB connection	**19.6 - 19.7**
WFB - Produktübersicht (Auszug) WFB - Product overview	**19.8 - 19.9**
WFB - Grundaufnahmen / Voreinstelladapter WFB - Master shanks	**19.10 - 19.11**
WFB - Weldon für Zylinderschäfte DIN 1835 B WFB - Weldon for parallel shanks	**19.12 - 19.15**
WFB - WN für Zylinderschäfte DIN 1835 E WFB - Whistle Notch for parallel shanks	**19.16- 19.19**
WFB - Schrumpffutter WFB - Shrink fit chucks	**19.20 - 19.23**
Bedienungsanleitung für zweigeteilte Schrumpffutter System WFB Operation instructions for two split shrink fit chucks system WFB	**19.24**
WFB - Sägeblattaufnahmen WFB - Tool holders for saw blade	**19.25**
WFB - Spannzangenfutter 8° Typ ER WFB - Collet chucks 8° type ER	**19.26- 19.27**
WFB - Softsynchro® mit IKZ WFB - Softsynchro® with internal cooling system	**19.28**
WFB - Hydro-Dehnspannfutter WFB - Hydraulic expansion chuck	**19.29**
WFB-Drehhalter W-T mit IKZ WFB - Turning tool holder W-T with internal cooling system	**19.30**
WFB-Klemmhalter W-T HORN Mini mit IKZ WFB - Toolholder W-T HORN Mini with internal cooling system	**19.31**

Inhaltsverzeichnis für WFB-Adapter

Table of contents for WFB-adapter

Werkzeugtechnik

Beschreibung / Description	Seite / Page
WFB-Klemmhalter W-T HORN Supermini® mit IKZ WFB - Toolholder W-T HORN Supermini® with internal cooling system	**19.32**
WFB - HORN Fräserschaft mit IKZ WFB - HORN milling shank with internal cooling	**19.33**
WFB-Bohrstangenhalter WFB - Boring bar holder	**19.34**
WFB - Aufsteckfräserdorne mit IKZ WFB - Milling machine arbors with internal cooling system	**19.35**
WFB - Verschlussstopfen WFB - Closing plug	**19.36**
WFB - Reduzierungen / Verlängerunge WFB - Reductions / Extensions	**19.37**
WFB - Kontrolldorne WFB - Test arbors	**19.38**
WFB - Bohrstangen-Rohlinge WFB - Boring bar-blanks	**19.39**
Spannzangen-Sätze mit Holzsockel System ER / ESX Collets System ER / ESX in wooden board	**19.41**
Spannzangen System ER / ESX ER11 / ER16 / ER20 Collets System ER / ESX	**19.42**
Spannzangen System ER / ESX ER25 / ER32 / ER40 Collets System ER / ESX	**19.43**
WFB - Ersatzteile / Zubehör WFB - Spare parts / Accessories	**19.44**

WG = Warengruppe
Article group

WG 11 = _____

WG 35 = _____

Werkzeugtechnik

WFB - Aufsatz für Zoller Einstell- und Messgeräte

WFB - Top piece for Zoller Presetter

WG 35

ZOLLER
faszination messen®

WFB-Aufsatz
WFB top piece

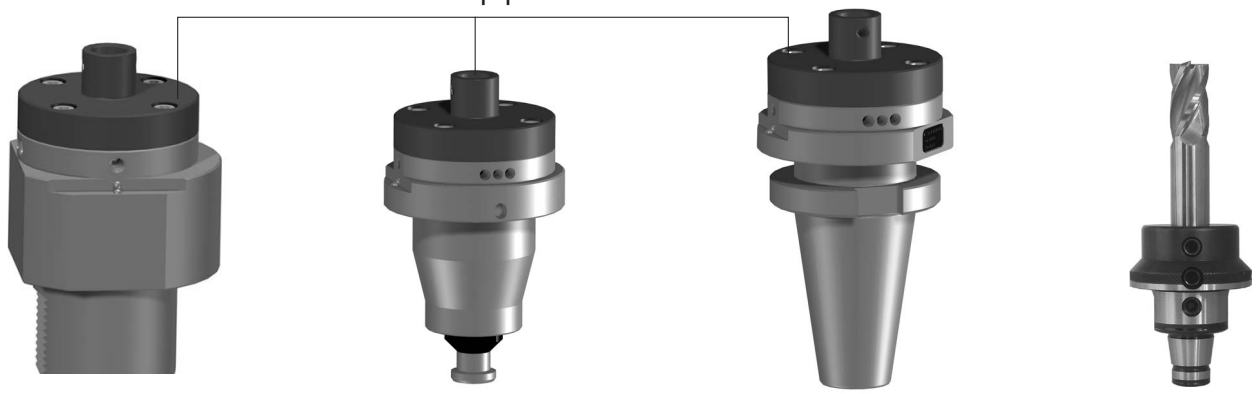

Adapter >>GA<< | **Vorsatzhalter Gr.I** Tool post size I | **Adapter SK50** | **WFB-Adapter**

Der WFB-Adapter wird über 2 Kegelgewindestifte im WFB-Aufsatz fixiert und ist somit optimal positioniert.
The WFB-Adaper will be fixed in the WFB top piece via 2 threaded taper pins and is thus optimally positioned.

Durch die 100%-ige Einstellbarkeit der Adaptersysteme auf einem ZOLLER Einstell- und Messgerät reduziert sich die Maschinenrüstzeit nahezu gegen null. Teurer Maschinenstillstand kann somit vermieden werden.
Thanks to the excellent adjustability of the adapter systems on ZOLLER tool presetter and measuring machines setup times are reduced towards zero thus avoiding expensive machine downtimes.

WFB top piece **WFB-Aufsatz**	Adapter >>GA<< **Art.-Nr. / Item no.**	Vorsatzhalter Gr.I / Tool post size I **Art.-Nr. / Item no.**	Adapter SK50 / ISO 50 **Art.-Nr. / Item no.**
WFB20-12	WFB.6120.Y50	WFB.6020.Y50	WFB.6320.Y50
WFB24-16	WFB.6121.Y50	WFB.6021.Y50	WFB.6321.Y50
WFB32-20	WFB.6122.Y50	WFB.6022.Y50	WFB.6322.Y50
WFB40-25	WFB.6123.Y50	WFB.6023.Y50	WFB.6323.Y50
WFB50-32	WFB.6124.Y50	WFB.6024.Y50	WFB.6324.Y50

*erhältlich bei Firma E. ZOLLER GmbH & Co. KG

- ✓ Hohe Wechselgenauigkeiten (<2µ) und absoluter Formschluss
  High changing accuracy (<2µ) and absolute form fit
- ✓ Optimale Kraftübertragung und Steifigkeit durch kompakten Aufbau
  Optimum power transmission and rigidity thanks to a compact assembly
- ✓ Flexible Anwendungsmöglichkeiten, wie z. B. Spannzangenfutter, Weldon, Schrumpffutter u. v. a. m.
  Flexible application spectrum, e.g. collet chucks, weldon, shrink fit chucks and others
- ✓ Für angetriebene oder feststehende Werkzeuge geeignet
  Suitable for driven or stationary tools
- ✓ Einsetzbar in Dreh- und Fräsmaschinen und Bearbeitungszentren
  To be used in turning and milling machines and machining centres
- ✓ Einfacher und günstiger Spannmechanismus durch 2 Kegelgewindestifte
  Simple and convenient clamping mechanism via 2 threaded taper pins
- ✓ Geringe Rüstzeiten
  Reduced setup times
- ✓ Modular aufgebautes System, keine aufwändigen Sonderwerkzeughalter notwendig
  Modular designed system, no complex tool holders required

Gebrauch und Wartung der WFB-Schnittstelle

Handling and maintenance for WFB connection

WG 35

Werkzeugtechnik

Hinweis zur Befestigung
Zunächst einen Kegelgewindestift anziehen, dabei 1-2 mal lösen und wieder anziehen. Dadurch wird eine optimale Positionierung der Bauteile erreicht. Der 2. Kegelgewindestift wird nun ebenfalls (wie oben angeführt) angezogen. Empfohlene Drehmomente entnehmen Sie der unteren Tabelle.

Advice for fixing
First tighten one threaded taper pin, in doing so 1 or 2 times unscrew and tighten again. Thereby you get an optimum positioning of the components. The second threaded taper pin you will thighten with the same method. Recommended locking torque see in the lower table.

Pflege und Wartung
Die Oberflächen der Planflächen, der Kegelbohrung und Kegelzapfen sind vor Gebrauch zu reinigen und mit einem Öl-Schmierfilm zu versehen. Um eine optimale Befestigung und Lösbarkeit der Kegelgewindestifte zu erreichen, wird empfohlen die Kegelgewindestifte mit z.B. Molykote 1000 oder einer ähnlichen Heiss-Schraubenpaste zu behandeln.

Support and maintenance
The surface of the face, the cone drill and cone pin must be cleaning and lubricate with oil before using. To reach an optimum fixing and resolvability of the threaded taper pins, are recommended to use for example Molykote 1000 or something similar.

Empfohlene Anzugsdrehmomente
Recommended locking torque

Größe	Kegelgewindestifte	Anzugs-Drehmoment
WFB 20-12	M6 x 0,75 / Torx 15 Plus	4 Nm
WFB 20-12	M6 x 1 / Torx T15	4 Nm
WFB 24-16	M8 x 1 / Torx T25	10 Nm
WFB 32-20	M10 x 1	20 Nm
WFB 40-25	M12 x 1	25 Nm
WFB 50-32	M14 x 1	30 Nm

Empfohlene Anzugsdrehmomente beim Einsatz von Kontrolldornen
Recommended locking torque when running test arbors

Größe	Kegelgewindestifte	Anzugs-Drehmoment
WFB 20-12	M6 x 0,75 / Torx 15 Plus	2 Nm
WFB 20-12	M6 x 1 / Torx T15	2 Nm
WFB 24-16	M8 x 1 / Torx T25	5 Nm
WFB 32-20	M10 x 1	10 Nm
WFB 40-25	M12 x 1	10 Nm
WFB 50-32	M14 x 1	15 Nm

Werkzeugtechnik

Produkt-Vorteile der WFB-Schnittstelle

WG 35

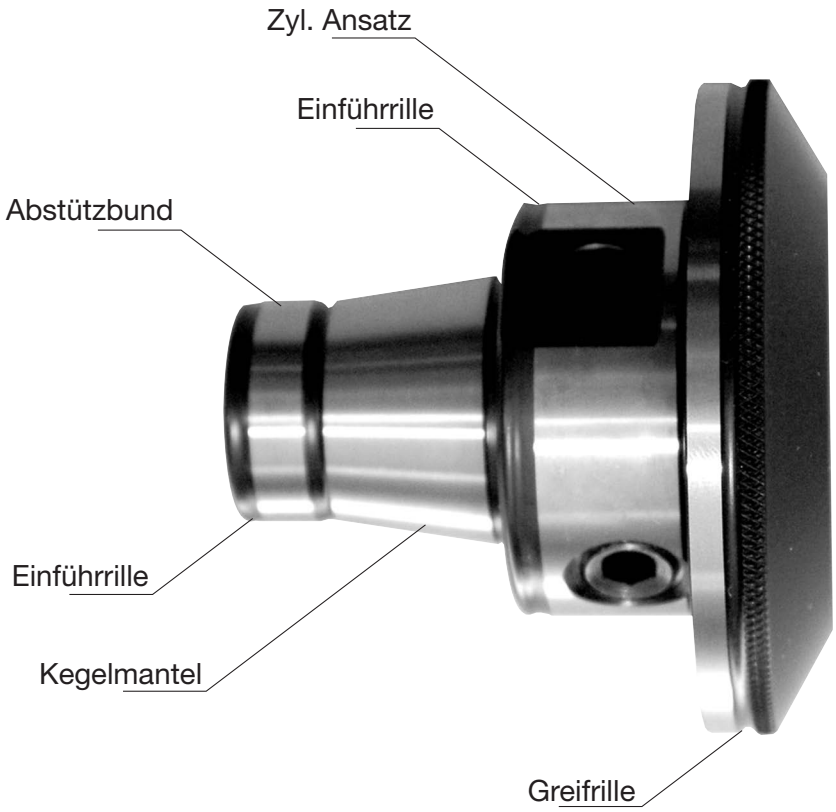

Präzise
Die Kegel/Plananlage mit zylindrischer Abstützung gewährleistet höchste Genauigkeit (2µ) und absoluten Form-schluß.

Flexibel
Spannzange, Weldon, Schrumpffutter, um nur die wichtigsten zu nennen, können alle in einen Grundhalter eingesetzt werden. Die Handhabung ist einfach und praxisgerecht.

Kompakt
Der extrem kompakte Aufbau gewährleistet eine optimale Kraftübertragung und Systemsteifigkeit. Daraus resultieren höhere Werkstückgenauigkeiten und verbesserte Produktivität.

Orientierte Schneidenlage
Auf Umschlag < 10 µ

Reinigung
Einfach, da überall leicht zugänglich.

Produkt-Vorteile der WFB-Schnittstelle

WG 35

Werkzeugtechnik

Wirtschaftlich
Sie benötigen weniger aufwändige, teure Sonderwerkzeughalter, die Werkzeugstandzeiten verlängern sich erheblich. Die Folge ist die deutliche Minimierung Ihrer Gesamtwerkzeug-kosten. Mit dem WFB-System helfen wir Ihnen Ihre Drehmaschine künftig wirklich wirtschaftlich einzusetzen, und teure Nebenzeiten einzusparen. Das neue modulare WFB-System von W&F eröffnet Ihnen hinsichtlich der Präzision und der Flexibilität völlig neue Dimensionen in der Fertigungstechnik.

Spannmechanismus
Äußerst günstig durch 2 Kegelgewindestifte.

Schnell
Durch den Einsatz von Werkzeugen, die parallel zur Maschinenlaufzeit voreingestellt werden, reduziert sich die Maschinenrüstzeit nahezu auf Null. Teure Maschinenstillstandzeiten werden vermieden.

Universell
Sowohl für angetriebene als auch für feststehende Werkzeuge, sowie auf Fräsmaschinen und BAZ einsetzbar.

Schrumpfen
Nach vorne und nach innen möglich.

Werkzeugtechnik

Product advantages of WFB connection

WG 35

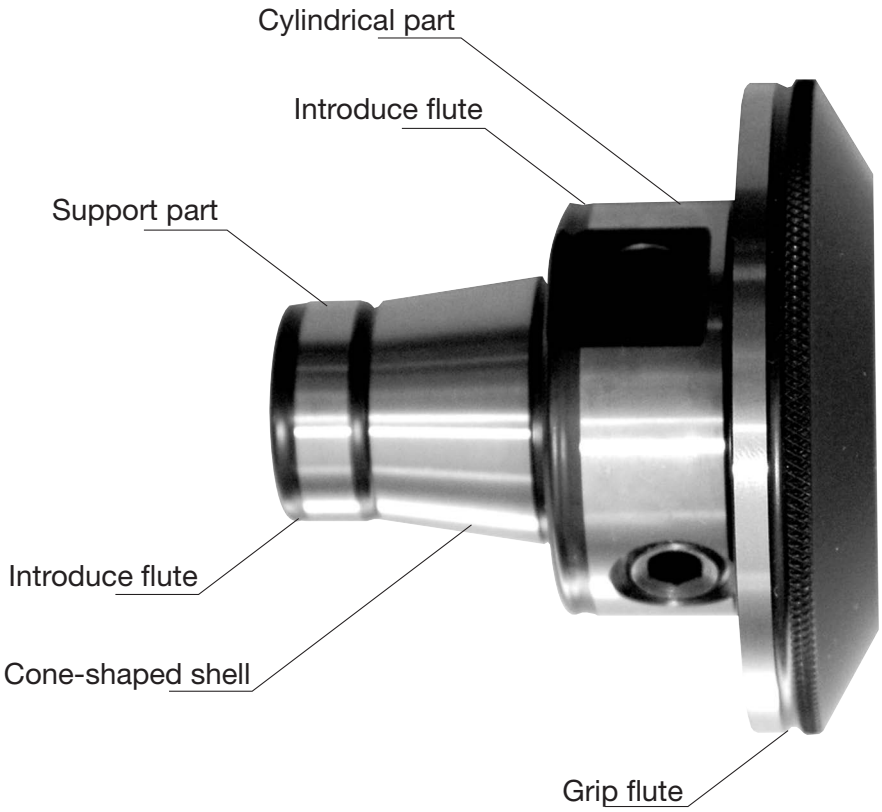

Precise
The taper/planned assets with cylindrical support guarantees highest precision (2µ) and completely form fit.

Flexibel
Collet, Weldon, schrink fit holder, etc., can be used in all master shanks. Easy and safe to handle. Collet, Weldon, schrink fit holder, etc., can be used in all master shanks. Easy and safe to handle.

Compact
The extrem compact construction guarantees an optimum load transmission and system rigidity. Out of it follow workpiece in higher precision and revised productivity.

Optimized position of cutting edge
Turnover < 10 µ

Cleaning
Simple because of good accessible.

Product advantages of WFB connection

WG 35

Werkzeugtechnik

Planned assets

Economical
You need less expensive special tool holders and the tool life will be extended. So you get a minimization of complete costs of tools. With the WFB-system we help you to use your turning machine profitable in the future and to save expensive non-productive time. The new modular WFB-system from W&F enable you with precision and flexibility new dimensions in the production technology.

Gripping mechanism
Exceedingly favorable through 2 threaded taper pins.

Quick
Pre-setting of tools can be effected out of the machine. Setting-up time will be nearly zero. Expensive machine dead time will be avoided.

Universal
Applicable in driven and static tool holder, as well as on milling machine and machining center.

Shrinking
Forward and inward possible.

Werkzeugtechnik

WFB - Produktübersicht (Auszug)

WFB - Product overview

WG 35

WFB - Aggregate
WFB - Aggregates

Axial

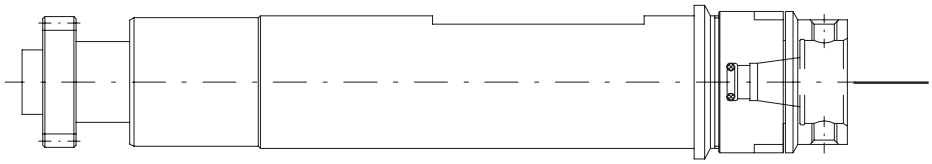

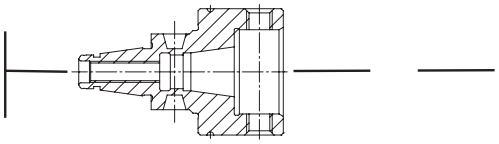

WFB - Verlängerungen
WFB - Extensions

Radial

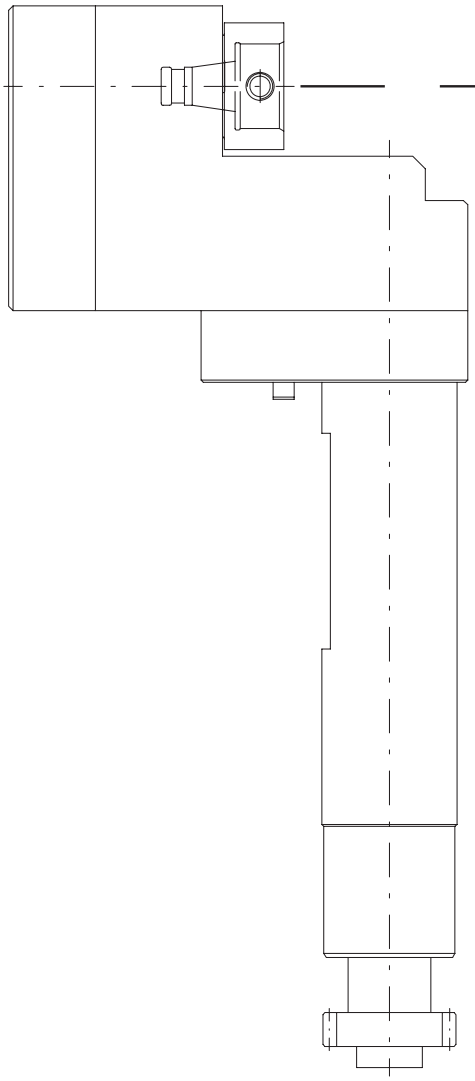

WFB - Produktübersicht (Auszug)

WFB - Product overview

WG 35

Werkzeugtechnik

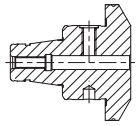

WFB - Weldon / Whistle Notch für Zylinderschäfte DIN 1835 B / E
WFB - Weldon / Whistle Notch for parallel shanks

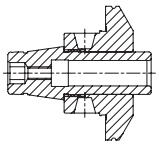

WFB - Schrumpffutter
WFB - Shrink fit chucks

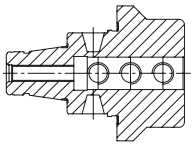

WFB - Bohrstangenhalter
WFB - Boring bar holder

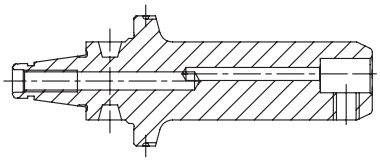

WFB - Klemmhalter W-T HORN Supermini® mit IKZ
WFB - Toolholder W-T HORN Supermini® with internal cooling system

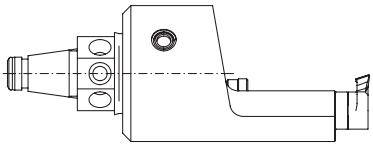

WFB - Klemmhalter W-T HORN Mini mit IKZ
WFB - Toolholder W-T HORN Mini with internal cooling system

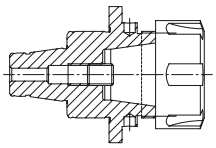

WFB - Spannzangenfutter 8° Typ ER
WFB - Collet chucks 8° type ER

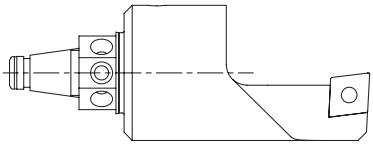

WFB - Drehhalter W-T mit IKZ
WFB - Turning tool holder W-T with internal cooling system

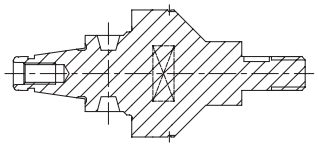

WFB - Sägeblattaufnahmen
WFB - Tool holders for saw blade

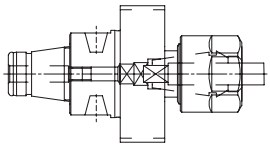

WFB - Softsynchro® mit IKZ
WFB - Softsynchro® with internal cooling system

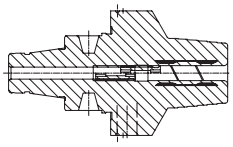

WFB - Hydro-Dehnspannfutter
WFB - Hydraulic expansion chuck

WFB - Grundaufnahmen / Voreinstelladapter

WFB - Master shanks

WG 35

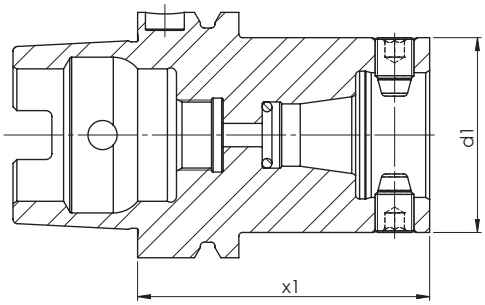

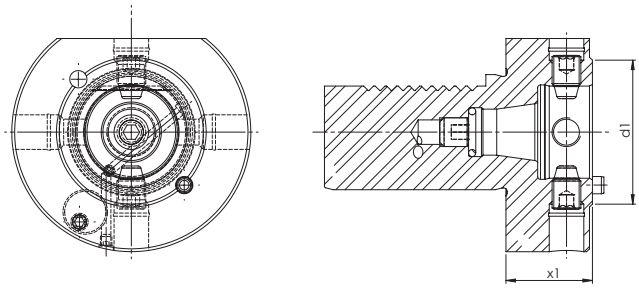

Size **Größe**	**Type** **Typ**	[mm] **d1**	[mm] **x1**	Order no. **Bestellnummer**
WFB20-12	HSK 63	30	55	WFB.020.H63
WFB24-16	HSK 63	40	65	WFB.024.H63
WFB32-20	HSK 40	50	40	WFB.032.H40
WFB32-20	HSK 63	50	75	WFB.032.H63
WFB32-20	HSK 100	50	75	WFB.032.H100
WFB 40-25	HSK 63	63	80	WFB.040.H63
WFB 40-25	HSK 100	63	90	WFB.040.H100
WFB 50-32	HSK 100	75	140	WFB.050.H100

Size **Größe**	**Type** **Typ**	[mm] **d1**	[mm] **x1**	Order no. **Bestellnummer**
WFB20-12	VDI 30	30	28	WFB.020.V30
WFB24-16	VDI 30	40	28	WFB.024.V30
WFB32-20	VDI 25	50	28	WFB.032.V25
WFB32-20	VDI 30	50	28	WFB.032.V30
WFB32-20	VDI 40	50	30	WFB.032.V40
WFB 40-25	VDI 40	63	30	WFB.040.V40
WFB 40-25	VDI 50	63	30	WFB.040.V50
WFB 50-32	VDI 50	75	35	WFB.050.V50

WFB - Grundaufnahmen / Voreinstelladapter

WFB - Master shanks

WG 35

Werkzeugtechnik

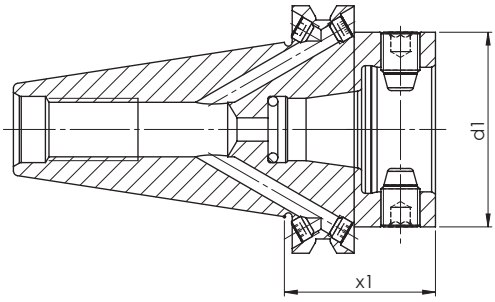

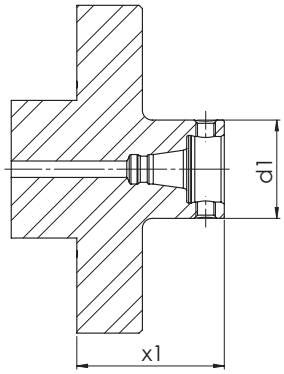



Size **Größe**	**Type** **Typ**	[mm] **d1**	[mm] **x1**	Order no. **Bestellnummer**
WFB20-12	SK 40	30	40	WFB.020.S40
WFB20-12	SK 50	30	40	WFB.020.S50
WFB24-16	SK 40	40	40	WFB.024.S40
WFB24-16	SK 50	40	40	WFB.024.S50
WFB32-20	SK 30	50	40	WFB.032.S30
WFB32-20	SK 40	50	40	WFB.032.S40
WFB32-20	SK 50	50	40	WFB.032.S50
WFB 40-25	SK 40	63	50	WFB.040.S40
WFB 40-25	SK 50	63	50	WFB.040.S50
WFB 50-32	SK 50	75	50	WFB.050.S50

Size **Größe**	**Type** **Typ**	[mm] **d1**	[mm] **x1**	Order no. **Bestellnummer**
WFB20-12	Z01	30	45	WFB.020.SHT.Z01
WFB24-16	Z01	40	45	WFB.024.SHT.Z01
WFB32-20	Z01	50	45	WFB.032.SHT.Z01
WFB 40-25	Z01	63	45	WFB.040.SHT.Z01
WFB 50-32	Z01	75	45	WFB.050.SHT.Z01

Werkzeugtechnik

WFB - Weldon für Zylinderschäfte DIN 1835 B

WFB - Weldon for parallel shanks

WG 35

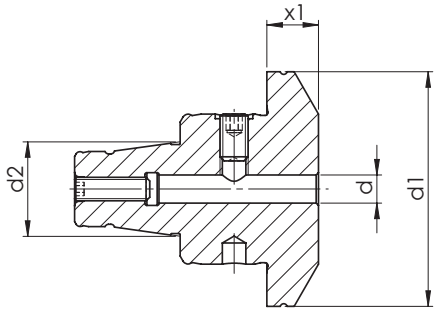

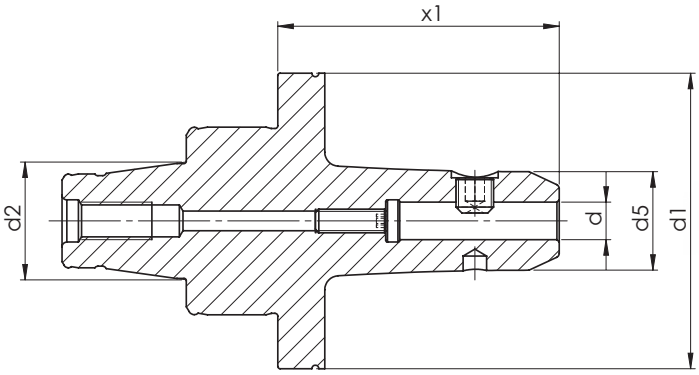

Verwendung: Zum Spannen von Werkzeugen mit Zylinderschaft DIN 1835 Form B.
Lieferumfang: Mit eingebauter Spannschraube

Application: For clamping tools with parallel shank DIN 1835 form B.
Scope of supply: Weldon end mill adaptor incl. locking screw

WFB - Weldon
für Zylinderschäfte DIN 1835 B

WFB - Weldon for parallel shanks

WG 35

Werkzeugtechnik

Size **Größe**	[mm] **d**	[mm] **d1**	[mm] **d2**	[mm] **d5**	[mm] **x1**	Order no. **Bestellnummer**
WFB 20-12	3	29	12	12	25	WFB.203.025K
WFB 20-12	4	29	12	14	25	WFB.204.025K
WFB 20-12	6	29	12	17	16	WFB.206.016K
WFB 20-12	6	29	12	17	27	WFB.206.027K
WFB 20-12	6	30	12	17	27	WFB.206.027T
WFB 20-12	6	30	12	17	43	WFB.206.043.S
WFB 20-12	6	30	12	25	42,5	WFB.206.043T
WFB 20-12	8	29	12	21	16	WFB.208.016K
WFB 20-12	8	29	12	21	27	WFB.208.027K
WFB 20-12	8	30	12	21	27	WFB.208.027T
WFB 20-12	8	30	12	25	42,5	WFB.208.043T
WFB 20-12	10	29	12	24	37	WFB.210.037K
WFB 20-12	10	30	12	24	37	WFB.210.037T
WFB 20-12	10	30	12	25	42,5	WFB.210.043T
WFB 20-12	16	30	12	33	55	WFB.216.055
WFB 24-16	6	40	16	11	14	WFB.246.014T
WFB 24-16	6	40	16	17	27	WFB.246.027T
WFB 24-16	8	40	16	21	27	WFB.248.027T
WFB 24-16	10	40	16	17	15	WFB.241.015T
WFB 24-16	10	40	16	24	25	WFB.241.025T
WFB 24-16	12	40	16	27	30	WFB.241.230T
WFB 32-20	4	50	20	14	28	WFB.304.028
WFB 32-20	6	50	20	-	11	WFB.306.011
WFB 32-20	6	50	20	17	28	WFB.306.028T
WFB 32-20	6	50	20	17	40	WFB.306.040
WFB 32-20	6	50	20	17	60	WFB.306.060
WFB 32-20	8	50	20	-	11	WFB.308.011
WFB 32-20	8	50	20	21	28	WFB.308.028T
WFB 32-20	8	50	20	21	40	WFB.308.040
WFB 32-20	8	50	20	21	60	WFB.308.060
WFB 32-20	10	50	20	-	11	WFB.310.011
WFB 32-20	10	50	20	24	25	WFB.310.025T
WFB 32-20	10	50	20	24	35	WFB.310.035
WFB 32-20	10	50	20	24	60	WFB.310.060
WFB 32-20	12	50	20	27	14	WFB.312.014T
WFB 32-20	12	50	20	-	15	WFB.312.015
WFB 32-20	12	50	20	27	35	WFB.312.035

Werkzeugtechnik

WFB - Weldon für Zylinderschäfte DIN 1835 B

WFB - Weldon for parallel shanks

WG 35

Size **Größe**	[mm] **d**	[mm] **d1**	[mm] **d2**	[mm] **d5**	[mm] **x1**	Order no. **Bestellnummer**
WFB 32-20	12	50	20	27	60	WFB.312.060
WFB 32-20	14	50	20	50	31	WFB.314.031
WFB 32-20	14	50	20	29	60	WFB.314.060
WFB 32-20	16	50	20	50	44	WFB.316.044
WFB 32-20	16	50	20	35	60	WFB.316.060
WFB 32-20	18	50	20	50	44	WFB.318.044
WFB 32-20	18	50	20	35	60	WFB.318.060
WFB 32-20	20	50	20	50	47	WFB.320.047
WFB 32-20	20	50	20	39	60	WFB.320.060
WFB 32-20	25	50	20	47	60	WFB.325.060
WFB 40-25	4	63	25	14	45	WFB.404.045
WFB 40-25	6	63	25	-	13	WFB.406.013
WFB 40-25	6	63	25	17	60	WFB.406.060
WFB 40-25	8	63	25	-	13	WFB.408.013
WFB 40-25	8	63	25	21	60	WFB.408.060
WFB 40-25	10	63	25	-	12	WFB.410.012
WFB 40-25	10	63	25	24	60	WFB.410.060
WFB 40-25	12	63	25	-	14,5	WFB.412.014
WFB 40-25	12	63	25	27	60	WFB.412.060
WFB 40-25	14	63	25	-	14,5	WFB.414.014
WFB 40-25	14	63	25	29	60	WFB.414.060
WFB 40-25	16	63	25	-	34	WFB.416.034
WFB 40-25	16	63	25	33	60	WFB.416.060
WFB 40-25	18	63	25	-	34	WFB.418.034
WFB 40-25	18	63	25	35	60	WFB.418.060
WFB 40-25	20	63	25	-	36	WFB.420.036
WFB 40-25	20	63	25	39	60	WFB.420.060
WFB 40-25	25	63	25	47	60	WFB.425.060
WFB 50-32	3	75	32	12	35	WFB.503.035
WFB 50-32	6	75	32	-	13	WFB.506.013
WFB 50-32	6	75	32	17	35	WFB.506.035
WFB 50-32	6	75	32	17	60	WFB.506.060
WFB 50-32	8	75	32	-	13	WFB.508.013
WFB 50-32	8	75	32	21	35	WFB.508.035
WFB 50-32	8	75	32	21	60	WFB.508.060
WFB 50-32	10	75	32	-	13	WFB.510.013
WFB 50-32	10	75	32	24	35	WFB.510.035

WFB - Weldon für Zylinderschäfte DIN 1835 B

WFB - Weldon for parallel shanks

WG 35

Werkzeugtechnik

Size **Größe**	[mm] **d**	[mm] **d1**	[mm] **d2**	[mm] **d5**	[mm] **x1**	Order no. **Bestellnummer**
WFB 50-32	10	75	32	24	60	WFB.510.060
WFB 50-32	12	75	32	-	15	WFB.512.015
WFB 50-32	12	75	32	27	35	WFB.512.035
WFB 50-32	12	75	32	27	60	WFB.512.060
WFB 50-32	14	75	32	-	15	WFB.514.015
WFB 50-32	14	75	32	29	35	WFB.514.035
WFB 50-32	14	75	32	29	60	WFB.514.060
WFB 50-32	16	75	32	-	15	WFB.516.015
WFB 50-32	16	75	32	33	35	WFB.516.035
WFB 50-32	16	75	32	33	60	WFB.516.060
WFB 50-32	18	75	32	-	15	WFB.518.015
WFB 50-32	18	75	32	35	35	WFB.518.035
WFB 50-32	18	75	32	35	60	WFB.518.060
WFB 50-32	20	75	32	-	15	WFB.520.015
WFB 50-32	20	75	32	39	35	WFB.520.035
WFB 50-32	20	75	32	39	60	WFB.520.060
WFB 50-32	25	75	32	47	39	WFB.525.039
WFB 50-32	25	75	32	47	80	WFB.525.080
WFB 50-32	32	75	32	57	65	WFB.532.065

Werkzeugtechnik

WFB - WN
für Zylinderschäfte DIN 1835 E

WFB - Whistle Notch for parallel shanks

WG 35

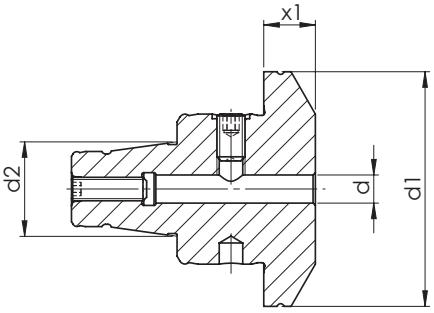

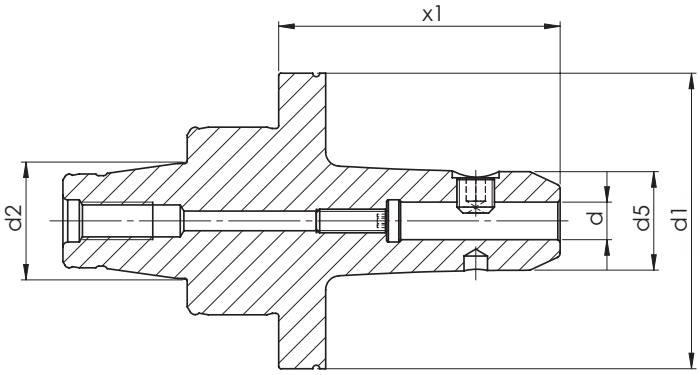

Verwendung: Zum Spannen von Werkzeugen mit Zylinderschaft DIN 1835 Form E
Lieferumfang: Mit eingebauter Spann- und Anschlagschraube

Application: For clamping tools with parallel shank DIN 1835 form E
Scope of supply: Weldon end mill adaptor incl. locking screw and adjusting screw

WFB - WN
für Zylinderschäfte DIN 1835 E

WFB - Whistle Notch for parallel shanks

WG 35

Werkzeugtechnik

Size **Größe**	[mm] **d**	[mm] **d1**	[mm] **d2**	[mm] **d5**	[mm] **x1**	Order no. **Bestellnummer**
WFB20-12	6	30	12	17	27	WFB.206.127T
WFB20-12	6	29	12	17	27	WFB.206.127K
WFB20-12	6	30	12	25	42,5	WFB.206.143T
WFB20-12	8	29	12	21	27	WFB.208.127K
WFB20-12	8	30	12	21	27	WFB.208.127T
WFB20-12	8	30	12	25	42,5	WFB.208.143T
WFB20-12	8	29	12	25	42,5	WFB.208.143K
WFB20-12	10	29	12	24	37	WFB.210.137K
WFB20-12	10	30	12	24	37	WFB.210.137T
WFB20-12	10	30	12	25	42,5	WFB.210.143T
WFB24-16	6	40	16	11	14	WFB.246.114T
WFB24-16	6	40	16	17	27	WFB.246.127T
WFB24-16	8	40	16	21	27	WFB.248.127T
WFB24-16	10	40	16	17	15	WFB.241.115T
WFB24-16	10	40	16	24	25	WFB.241.125T
WFB24-16	12	40	16	27	30	WFB.241.330T
WFB32-20	4	50	20	14	28	WFB.304.128
WFB32-20	6	50	20	-	11	WFB.306.111
WFB32-20	6	50	20	17	28	WFB.306.128T
WFB32-20	6	50	20	17	40	WFB.306.140
WFB32-20	6	50	20	17	60	WFB.306.160
WFB32-20	8	50	20	-	11	WFB.308.111
WFB32-20	8	50	20	21	40	WFB.308.140
WFB32-20	8	50	20	21	60	WFB.308.160
WFB32-20	8	50	20	21	28	WFB.308.128T
WFB32-20	10	50	20	-	11	WFB.310.111
WFB32-20	10	50	20	24	25	WFB.310.125T
WFB32-20	10	50	20	24	35	WFB.310.135
WFB32-20	10	50	20	24	60	WFB.310.160
WFB32-20	12	50	20	27	14	WFB.312.114T
WFB32-20	12	50	20	-	15	WFB.312.115
WFB32-20	12	50	20	27	35	WFB.312.135
WFB32-20	12	50	20	27	60	WFB.312.160
WFB32-20	14	50	20	50	31	WFB.314.131
WFB32-20	14	50	20	29	60	WFB.314.160
WFB32-20	16	50	20	50	44	WFB.316.144
WFB32-20	16	50	20	35	60	WFB.316.160.WN

Werkzeugtechnik

WFB - WN
für Zylinderschäfte DIN 1835 E

WFB - Whistle Notch for parallel shanks

WG 35

Size **Größe**	[mm] **d**	[mm] **d1**	[mm] **d2**	[mm] **d5**	[mm] **x1**	Order no. **Bestellnummer**
WFB32-20	18	50	20	50	44	WFB.318.144
WFB32-20	18	50	20	35	60	WFB.318.160
WFB32-20	20	50	20	50	47	WFB.320.147
WFB32-20	20	50	20	39	60	WFB.320.160
WFB32-20	25	50	20	47	60	WFB.325.160
WFB 40-25	6	63	25	-	13	WFB.406.113
WFB 40-25	6	63	25	17	60	WFB.406.160
WFB 40-25	8	63	25	-	13	WFB.408.113
WFB 40-25	8	63	25	21	60	WFB.408.160
WFB 40-25	10	63	25	-	12	WFB.410.112
WFB 40-25	10	63	25	24	60	WFB.410.160
WFB 40-25	12	63	25	-	14,5	WFB.412.114
WFB 40-25	12	63	25	27	60	WFB.412.160
WFB 40-25	14	63	25	-	14,5	WFB.414.114
WFB 40-25	14	63	25	29	60	WFB.414.160
WFB 40-25	16	63	25	-	34	WFB.416.134
WFB 40-25	16	63	25	33	60	WFB.416.160
WFB 40-25	18	63	25	-	34	WFB.418.134
WFB 40-25	18	63	25	35	60	WFB.418.160
WFB 40-25	20	63	25	-	36	WFB.420.136
WFB 40-25	20	63	25	39	60	WFB.420.160
WFB 40-25	25	63	25	47	60	WFB.425.160
WFB 50-32	6	75	32	-	13	WFB.506.113
WFB 50-33	6	75	32	17	35	WFB.506.135
WFB 50-32	6	75	32	17	60	WFB.506.160
WFB 50-32	8	75	32	-	13	WFB.508.113
WFB 50-33	8	75	32	21	35	WFB.508.135
WFB 50-32	8	75	32	21	60	WFB.508.160
WFB 50-32	10	75	32	-	13	WFB.510.113
WFB 50-33	10	75	32	24	35	WFB.510.135
WFB 50-32	10	75	32	24	60	WFB.510.160
WFB 50-32	12	75	32	-	15	WFB.512.115
WFB 50-33	12	75	32	27	35	WFB.512.035
WFB 50-32	12	75	32	27	60	WFB.512.160
WFB 50-32	14	75	32	-	15	WFB.514.115
WFB 50-32	14	75	32	29	35	WFB.514.135
WFB 50-32	14	75	32	29	60	WFB.514.160

WFB - WN
für Zylinderschäfte DIN 1835 E

WFB - Whistle Notch for parallel shanks

WG 35

Werkzeugtechnik

Size **Größe**	[mm] **d**	[mm] **d1**	[mm] **d2**	[mm] **d5**	[mm] **x1**	Order no. **Bestellnummer**
WFB 50-32	16	75	32	-	15	WFB.516.115
WFB 50-32	16	75	32	33	35	WFB.516.135
WFB 50-32	16	75	32	33	60	WFB.516.160
WFB 50-32	18	75	32	-	15	WFB.518.115
WFB 50-32	18	75	32	35	35	WFB.518.135
WFB 50-32	18	75	32	35	60	WFB.518.160
WFB 50-32	20	75	32	-	15	WFB.520.115
WFB 50-32	20	75	32	39	35	WFB.520.135
WFB 50-32	20	75	32	39	60	WFB.520.160
WFB 50-32	25	75	32	47	39	WFB.525.139
WFB 50-32	25	75	32	47	80	WFB.525.180
WFB 50-32	32	75	32	57	65	WFB.532.165

Werkzeugtechnik

WFB - Schrumpffutter

WFB - Shrink fit chucks

WG 35

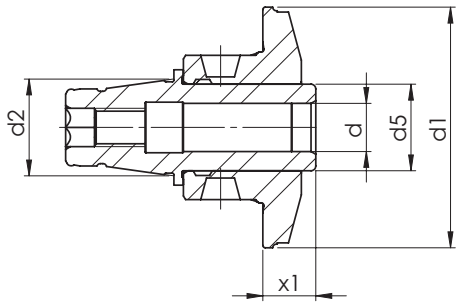



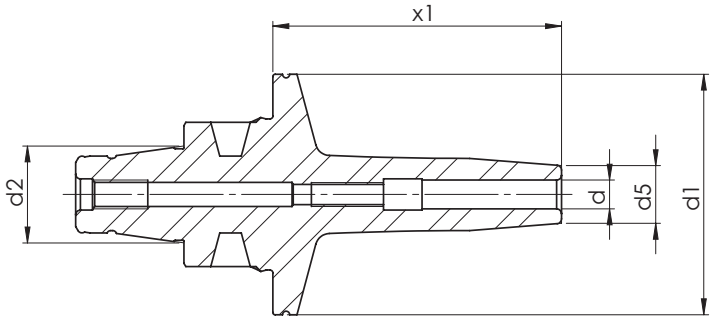

WFB - Schrumpffutter

WFB - Shrink fit chucks

WG 35

Werkzeugtechnik

Size **Größe**	[mm] **d**	[mm] **d1**	[mm] **d2**	[mm] **d5**	[mm] **x1**	Order no. **Bestellnummer**
WFB20-12	3	30	12	10	37	WFB.203.037.SFR
WFB20-12	3	30	12	10	51	WFB.203.051.SFR
WFB20-12	3	30	12	9	17	WFB.S20.003.017.SF*
WFB20-12	3	29	12	9	17	WFB.S20.003.017.SFK*
WFB20-12	4	30	12	13	35	WFB.204.035.SFR
WFB20-12	4	30	12	12	50	WFB.204.050.SFR
WFB20-12	4	30	12	9	17	WFB.S20.004.017.SF*
WFB20-12	4	29	12	9	17	WFB.S20.004.017.SFK*
WFB20-12	6	30	12	13	32	WFB.206.032.SFR
WFB20-12	6	30	12	15	47	WFB.206.047.SFR
WFB20-12	6	30	12	14	17	WFB.S20.006.017.SF*
WFB20-12	6	30	12	14	27	WFB.S20.006.027.SF*
WFB20-12	6	29	12	14	27	WFB.S20.006.027.SFK*
WFB20-12	8	30	12	15	30	WFB.208.030.SFR
WFB20-12	8	30	12	17	45	WFB.208.045.SFR
WFB20-12	8	30	12	14	20	WFB.S20.008.020.SF*
WFB20-12	8	30	12	14	27	WFB.S20.008.027.SF*
WFB20-12	8	29	12	14	27	WFB.S20.008.027.SFK*
WFB20-12	10	30	12	16	27	WFB.S20.010.027.SF*
WFB20-12	12	30	12	18	35	WFB.2H0.D12.SFR
WFB24-16	3	40	16	13	34	WFB.243.034.SFR
WFB24-16	4	40	16	13	34	WFB.244.034.SFR
WFB24-16	6	40	16	13	30	WFB.246.030.SFR
WFB24-16	8	40	16	14	30	WFB.248.030.SFR
WFB24-16	10	40	16	17	30	WFB.241.030.SFR
WFB32-20	3	50	20	13	37	WFB.303.037.SFR
WFB32-20	3	50	20	10	60	WFB.303.060.SFR
WFB32-20	3	50	20	20	11	WFB.S32.003.011.SF*
WFB32-20	3	50	20	13	37	WFB.S32.003.037.SF*
WFB32-20	4	50	20	13	35	WFB.304.035.SFR
WFB32-20	4	50	20	12	60	WFB.304.060.SFR
WFB32-20	4	50	20	20	11	WFB.S32.004.011.SF*
WFB32-20	5	50	20	13	60	WFB.305.060.SFR
WFB32-20	5	50	20	20	11	WFB.S32.005.011.SF*
WFB32-20	6	50	20	13	32	WFB.306.032.SFR
WFB32-20	6	50	20	15	60	WFB.306.060.SFR
WFB32-20	6	50	20	20	11	WFB.S32.006.011.SF*

*** = Zweigeteilte Ausführung / Two split construction**

Werkzeugtechnik

WFB - Schrumpffutter

WFB - Shrink fit chucks

WG 35

Size **Größe**	[mm] **d**	[mm] **d1**	[mm] **d2**	[mm] **d5**	[mm] **x1**	Order no. **Bestellnummer**
WFB32-20	6	50	20	13	32	WFB.S32.006.032.SF*
WFB32-20	8	50	20	15	30	WFB.308.030.SFR
WFB32-20	8	50	20	17	60	WFB.308.060.SFR
WFB32-20	8	50	20	20	11	WFB.S32.008.011.SF*
WFB32-20	8	50	20	15	30	WFB.S32.008.030.SF*
WFB32-20	10	50	20	22	60	WFB.310.060.SFR
WFB32-20	10	50	20	18	11	WFB.S32.010.011.SF*
WFB32-20	10	50	20	18	25	WFB.S32.010.025.SF*
WFB32-20	12	50	20	26	60	WFB.312.030.SFR
WFB32-20	12	50	20	25	60	WFB.312.060.SFR
WFB32-20	12	50	20	18	11	WFB.S32.012.011.SF*
WFB32-20	12	50	20	18	11	WFB.S32.012.011.SF.*
WFB32-20	12	50	20	18	30	WFB.S32.012.030.SF*
WFB32-20	14	50	20	30	60	WFB.314.060.SFR
WFB32-20	14	50	20	27	25	WFB.S32.014.025.SF*
WFB32-20	16	50	20	30	60	WFB.316.060.SFR
WFB32-20	16	50	20	27	25	WFB.S32.016.025.SF*
WFB32-20	16	50	20	27	32	WFB.S32.016.032.SF*
WFB 40-25	3	63	25	10	60	WFB.403.060.SFR
WFB 40-25	4	63	25	12	60	WFB.404.060.SFR
WFB 40-25	6	63	25	15	60	WFB.406.060.SFR
WFB 40-25	8	63	25	17	60	WFB.408.060.SFR
WFB 40-25	10	63	25	22	60	WFB.410.060.SFR
WFB 40-25	12	63	25	25	60	WFB.412.060.SFR
WFB 40-25	14	63	25	27	60	WFB.414.060.SFR
WFB 40-25	16	63	25	30	60	WFB.416.060.SFR
WFB 40-25	18	63	25	32	60	WFB.418.060.SFR
WFB 40-25	20	63	25	32	60	WFB.420.060.SFR
WFB 50-32	3	75	32	10	35	WFB.503.035.SFR
WFB 50-32	6	75	32	15	40	WFB.506.040.SFR
WFB 50-32	6	75	32	15	60	WFB.506.060.SFR
WFB 50-32	8	75	32	17	40	WFB.508.040.SFR
WFB 50-32	8	75	32	17	60	WFB.508.060.SFR
WFB 50-32	10	75	32	22	40	WFB.510.040.SFR
WFB 50-32	10	75	32	22	60	WFB.510.060.SFR
WFB 50-32	12	75	32	25	40	WFB.512.040.SFR
WFB 50-32	12	75	32	25	60	WFB.512.060.SFR

*** = Zweigeteilte Ausführung / Two split construction**

WFB - Schrumpffutter

WFB - Shrink fit chucks

WG 35

Werkzeugtechnik

Size **Größe**	[mm] **d**	[mm] **d1**	[mm] **d2**	[mm] **d5**	[mm] **x1**	Order no. **Bestellnummer**
WFB 50-32	14	75	32	30	60	WFB.514.060.SFR
WFB 50-32	16	75	32	30	60	WFB.516.060.SFR
WFB 50-32	18	75	32	32	60	WFB.518.060.SFR
WFB 50-32	20	75	32	32	60	WFB.520.060.SFR
WFB 50-32	25	75	32	42	60	WFB.525.060.SFR
WFB 40-25	6	63	25	40	15	WFB.S40.006.015.SF*
WFB 40-25	8	63	25	40	15	WFB.S40.008.015.SF*
WFB 40-25	10	63	25	20	16	WFB.S40.010.016.SF*
WFB 40-25	12	63	25	20	21	WFB.S40.012.021.SF*
WFB 40-25	14	63	25	21	21	WFB.S40.014.021.SF*
WFB 40-25	16	63	25	40	15	WFB.S40.016.015.SF*
WFB 40-25	16	63	25	29	33	WFB.S40.016.033.SF*
WFB 40-25	18	63	25	40	15	WFB.S40.018.015.SF*
WFB 40-25	18	63	25	29	33	WFB.S40.018.033.SF*
WFB 40-25	20	63	25	31	33	WFB.S40.020.033.SF*

*** = Zweigeteilte Ausführung / Two split construction**

Werkzeugtechnik

Bedienungsanleitung für zweigeteilte Schrumpffutter System WFB

Operation instructions for two split shrink fit chucks system WFB

WG 35

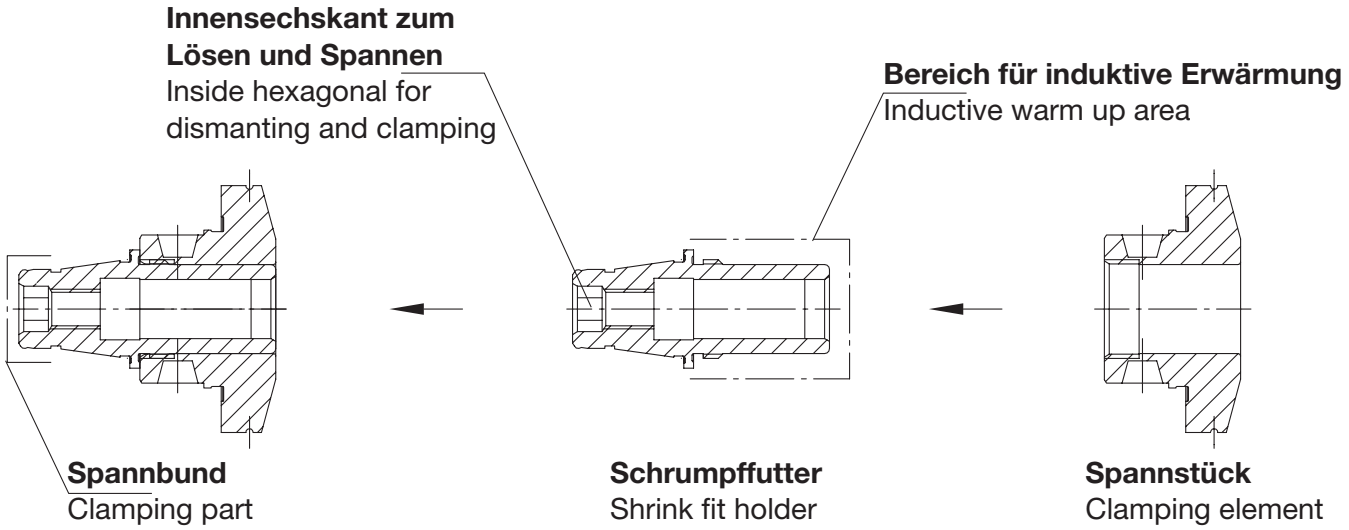

Funktionsweise:
Mode of operation:

1. WFB Schrumpfadapter demontieren. Zum Lösen und Spannen darf nur der im Schrumpffutter eingebrachte Sechskant genutzt werden.
WFB shrink fit chucks disassemble. Please use the inside hexagonal for dismantling and clamping.

2. Schrumpfadapter am Spannbund in Grundaufnahme (Spannzangenfutter) aufnehmen.
Put the shrink adapter with clamping sight in the collet chuck from the machine.

3. Induktiv erwärmen und Schneidwerkzeug einschrumpfen.
Inductive heat up and shrinking cutting tools.

4. Schrumpffutter abkühlen lassen.
Let cool down the shrink adapter.

5. Spannstück und Schrumpffutter zusammen montieren.
Clamping element and shrink fit holder must be mounting together.

Wichtiger Hinweis:
Important information:

WFB Schrumpffutter in kurzer Ausführung bestehen aus dem eigentlichen Schrumpffutter und dem Spannstück. Beide Teile werden in zusammengebauten Zustand ausgeliefert und sind mit der gleichen Kennung beschriftet. Achtung! Nur Teile mit gleicher Kennung dürfen als Adapter montiert werden.
WFB shrink fit holder in short construction consists of shrink fit holder and clamping element. Both element will be delivered in assembled condition and they are marked with the same identification. Attention! Only parts with the same identification may be assembled as adapter.

WFB - Sägeblattaufnahmen

WFB - Tool holders for saw blade

WG 35

Werkzeugtechnik

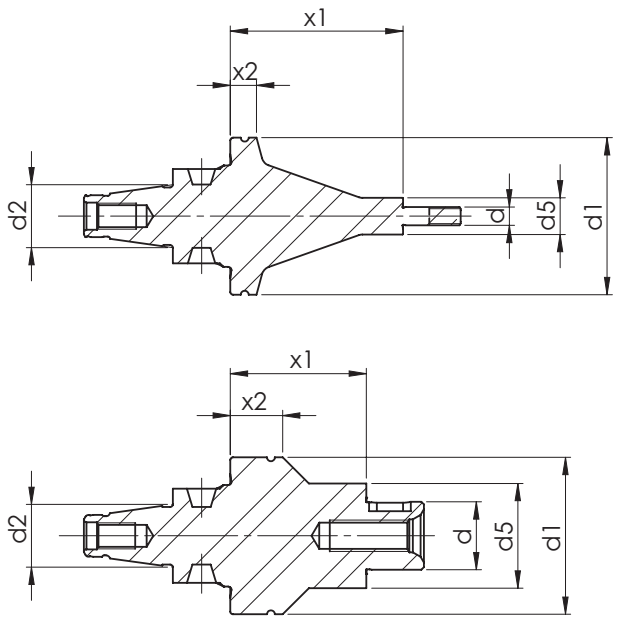

Lieferumfang:
Bei Ø 3,5 mm inkl. 1 St. M3,5x0,6-Mutter,
je 1 St. Fräsdornring 3,5x6,5x1 - 3,5x6,5x2 mm.

Bei Ø 5 mm inkl. 1 St. M5-Mutter,
1 St. Fräsdornring 5x9x1 mm, 2 St. Fräsdornringe 5x9x2 mm.

Bei Ø 8 mm inkl. 1 St. M8x1-Mutter, 1 St. Passfeder 2x2x6 mm,
je 1 St. Fräsdornring 8x14x1 - 8x14x3 - 8x14x4 mm.

Bei Ø 10 mm inkl. 1 St. M10x1-Mutter, 1 St. Passfeder 3x3x7 mm,
je 1 St. Fräsdornring 10x16x0,5 - 10x16x1 - 10x16x3 - 10x16x5 mm.

Bei Ø 13 mm inkl. 1 St. Fräseranzugsschraube, 1 St. Passfeder 4x4x8 mm,
je 1 St. Fräsdornring 13x21x0,5 - 13x22x1 - 13x22x3 - 13x22x5 mm.

Bei Ø 16 mm inkl. 1 St. Fräseranzugsschraube, 1 St. Passfeder 4x4x10 mm,
je 1 St. Fräsdornring 16x25x1 - 16x27x2 - 16x27x3 - 16x27x10 mm.

Bei Ø 22 mm inkl. 1 St. Fräseranzugsschraube, 1 St. Passfeder 6x6x14 mm,
je 1 St. Fräsdornring 22x33x1 - 22x34x2 - 22x34x6 - 22x34x10 mm.

Size **Größe**	[mm] **d**	[mm] **d1**	[mm] **d2**	[mm] **d5**	[mm] **x1**	[mm] **x2**	Order no. **Bestellnummer**
WFB20-12	3,5	30	12	7	33	5	WFB.035A.2033
WFB20-12	5	30	12	10	33	5	WFB.05A.2033
WFB20-12	8	30	12	15	26	10	WFB.08A.2026
WFB20-12	10	30	12	17	26	10	WFB.10A.2026
WFB20-12	13	30	12	20	26	10	WFB.13A.2026
WFB20-12	16	30	12	24	26	10	WFB.16A.2026
WFB20-12	22	30	20	34	26	10	WFB.22A.2026

Werkzeugtechnik

WFB - Spannzangenfutter 8° Typ ER

WFB - Collet chucks 8° type ER

WG 35

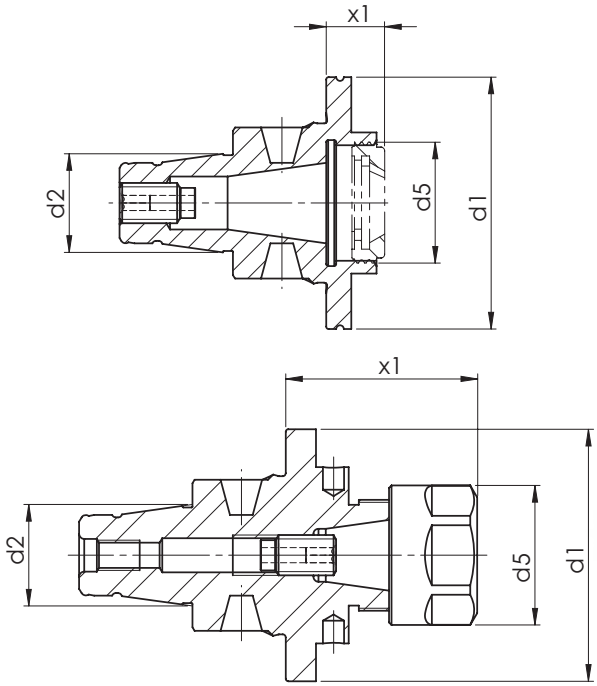

Verwendung: Zur Aufnahme von Werkzeugen mit Zylinderschaft in Spannzangen DIN 6499.
Lieferumfang: Fräserspannfutter mit Spannmutter und Anschlagschraube.
Spannzangen: Siehe Seite 11.35

Application: To hold tools with parallel shank in collets DIN 6499
Scope of supply: Collet chucks with collet nut and adjusting screw.

Size **Größe**	[mm] **d**	[mm] **d1**	[mm] **d2**	[mm] **d5**	[mm] **x1**	Order no. **Bestellnummer**
WFB20-12	ER8 M	30	12	12	25	WFB.208.025MINI
WFB20-12	ER8 M	30	12	12	57	WFB.208.057MINI
WFB20-12	ER11	30	12	16	25	WFB.211.025MINI
WFB20-12	ER11 A	29	12	18	10	WFB.211.A10K
WFB20-12	ER11 A	30	12	18	10	WFB.211.A10T
WFB20-12	ER11	29	12	19	25	WFB.211.025K
WFB20-12	ER11	30	12	19	25	WFB.211.025T
WFB20-12	ER11	30	12	19	45	WFB.211.045T
WFB20-12	ER16 M	30	12	22	28	WFB.216.028MINI
WFB20-12	ER16	29	12	28	28	WFB.216.028K
WFB20-12	ER16	30	12	28	28	WFB.216.028T
WFB20-12	ER16	30	12	28	43	WFB.216.043T
WFB20-12	ER20 M	30	12	28	36	WFB.220.036MINI
WFB20-12	ER20 M	30	12	28	41	WFB.220.041MINI

A* = Innenliegende Spannmutter / Internal collet nut
M* = Mini Spannmutter / Mini-collet nut

WFB - Spannzangenfutter 8° Typ ER

WFB - Collet chucks 8° type ER

WG 35

Werkzeugtechnik

Size **Größe**	[mm] **d**	[mm] **d1**	[mm] **d2**	[mm] **d5**	[mm] **x1**	Order no. **Bestellnummer**
WFB20-12	ER20 M	30	12	28	46	WFB.220.046MINI
WFB20-12	ER20 M	30	12	28	56	WFB.220.056MINI
WFB20-12	ER20	29	12	34	36	WFB.220.036K
WFB20-12	ER25 M	30	12	35	43	WFB.225.043MINI
WFB20-12	ER25	30	12	42	43	WFB.225.043
WFB24-16	ER11 M	40	16	16	42	WFB.211.042MINI
WFB24-16	ER11	40	16	19	6	WFB.211.006
WFB24-16	ER11	40	16	19	21	WFB.211.021
WFB24-16	ER16 A	40	16	24	16	WFB.216.A16
WFB24-16	ER16	40	16	28	30	WFB.216.030
WFB24-16	ER20 A	40	16	28	30	WFB.220.A30
WFB32-20	ER11 M	50	20	16	67	WFB.311.067MINI
WFB32-20	ER11	50	20	19	24	WFB.311.025T
WFB32-20	ER16 A	50	20	24	10	WFB.316.A10T
WFB32-20	ER16 A	50	20	24	16	WFB.316.A16
WFB32-20	ER16	50	20	28	36	WFB.316.038
WFB32-20	ER16	50	20	28	160	WFB.316.160
WFB32-20	ER20 A	50	20	28	16	WFB.320.A16
WFB32-20	ER25 A	50	20	32	36	WFB.325.A36
WFB32-20	ER25	50	20	42	28	WFB.325.028
WFB32-20	ER25	50	20	42	40	WFB.325.040
WFB32-20	ER32	50	20	50	42	WFB.332.042
WFB 40-25	ER16	63	25	28	35	WFB.416.035
WFB 40-25	ER16	63	25	28	50	WFB.416.050
WFB 40-25	ER25	63	25	42	40	WFB.425.040
WFB 40-25	ER25	63	25	32	27	WFB.425.A27
WFB 40-25	ER32	63	25	50	44	WFB.432.044
WFB 40-25	ER32	63	25	40	43	WFB.432.A43
WFB 40-25	ER40	63	25	63	44	WFB.440.044
WFB 50-32	ER11	75	32	19	37	WFB.511.037
WFB 50-32	ER11	75	32	16	67	WFB.511.067MINI
WFB 50-32	ER16	75	32	28	37	WFB.516.037
WFB 50-32	ER16	75	32	24	10	WFB.516.A10
WFB 50-32	ER32	75	32	50	37	WFB.532.037
WFB 50-32	ER32	75	32	40	43	WFB.532.A43
WFB 50-32	ER40	75	32	63	52	WFB.540.052
WFB 50-32	ER40	75	32	50	50	WFB.540.A50

A* = Innenliegende Spannmutter / Internal collet nut
M* = Mini Spannmutter / Mini-collet nut

Werkzeugtechnik

WFB - Softsynchro® mit IKZ

WFB - Softsynchro® with internal cooling system

WG 35

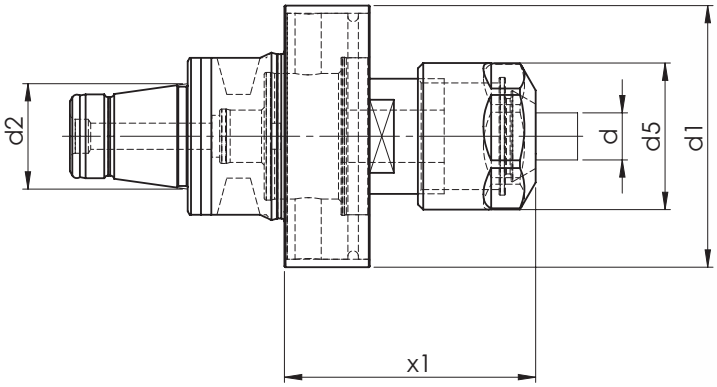



Gewindebohrer DIN374 / DIN376	Gewindebohrer DIN371	Schaft Ø D (mm)	Einstecktiefe E (mm)	Zangen-type
M6	M4	4,5	29	ER-GB
M8	M4,5 - M6	6	31	ER-GB
M10	M7	7	31	ER-GB
–	M8	8	36	ER-GB
M12	–	9	48	ER
–	M10	10	43	ER

Technische Details
Technical specifications

Spannbereich: Ø 4,5 - 10,0 mm für Gewindebohrer M4 - M12.
Range of clamping: Ø 4,5 - 10,0 mm for screw tap M4 - M12.

Längenausgleich auf Druck/Zug: 0,5 mm.
Length compensation on pressure and tension.

Kühlmitteldruck: max. 70 Bar.
Coolant pressure: max. 70 bar.

Kühlmittelzufuhr durch das Zentrum.
Coolant supply through the middle.

Size **Größe**	**Type Typ**	[mm] **d1**	[mm] **d2**	[mm] **d5**	[mm] **x1**	Order no. **Bestellnummer**
WFB20-12	ER11	30	12	16	32,5	WFB.G20.M8
WFB24-16	ER11	40	16	16	30,5	WFB.G24.M8
WFB32-20	ER16	50	20	28	48	WFB.G32.M12
WFB32-20	ER32	50	20	34	48	WFB.G32.M20
WFB 40-25	ER16	63	25	28	48	WFB.G40.M12
WFB 40-25	ER32	63	25	34	48	WFB.G40.M20
WFB 50-32	ER16	75	32	28	48	WFB.G50.M12

WFB - Hydro-Dehnspannfutter

WFB - Hydraulic expansion chuck

WG 35

Werkzeugtechnik

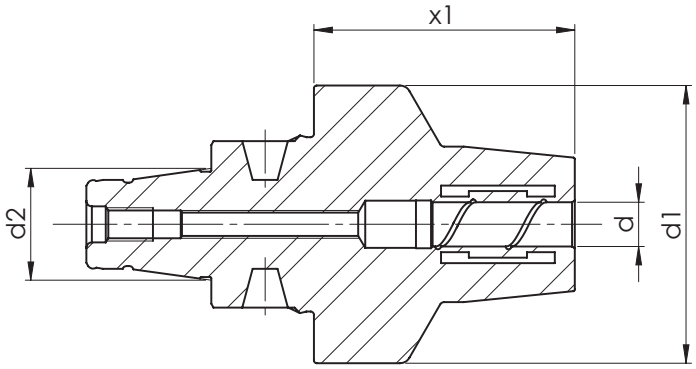

Size **Größe**	[mm] **d**	[mm] **d1**	[mm] **d2**	[mm] **x1**	Order no. **Bestellnummer**
WFB20-12	6	30	12	39	WFB.206.039HDST
WFB20-12	8	30	12	39	WFB.208.039HDST
WFB20-12	10	30	12	39	WFB.210.039HDST
WFB32-20	6	50	20	24	WFB.306.024HDST
WFB32-20	8	50	20	24	WFB.308.024HDST
WFB32-20	10	50	20	29	WFB.310.029HDST
WFB32-20	12	50	20	34	WFB.312.034HDST
WFB32-20	14	50	20	34	WFB.314.034HDST
WFB32-20	16	50	20	42	WFB.316.042HDST
WFB 40-25	10	63	25	10	WFB.410.015HDST

WFB-Drehhalter W-T mit IKZ

WFB - Turning tool holder W-T with internal cooling system

WG 35

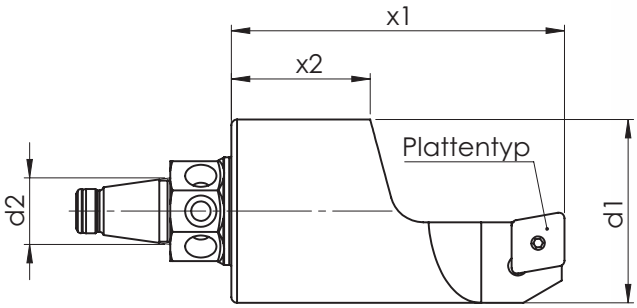

Type **Typ**	**Form**
C09	
D11	
V11	

Size **Größe**	**Type** **Typ**	[mm] **d1**	[mm] **d2**	[mm] **x1**	[mm] **x2**	Order no. **Bestellnummer**
WFB20-12	C09	33	12	60	25	WFB.2DH.C09/L
WFB20-12	C09	33	12	60	25	WFB.2DH.C09/R
WFB20-12	D11	33	12	60	25	WFB.2DH.D11/L
WFB20-12	D11	33	12	60	25	WFB.2DH.D11/R
WFB20-12	V11	33	12	60	25	WFB.2DH.V11/L
WFB20-12	V11	33	12	35	10	WFB.2DH.V11.R.X=35
WFB20-12	V11	33	12	60	25	WFB.2DH.V11/R
WFB32-20	C09	50	20	80	25	WFB.3DH.C09/R
WFB32-20	D11	50	20	80	25	WFB.3DH.D11/R
WFB32-20	V11	50	20	80	25	WFB.3DH.V11/R

Lieferung erfolgt ohne Schneidwerkzeuge
Delivery without cutting tools

WFB-Klemmhalter W-T HORN Mini mit IKZ

WFB - Toolholder W-T HORN Mini with internal cooling system

WG 35

Werkzeugtechnik

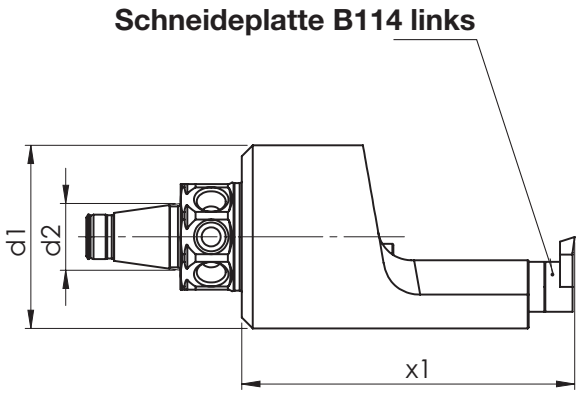

Size **Größe**	**Type** **Typ**	[mm] **d1**	[mm] **d2**	[mm] **x1**	Order no. **Bestellnummer**
WFB20-12	114	33	12	60	WFB.2H0.114
WFB32-20	114	50	20	80	WFB.3H0.114

Lieferung erfolgt ohne Schneidwerkzeuge
Delivery without cutting tools

WFB-Klemmhalter W-T HORN Supermini® mit IKZ

WFB - Toolholder W-T HORN Supermini® with internal cooling system

WG 35

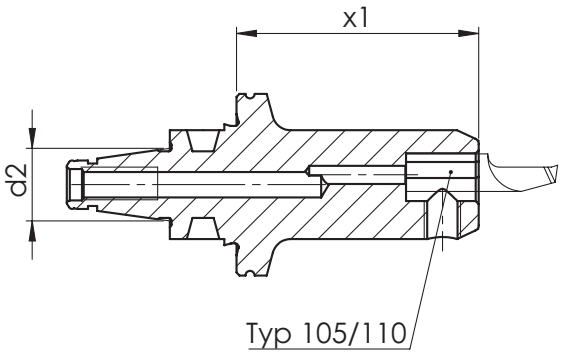

Size **Größe**	**Type** **Typ**	[mm] **d1**	[mm] **d2**	[mm] **x1**	Order no. **Bestellnummer**
WFB20-12	105	18	12	40	WFB.2H0.105
WFB20-12	105	18	12	55	WFB.2H0.105.055
WFB20-12	110	20	12	40	WFB.2H0.110
WFB32-20	105	50	20	40	WFB.3H0.105
WFB32-20	105	50	20	55	WFB.3H0.105.055
WFB32-20	110	50	20	40	WFB.3H0.110

Lieferung erfolgt ohne Schneidwerkzeuge
Delivery without cutting tools

WFB - HORN Fräserschaft mit IKZ

WFB - HORN milling shank with internal cooling

WG 35

Werkzeugtechnik

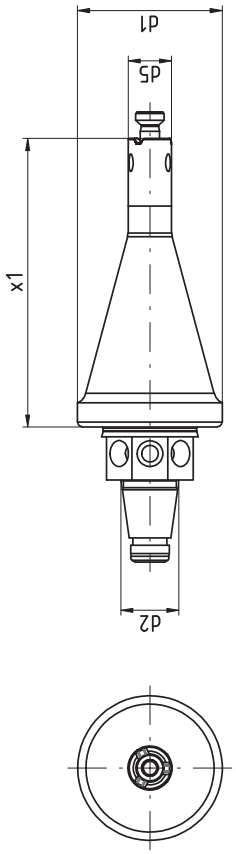

Size **Größe**	**Type** **Typ**	[mm] **d1**	[mm] **d2**	[mm] **d5**	[mm] **x1**	Order no. **Bestellnummer**
WFB20-12	311/611	30	12	9	60	WFB.2HO.M311.060
WFB20-12	313/613	30	12	13,3	60	WFB.2HO.M313.060

Werkzeugtechnik

WFB-Bohrstangenhalter

WFB - Boring bar holder

WG 35

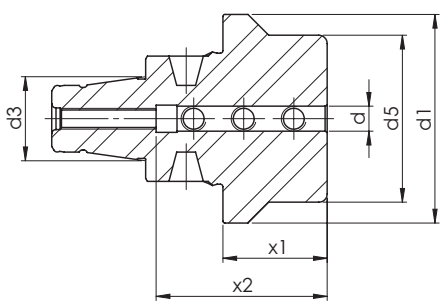

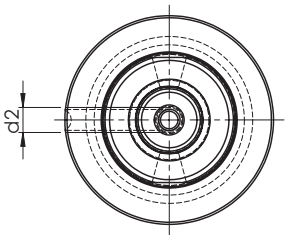

Size **Größe**	[mm] **d**	[mm] **d1**	[mm] **d2**	[mm] **d3**	[mm] **d5**	[mm] **x1**	[mm] **x2**	Order no. **Bestellnummer**
WFB20-12	3	30	M3	12	18	40	15	WFB.2E0.003
WFB20-12	4	30	M4	12	18	40	15	WFB.2E0.004
WFB20-12	5	30	M5	12	18	40	41	WFB.2E0.005
WFB20-12	6	30	M6	12	18	40	41	WFB.2E0.006
WFB20-12	8	30	M6	12	22	40	41	WFB.2E0.008
WFB20-12	10	30	M6	12	22	40	41	WFB.2E0.010
WFB20-12	12	30	M8	12	30	40	35	WFB.2E0.012
WFB20-12	16	30	M8	12	30	40	35	WFB.2E0.016
WFB20-12	20	30	M8	12	33	40	35	WFB.2E0.020
WFB20-12	1/4"	30	M6	12	18	40	30	WFB.2E0.1/4
WFB20-12	1/8"	30	M3	12	18	40	25	WFB.2E0.1/8
WFB20-12	3/16"	30	M4	12	18	40	25	WFB.2E0.3/16
WFB20-12	3/4"	30	M8	12	33	40	35	WFB.2E0.019
WFB32-20	6	50	M6	20	40	25	41	WFB.3E2.006
WFB32-20	8	50	M6	20	40	25	41	WFB.3E2.008
WFB32-20	10	50	M6	20	40	25	41	WFB.3E2.010
WFB32-20	12	50	M8x1	20	40	25	41	WFB.3E2.012
WFB32-20	16	50	M8x1	20	40	25	41	WFB.3E2.016
WFB32-20	20	50	M8x1	20	50	40	41	WFB.3E2.020
WFB32-20	25	50	M8x1	20	50	55	51	WFB.3E2.025
WFB 40-25	6	63	M6	25	40	25	41	WFB.4E2.006
WFB 40-25	8	63	M6	25	40	25	41	WFB.4E2.008
WFB 40-25	10	63	M6	25	40	25	41	WFB.4E2.010
WFB 40-25	12	63	M8x1	25	40	25	41	WFB.4E2.012
WFB 40-25	16	63	M8x1	25	40	25	41	WFB.4E2.016
WFB 40-25	20	63	M8x1	25	40	25	41	WFB.4E2.020
WFB 40-25	25	63	M8x1	25	50	46	51	WFB.4E2.025
WFB 40-25	32	63	M8x1	25	60	65	61	WFB.4E2.032

WFB - Aufsteckfräserdorne mit IKZ

WFB - Milling machine arbors with internal cooling system

WG 35

Werkzeugtechnik

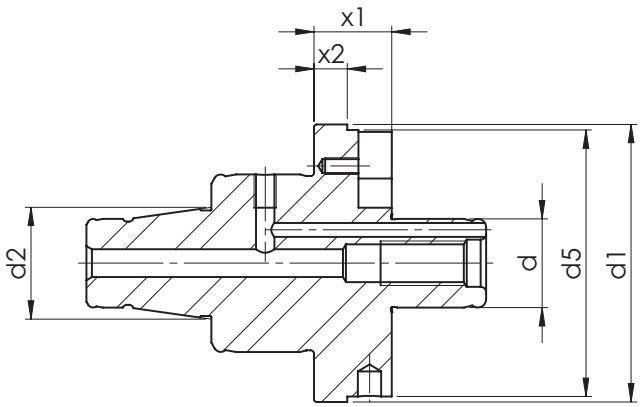

Verwendung: Zur Aufnahme von Fräsern mit Quernut
Lieferumfang: Mit eingebauten Mitnehmersteinen und Fräseranzugschraube

Application: For cutters with key drive
Scope of supply: With driver and cruciform screw

Size **Größe**	[mm] **d**	[mm] **d1**	[mm] **d2**	[mm] **d5**	[mm] **x1**	mm] **x2**	Order no. **Bestellnummer**
WFB24-16	16	40	16	30	14	5	WFB.16A.2414
WFB32-20	13	50	20	20	14	6	WFB.13A.3214
WFB32-20	16	50	20	40	14	6	WFB.16A.3214
WFB32-20	22	50	20	48	9	6	WFB.22A.3209T
WFB32-20	22	50	20	48	14	6	WFB.22A.3214
WFB32-20	27	50	20	55	14	6	WFB.27A.3214
WFB 40-25	16	63	25	40	14	6	WFB.16A.4014
WFB 40-25	16	63	25	40	36	6	WFB.16A.4036
WFB 40-25	22	63	25	48	14	6	WFB.22A.4014
WFB 40-25	27	63	25	55	20	6	WFB.27A.4020
WFB 50-32	16	75	32	40	14	6	WFB.16A.5014
WFB 50-32	22	75	32	48	14	6	WFB.22A.5014
WFB 50-32	27	75	32	55	14	6	WFB.27A.5014
WFB 50-32	32	75	32	58	15	6	WFB.32A.5015
WFB 50-32	40	75	32	70	15	6	WFB.40A.5015

WFB - Verschlussstopfen

WFB - Closing plug

WG 35

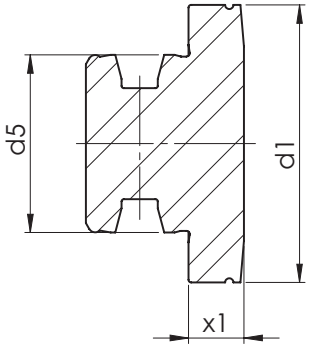

Size **Größe**	[mm] **d1**	[mm] **d2**	[mm] **x1**	Order no. **Bestellnummer**
WFB20-12	29	20	10	WFB.212.000K
WFB20-12	30	20	10	WFB.212.000
WFB24-16	40	24	10	WFB.241.200
WFB32-20	50	32	10	WFB.320.000
WFB 40-25	63	40	10	WFB.425.000
WFB 50-32	75	50	10	WFB.532.000

WFB - Reduzierungen / Verlängerungen

WFB - Reductions / Extensions

WG 35

Werkzeugtechnik

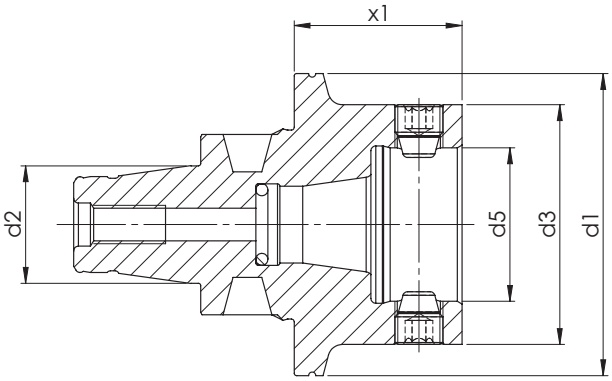

Size **Größe**	[mm] **d1**	[mm] **d2**	[mm] **d3**	[mm] **d5**	[mm] **x1**	Order no. **Bestellnummer**
WFB20-12	30	12	30	20	20	WFB.V20.020
WFB20-12	30	12	30	20	33,5	WFB.V20.033,5
WFB24-16	40	16	30	20	10	WFB.R24.B20
WFB32-20	50	20	30	20	15	WFB.R32.B20
WFB32-20	50	20	40	24	15	WFB.R32.B24
WFB40-25	63	25	50	32	35	WFB.R40.B32
WFB50-32	75	32	50	32	20	WFB.R50.B32

WFB - Kontrolldorne

WFB - Test arbors

WG 35

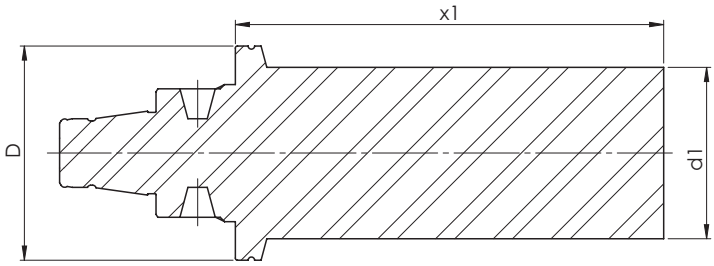

Verwendung: Zur Abnahme von Werkzeugmaschinen gemäß ISO-Empfehlung R230 oder zur Überprüfung der Werkzeugspindel

Application: For machine tools according to ISO recommendations R230 or for testing the tool spindle

Size **Größe**	[mm] **D**	[mm] **d1**	[mm] **x1**	Order no. **Bestellnummer**
WFB20-12	30	16	60	WFB.KD1.060
WFB20-12	29	16	60	WFB.KD1.060K
WFB24-16	40	20	80	WFB.KD2.080
WFB32-20	50	40	100	WFB.KD3.100
WFB 40-25	63	40	120	WFB.KD4.120
WFB 50-32	75	40	160	WFB.KD5.160

WFB - Bohrstangen-Rohlinge

WFB - Boring bar-blanks

WG 35

Werkzeugtechnik

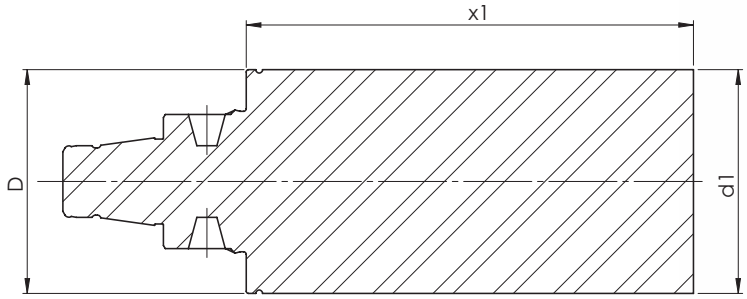

Size **Größe**	[mm] **d**	[mm] **d1**	[mm] **x1**	Order no. **Bestellnummer**
WFB20-12	30	33	60	WFB.R20.X6S*
WFB20-12	30	22	60	WFB.R22.060
WFB24-16	40	45	80	WFB.R24.045.080.SX
WFB32-20	50	22	60	WFB.R32.022.060.SX
WFB32-20	50	50	80	WFB.R32.X8S
WFB32-20	50	50	100	WFB.R32.050.100.SX

*** Material: 31CrMoV9**

Spannzangen-Sätze mit Holzsockel System ER / ESX

Collets System ER / ESX in wooden board

WG 35

Werkzeugtechnik

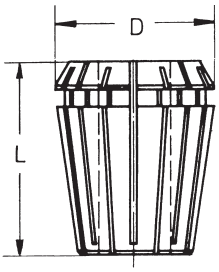

	D	L
426 E	17	27
428 E	21	31,5
430 E	26	34
470 E	33	40
472 E	41	46

ER 40 (3-26) 472 E
23 Spannzangen
4-26 mm Ø, 1 mm gestuft

Art. Nr. 12.326.OHS

Art. Nr. 12.326.OHS.EP

zusätzlich (wie Abbildung)
gegen Mehrpreis
1 Spannzange mit 3 mm Ø

Art. Nr. 12.326.030

Art. Nr. 12.326.030EP

ER 32 (2-20) 470 E
18 Spannzangen
3-20 mm Ø, 1 mm gestuft

Art. Nr. 12.220.OHS

Art. Nr. 12.220.OHS.EP



ER 25 (2-16) 430 E
15 Spannzangen
2-16 mm Ø, 1 mm gestuft

Art. Nr. 12.116.OHS

Art. Nr. 12.116.OHS.EP

zusätzlich (wie Abbildung)
gegen Mehrpreis
1 Spannzange mit 1 mm Ø

Art. Nr. 12.116.010

Art. Nr. 12.116.010EP

ER 20 (2-13) 428 E
12 Spannzangen
2-13 mm Ø, 1 mm gestuft

Art. Nr. 12.113.OHS

Art. Nr. 12.113.OHS.EP

ER 16 (1-10) 426 E
10 Spannzangen
1-10 mm Ø, 1 mm gestuft

Art. Nr. 12.110.OHS

Art. Nr. 12.110.OHS.EP

EP: Extra Präzision - Rundlauf <5µ
EP: extra precision - runout <5µ

Werkzeugtechnik

Spannzangen System ER / ESX ER11 / ER16 / ER20

Collets System ER / ESX

WG 11

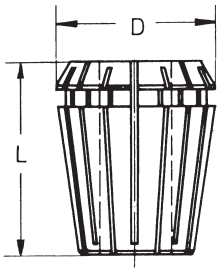

	D	L
424 E	11,5	18
426 E	17	27
428 E	21	31,5

Ø	Order no **Bestellnummer**
ER 11 (1 – 8) 424 E	
1,0	12.107.010
1,5	12.107.015
2,0	12.107.020
2,5	12.107.025
3,0	12.107.030
3,5	12.107.035
4,0	12.107.040
4,5	12.107.045
5,0	12.107.050
5,5	12.107.055
6,0	12.107.060
6,5	12.107.065
7,0	12.107.070
8,0	12.107.080*

Ø	Order no **Bestellnummer**
ER 16 (1 – 12) 426 E	
1,0	12.110.010
1,5	12.110.015
2,0	12.110.020
2,5	12.110.025
3,0	12.110.030
3,5	12.110.035
4,0	12.110.040
4,5	12.110.045
5,0	12.110.050
5,5	12.110.055
6,0	12.110.060
6,5	12.110.065
7,0	12.110.070
7,5	12.110.075
8,0	12.110.080
8,5	12.110.085
9,0	12.110.090
9,5	12.110.095
10,0	12.110.100
10,5	12.110.105*
11,0	12.110.110*
11,5	12.110.115*
12,0	12.110.120*

Ø	Order no **Bestellnummer**
ER 20 (1,0 – 15) 428 E	
1,0	12.113.010*
2,0	12.113.020
3,0	12.113.030
4,0	12.113.040
5,0	12.113.050
6,0	12.113.060
7,0	12.113.070
8,0	12.113.080
9,0	12.113.090
10,0	12.113.100
11,0	12.113.110
12,0	12.113.120
13,0	12.113.130
13,5	12.113.135*
14,0	12.113.140*
14,5	12.113.145*
15,0	12.113.150*

***Sondergröße**
Special size

Spannzangen System ER / ESX ER25 / ER32 / ER40

Collets System ER / ESX

WG 11

Werkzeugtechnik

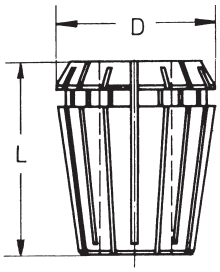

	D	L
430 E	26	34
470 E	33	40
472 E	41	46

Ø	Order no Bestellnummer
ER 25 (1 – 20) 430 E	
1,0	12.116.010*
2,0	12.116.020
3,0	12.116.030
4,0	12.116.040
5,0	12.116.050
6,0	12.116.060
7,0	12.116.070
8,0	12.116.080
9,0	12.116.090
10,0	12.116.100
11,0	12.116.110
12,0	12.116.120
13,0	12.116.130
14,0	12.116.140
15,0	12.116.150
16,0	12.116.160
16,5	12.116.165*
17,0	12.116.170*
17,5	12.116.175*
18,0	12.116.180*
18,5	12.116.185*
19,0	12.116.190*
19,5	12.116.195*
20,0	12.116.200*

Ø	Order no Bestellnummer
ER 32 (2 – 22) 470 E	
2,0	12.220.020*
3,0	12.220.030
4,0	12.220.040
5,0	12.220.050
6,0	12.220.060
7,0	12.220.070
8,0	12.220.080
9,0	12.220.090
10,0	12.220.100
11,0	12.220.110
12,0	12.220.120
13,0	12.220.130
14,0	12.220.140
15,0	12.220.150
16,0	12.220.160
17,0	12.220.170
18,0	12.220.180
19,0	12.220.190
20,0	12.220.200
21,0	12.220.210*
22,0	12.220.220*

Ø	Order no Bestellnummer
ER 40 (3 – 30) 472 E	
3,0	12.326.030*
4,0	12.326.040
5,0	12.326.050
6,0	12.326.060
7,0	12.326.070
8,0	12.326.080
9,0	12.326.090
10,0	12.326.100
11,0	12.326.110
12,0	12.326.120
13,0	12.326.130
14,0	12.326.140
15,0	12.326.150
16,0	12.326.160
17,0	12.326.170
18,0	12.326.180
19,0	12.326.190
20,0	12.326.200
21,0	12.326.210
22,0	12.326.220
23,0	12.326.230
24,0	12.326.240
25,0	12.326.250
26,0	12.326.260
27,0	12.326.270*
28,0	12.326.280*
29,0	12.326.290*
30,0	12.326.300*

***Sondergröße**
Special size

Werkzeugtechnik

Spannzangen System ER / ESX ER11 / ER16 / ER20

Collets System ER / ESX

WG 11

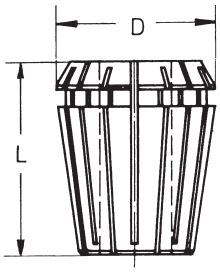

	D	L
424 E	11,5	18
426 E	17	27
428 E	21	31,5

Ø	Order no **Bestellnummer**
ER 11 (1 – 8) 424 E	
1,0	12.107.010.EP
1,5	12.107.015.EP
2,0	12.107.020.EP
2,5	12.107.025.EP
3,0	12.107.030.EP
3,5	12.107.035.EP
4,0	12.107.040.EP
4,5	12.107.045.EP
5,0	12.107.050.EP
5,5	12.107.055.EP
6,0	12.107.060.EP
6,5	12.107.065.EP
7,0	12.107.070.EP
8,0	12.107.080.EP*

Ø	Order no **Bestellnummer**
ER 16 (1 – 12) 426 E	
1,0	12.110.010.EP
1,5	12.110.015.EP
2,0	12.110.020.EP
2,5	12.110.025.EP
3,0	12.110.030.EP
3,5	12.110.035.EP
4,0	12.110.040.EP
4,5	12.110.045.EP
5,0	12.110.050.EP
5,5	12.110.055.EP
6,0	12.110.060.EP
6,5	12.110.065.EP
7,0	12.110.070.EP
7,5	12.110.075.EP
8,0	12.110.080.EP
8,5	12.110.085.EP
9,0	12.110.090.EP
9,5	12.110.095.EP
10,0	12.110.100.EP
10,5	12.110.105.EP*
11,0	12.110.110.EP*
11,5	12.110.115.EP*
12,0	12.110.120.EP*

Ø	Order no **Bestellnummer**
ER 20 (1,0 – 15) 428 E	
1,0	12.113.010.EP*
2,0	12.113.020.EP
3,0	12.113.030.EP
4,0	12.113.040.EP
5,0	12.113.050.EP
6,0	12.113.060.EP
7,0	12.113.070.EP
8,0	12.113.080.EP
9,0	12.113.090.EP
10,0	12.113.100.EP
11,0	12.113.110.EP
12,0	12.113.120.EP
13,0	12.113.130.EP
13,5	12.113.135.EP*
14,0	12.113.140.EP*
14,5	12.113.145.EP*
15,0	12.113.150.EP*

***Sondergröße**
Special size

EP: Extra Präzision - Rundlauf <5µ
EP: extra precision - runout <5µ

Spannzangen System ER / ESX
ER25 / ER32 / ER40

Collets System ER / ESX

WG 11

Werkzeugtechnik

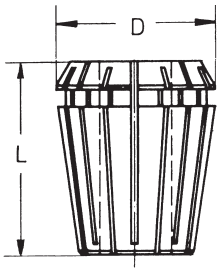

	D	L
430 E	26	34
470 E	33	40
472 E	41	46

Ø	Order no **Bestellnummer**
ER 25 (1 – 20) 430 E	
1,0	12.116.010.EP*
2,0	12.116.020.EP
3,0	12.116.030.EP
4,0	12.116.040.EP
5,0	12.116.050.EP
6,0	12.116.060.EP
7,0	12.116.070.EP
8,0	12.116.080.EP
9,0	12.116.090.EP
10,0	12.116.100.EP
11,0	12.116.110.EP
12,0	12.116.120.EP
13,0	12.116.130.EP
14,0	12.116.140.EP
15,0	12.116.150.EP
16,0	12.116.160.EP
16,5	12.116.165.EP*
17,0	12.116.170.EP*
17,5	12.116.175.EP*
18,0	12.116.180.EP*
18,5	12.116.185.EP*
19,0	12.116.190.EP*
19,5	12.116.195.EP*
20,0	12.116.200.EP*

Ø	Order no **Bestellnummer**
ER 32 (2 – 22) 470 E	
2,0	12.220.020.EP*
3,0	12.220.030.EP
4,0	12.220.040.EP
5,0	12.220.050.EP
6,0	12.220.060.EP
7,0	12.220.070.EP
8,0	12.220.080.EP
9,0	12.220.090.EP
10,0	12.220.100.EP
11,0	12.220.110.EP
12,0	12.220.120.EP
13,0	12.220.130.EP
14,0	12.220.140.EP
15,0	12.220.150.EP
16,0	12.220.160.EP
17,0	12.220.170.EP
18,0	12.220.180.EP
19,0	12.220.190.EP
20,0	12.220.200.EP
21,0	12.220.210.EP*
22,0	12.220.220.EP*

Ø	Order no **Bestellnummer**
ER 40 (3 – 30) 472 E	
3,0	12.326.030.EP*
4,0	12.326.040.EP
5,0	12.326.050.EP
6,0	12.326.060.EP
7,0	12.326.070.EP
8,0	12.326.080.EP
9,0	12.326.090.EP
10,0	12.326.100.EP
11,0	12.326.110.EP
12,0	12.326.120.EP
13,0	12.326.130.EP
14,0	12.326.140.EP
15,0	12.326.150.EP
16,0	12.326.160.EP
17,0	12.326.170.EP
18,0	12.326.180.EP
19,0	12.326.190.EP
20,0	12.326.200.EP
21,0	12.326.210.EP
22,0	12.326.220.EP
23,0	12.326.230.EP
24,0	12.326.240.EP
25,0	12.326.250.EP
26,0	12.326.260.EP
27,0	12.326.270.EP*
28,0	12.326.280.EP*
29,0	12.326.290.EP*
30,0	12.326.300.EP*

***Sondergröße**
Special size

EP: Extra Präzision - Rundlauf <5µ
EP: extra precision - runout <5µ

WFB - Ersatzteile / Zubehör

WFB - Spare parts / Accessories

WG 11

WFB - Kegelgewindestifte
Threaded taper pins

For Size **Für Größe**	Order no **Bestellnummer**
WFB20-12	WFS.M6x0,75.TORX 15 Plus
WFB20-12	WFS.M6x1.TORX
WFB24-16	WFS.M8x1.TORX
WFB32-20	WFS.M10x1x11
WFB40-25	WFS.M12X1
WFB50-32	WFS.M14x1

Drehmoment-Schraubendreher auf Anfrage lieferbar!
Torque screwdriver on request available!

For Size **Für Größe**	Order no **Bestellnummer**
WFB20-12	WFB.020.T15.PLUS

Drehmomentset
Torque set

For Size **Für Größe**	Order no **Bestellnummer**
WFB20-12/24-16	WF.88103001000

Allgemeine Verkaufs- und Lieferbedingungen

General sales terms and delivery conditions
Les conditions de paiement et de livraison

WG 35

W&F Werkzeugtechnik

1. **Angebot, Vertragsabschluß und Vertragsinhalt**
   Allen Vertragsabschlüssen, betreffend Lieferung und Leistungen von uns, liegen die nachfolgenden Bedingungen zugrunde. Sie werden vom Besteller mit Auftragserteilung, spätestens mit der Annahme der ersten Lieferung/Leistung anerkannt und gelten für die gesamte Dauer der Geschäftsbeziehung. Abweichende Einkaufsbedingungen des Bestellers gelten nur mit unserer schriftlichen Zustimmung.
   Der Vertrag kommt erst mit unserer schriftlichen Bestätigung und entsprechend deren Inhalt und durch Lieferung/Leistung zustande. Erfolgt ohne eine Bestätigung unverzüglich Lieferung/Leistung, so gilt die Rechnung gleichzeitig als Auftragsbestätigung.
2. **Bestellwert**
   Bei einem Bestellwert unter € 100,-- kommen keine Rabatte in Anrechnung. Der Mindestbestellwert beträgt € 60,-- netto.
3. **Preis und Zahlung**
   Die Preise gelten mangels besonderer Vereinbarung ab Werk einschl. Verladung im Werk, jedoch ausschließlich Verpackung. Zu den Preisen kommt die Mehrwertsteuer in der jeweiligen gesetzlichen Höhe hinzu.
   Mangels besonderer Vereinbarung ist die Zahlung ohne jeden Abzug frei Zahlstelle des Lieferers innerhalb von 30 Tagen nach Rechnungsdatum (auch bei Teillieferung) zu leisten.
   Die Zurückhaltung von Zahlungen oder die Aufrechnung wegen etwaiger vom Lieferer bestrittener Gegenansprüche des Bestellers sind nicht statthaft.
4. **Eigentumsvorbehalt**
   Die gelieferten Waren bleiben unser Eigentum (Vorbehaltsware) bis zur Erfüllung sämtlicher uns gegen den Besteller aus der Geschäftsverbindung zustehenden Ansprüche.
   Die Verarbeitung der Vorbehaltsware ist dem Besteller im Rahmen des regelmäßigen Geschäftsbetriebs gestattet. Die Verarbeitung der Ware erfolgt für uns. Wir erwerben in allen Fällen das Eigentum an den neu hergestellten Sachen; eine Verpflichtung entsteht für uns hieraus nicht. Der Besteller hat die in unserem (Mit-)Eigentum stehenden Waren für uns unentgeltlich zu verwahren. Bei Verarbeitung mit Waren an denen wir kein Eigentum besitzen erwerben wir Miteigentum an den neu hergestellten Sachen nach dem Verhältnis des Rechnungswertes der Vorbehaltsware zu den anderen verarbeiteten Gegenständen. Sollte unser Eigentum dennoch untergehen und der Besteller (Mit-)Eigentümer werden, so überträgt er bereits jetzt sein Eigentum nach dem vorab bezeichneten Wertverhältnis als Sicherheit auf uns.
   Der Besteller ist zu Weiterveräußerung der Vorbehaltsware im Rahmen seines regelmäßigen Geschäftsbetriebs nur unter der Bedingung berechtigt, dass er sich seinerseits das Eigentum bis zur vollständigen Zahlung des Kunden vorbehält. Die Veräußerungsermächtigung erlischt automatisch bei einem fruchtlosen Zwangsvollstreckungsversuch beim Besteller, sowie bei Stellung eines Antrags auf Eröffnung des Insolvenzverfahrens über das Vermögen des Bestellers. Andere Verfügungen über die Vorbehaltsware, insbesondere Verpfändung und Sicherungsübereignung sind unzulässig.
   Der Besteller tritt bereits jetzt alle aus der Weiterveräußerung der Vorbehaltsware in verarbeitetem und unverarbeitetem Zustand entstehenden Forderungen mit allen Nebenrechten – einschließlich etwaiger Saldoforderungen – sicherungshalber an uns ab, ohne dass es noch späterer besonderer Erklärungen bedarf. Veräußert der Besteller verarbeitete, verbundene oder vermischte Vorbehaltsware, ohne dass eine Einzelpreisvereinbarung für die Vorbehaltsware besteht, so tritt der Besteller uns mit Vorrang vor der übrigen Forderung denjenigen Teil der Gesamtpreisforderung ab, der dem von uns in Rechnung gestellten Preis der Vorbehaltsware entspricht.
   Der Besteller ist verpflichtet uns unverzüglich über Zwangsvollstreckungsmaßnahmen Dritter in die Vorbehaltsware und in deren sonstige Sicherheiten unter Übergabe der für den Widerspruch notwendigen Unterlagen zu unterrichten.
   Der Besteller ist vorbehaltlich des jederzeit möglichen Widerrufs berechtigt, die an uns abgetretenen Forderungen im regelmäßigen Geschäftsbetrieb einzuziehen. Von dieser Ermächtigung nicht erfasst ist die Abtretung der aus der Weiterveräußerung der Waren resultierenden Forderungen an ein Factoring-Institut im Rahmen eines sog. „echten“ Factorings unter Übernahme des Delkredererisikos. Vorsorglich tritt der Besteller seine Rechte gegen das Factoring-Institut auf Auszahlung des Factoring Erlöses an uns ab und verpflichtet sich, dem Factoring-Institut unverzüglich nach Rechnungsstellung durch uns diese Abtretung anzuzeigen. Wir werden von unserer Einziehungsbefugnis keinen Gebrauch machen, solange der Besteller seinen Zahlungsverpflichtungen vereinbarungsgemäß nachkommt.
   Der Besteller verpflichtet sich bei Zugriffen Dritter auf die Vorbehaltsware, wie z.B. Pfändungen, uns sofort zu unterrichten um uns die Durchsetzung unserer Eigentumsrechte zu ermöglichen und auf unser daran bestehendes Eigentum hinzuweisen.
5. **Lieferzeit**
   Angegebene Lieferzeiten sind, sofern nicht individuell vereinbart, unverbindlich.
6. **Mängelrüge**
   Erkennbare Mängel sind unverzüglich nach Empfang der Lieferung/Leistung, versteckte Mängel unverzüglich nach Entdeckung schriftlich zu rügen. Mängelrüge ist verspätet, wenn sie nicht spätestens 8 Tage nach Empfang der Lieferung/Leistung bzw. bei versteckten Mängeln nach Entdeckung des Mangels bei uns eingegangen ist. Wenn eine Mängelrüge begründet geltend gemacht wird, dürfen Zahlungen nur im Umfang zurückgehalten werden, die in einem angemessenen Verhältnis zu dem aufgetretenen Mangel stehen.
7. **Gewährleistung und Haftung**
   Wir haften für rechtzeitig gerügte Mängel, zu denen auch das Fehlen zugesicherter Eigenschaften gehört, wie folgt:
   – Alle diejenigen Teile sind unentgeltlich nach billigem Ermessen nach Wahl des Lieferers nachzubessern oder neu zu liefern, die sich innerhalb von 6 Monaten (bei Mehrschichtenbetrieb innerhalb von 3 Monaten) seit Lieferung infolge eines vor dem Gefahrenübergang liegenden Umstandes – insbesondere wegen fehlender Bauart, schlechter Werkstoffe oder mangelhafter Ausführung – als nicht unerheblich beeinträchtigt herausstellen. Mehrere Nachbesserungsversuche sind zulässig. Ersetzte Teile werden unser Eigentum.
     Für Mängel des vom Besteller angelieferten Materials haften wir nicht. Für wesentliche Fremderzeugnisse beschränkt sich unsere Haftung auf die Abtretung der Haftungsansprüche, die uns gegen den Lieferer des Fremderzeugnisses zustehen.
     Bei Fertigung nach Zeichnung des Bestellers haften wir nur für zeichnungsgemäße Ausführung.
   – Es wird keine Gewähr übernommen für Schäden, die aus nachfolgenden Gründen entstanden sind:
     Ungeeignete und unsachgemäße Verwendung, fehlerhafter Montage bzw. Inbetriebsetzung durch den Besteller oder Dritte, natürliche Abnützung, fehlerhafte oder nachlässige Behandlung, ungeeignete Betriebsmittel, chemische, elektrochemische oder elektrische Einflüsse, sofern sie nicht auf unser Verschulden zurückzuführen sind. Unsere Gewährleistungspflicht entfällt, wenn von Seiten des Bestellers oder Dritter ohne unsere Zustimmung Instandsetzungen, Beschädigungen oder Änderungen vorgenommen werden, die mit dem geltend gemachten Mangel in Zusammenhang stehen.
8. **Rücknahme von Waren**
   Waren werden nur nach besonderer Vereinbarung zurück genommen – vorbehaltlich folgender Bedingungen:
   Die Ware muss in fabrikneuem Zustand und aus der laufenden Produktion sein.
   Eine Lieferschein- oder Rechnungskopie muss der Rücksendung beiliegen.
   Für Rücksendungen, die der Besteller zu vertreten hat, wird eine Bearbeitungsgebühr von 15%, mindestens jedoch € 30,-- in Abzug gebracht.
   Sonderaufnahmen oder speziell auf Kundenwunsch beschriftete Artikel sind vom Umtausch bzw. Rückgabe ausgeschlossen.
9. **Haftung für Nebenpflichten, sonstige Haftung**
   Unsere anwendungstechnische Beratung in Wort und Schrift sowie Vorschläge, Berechnungen, Projektierungen usw. sollen dem Besteller lediglich die bestmögliche Verwendung unserer Produkte erläutern. Sie befreit den Besteller nicht von seiner Verpflichtung, sich durch eigene Prüfung von der Eignung unserer Produkte für den von ihm beabsichtigten Zweck zu überzeugen.
10. **Schutzrecht, Werkzeug**
    An allen unseren Angeboten und Lieferungen beigefügten Abbildungen, Skizzen, Zeichnungen, Lehren, Muster usw. behalten wir uns Eigentums- und Urheberrechte vor. Sie dürfen Dritten ohne unsere ausdrückliche Genehmigung nicht zugänglich gemacht werden. Vervielfältigungen und Nachahmungen sind verboten.
    Der Besteller übernimmt für die von ihm beizubringenden Unterlagen, Pläne, Muster oder dergleichen die alleinige Verantwortung. Der Besteller hat dafür einzustehen, dass von ihm vorgelegte Ausführungszeichnungen in Schutzrechte Dritter nicht eingreifen.
11. **Erfüllungsort**
    Erfüllungsort ist 72663 Großbettlingen.
12. **Gerichtsstand**
    Gerichtsstand ist der Sitz des Lieferers.
13. **Änderungsvorbehalt und Teilnichtigkeit**
    Wir erklären dem Besteller ausdrücklich unsere Bereitschaft, im Wege des freien gegenseitigen Aushandelns die Vertragsklauseln inhaltlich auszugestalten. Sollte eine Bestimmung unserer Verkaufs- und Lieferbedingungen aus irgend einem Grunde nichtig sein, bleibt die Geltung der übrigen Bestimmungen hiervon unberührt. Anstelle einer unwirksamen Regelung gilt das gesetzlich Zulässige.

Stand: April 2007

Werkzeugtechnik

Notizen

Notizen

Werkzeugtechnik

Modulare Aggregatetechnik

Baruffaldi

Katalog BAR-01

Modulare Aggregatetechnik

Benzinger

Katalog BEN-01

Modulare Aggregatetechnik

DMG MORI

Katalog DMG-01

Modulare Aggregatetechnik

Doosan

Katalog DOO-01

Modulare Aggregatetechnik

EMAG

Katalog EMA-01

Modulare Aggregatetechnik

Haas

Katalog HAA-01

Modulare Aggregatetechnik

Hardinge

Katalog HAR-01

Modulare Aggregatetechnik

INDEX

Katalog IND-01

Modulare Aggregatetechnik

MAZAK

Katalog MAZ-01

Modulare Aggregatetechnik

Miyano

Katalog MIY-01

Modulare Aggregatetechnik

Nakamura-Tome

Katalog NAK-01

Modulare Aggregatetechnik

OKUMA

Katalog OKU-01

Modulare Aggregatetechnik

Sauter DIN 5480

Katalog S80-01

Modulare Aggregatetechnik

Sauter DIN 5482

Katalog S82-01

Modulare Aggregatetechnik

SPINNER

Katalog SPI-01

W&F
Werkzeugtechnik GmbH
Kantstraße 4
72663 Großbettlingen

T +49 (0) 7022/4058-0
F +49 (0) 7022/4058-58
info@wf-werkzeugtechnik.de
wf-werkzeugtechnik.de